


REFERENCES

- (1) Peng Z., Kessissoglou N., "An integrated approach to fault diagnosis of machinery using wear debris and vibration analysis", *Wear* Vol. 255 (2003), pp. 1221–1232.
- (2) Ebersbach S., Peng Z., Kessissoglou N. J., "The investigation of the condition and faults of a spur gearbox using vibration and wear debris analysis techniques", *Wear* Vol. 260 (2006), pp. 16–24.
- (3) Roylance B. J., Williams J. A., & Dwyer-Joyce R., "Wear debris and associated wear phenomena – fundamental research and practice", Vol. 214 (2000), pp. 79-105.
- (4) Williams J. A., "Wear and wear particles – Some fundamentals", *Wear*, Vol. 38 (2005), pp. 863- 870.
- (5) Seifert W. W., & Westcott V. C., "A method for the study of wear particles in lubricating oil," *Wear*, Vol. 21 (1972), pp. 27- 42.
- (6) Zuhair K. H., "Modelling of two body abrasive wear," *Wear*, Vol. 127 (1988), pp. 87- 103.
 University of Moratuwa, Sri Lanka.
E-lectronic Journals & Databases
www.lib.mrt.ac.lk
- (7) Anderson D.P., "Wear Particles Atlas," *Revised ed., Report NAEC*, (1982), pp. 92-163.
- (8) Roayalance B. J., Albidewi I. A., Laghari M. S., Luxmoore A. R., & Deravi F., "Computer Aided Vision Engineering,(CAVE)- Quantification of wear particle morphology", Vol. 50 (1993), pp. 111-116.
- (9) Barron T., "Engineering Condition Monitoring," Addison-Wesley, Reading, MA, UK 1996.
- (10) Hunt T.M., "Handbook of Wear Debris Analysis and Particle Detection in Liquids", Elsevier Science Publishers LTD., Essex, England, (1993).

- (11) Neale M.J., and Woodley B.J., “A guide to the condition monitoring of machinery”. Report TRD 223 for the British Department of Industry (1978).
- (12) IEEE draft standard P1438/D1.5 “Guide for Applications of Plant Condition Monitoring for Hydroelectric Facilities”. Section 4.3 ‘Potential Benefits’ (1999).
- (13) McMillan D., and Ault G.W., “Condition monitoring benefit for onshore wind turbines sensitivity to operational parameters”. *IET Renewable Power Generation*, Vol. 2 (2008), pp. 60–72.
- (14) Wang L., Gao, Robert X., “Condition Monitoring and Control for Intelligent Manufacturing”, Springer, (2006).
- (15) Coverdell Andy., Noria Corporation, “Acid Number Test Reproducibility and Repeatability”, *Practicing Oil Analysis*, (2006).
- (16) Muszynska A., “Rotor dynamics”, CRC Press, (2005).
- (17) Carden Peter E., Fanning Paul, “Vibration Based Condition Monitoring”, *SHM* Vol. 3, (2004), pp. 355-377.
- (18) Peng Z., Kessissoglou N.J., Cox M., “A study of the effect of contaminant particles in lubricants using wear debris and vibration condition monitoring techniques”, *Wear* Vol. 258, (2005), pp. 1651-1662.
- (19) Keith Mobley R., "An Introduction to Predictive Maintenance", Second Edition, Amsterdam; Boston: Elsevier/Butterworth Heinemann, (2002).
- (20) Peng Z., Kessissoglou N.J., Cox, M., “A study of the effect of contaminant particles in lubricants using wear debris and vibration condition monitoring techniques”, *Wear* Vol. 258, (2005), pp. 1651-1662.
- (21) Courrech J., “Examples of the Application of Gated Vibration Analysis for the Detection of Faults in Reciprocating Machines,” *Noise and Vibration* 89 Conference, Singapore, 16th – 18th August, 1989.

- (22) Downham E., and Woods R., “The Rationale of Monitoring Vibration in Rotating Machinery in Continuously Operating Process Plant,” ASME paper no. 71, Vibration-96, (1971), pp. 54-59.
- (23) Bate A. H., “Vibration Diagnostics for Industrial Electric Motor-Drives,” Brüel and Kjaer application note.
- (24) Roylance B.J., and Hunt T.M., “The Wear Debris Analysis Handbook”. Coxmoor publishing Company, Oxford, UK (1999).
- (25) Parikka R., and Vaajoensuu E., Valon läpäisyyn perustuvat low cost-analysaattorit öljyjen käynninaikaiseen kunnonvalvontaan. *Tribologia – Finnish Journal of Tribology* Vol. 22, (2003), pp. 16–22.
- (26) Toms L.A., “Machinery Oil Analysis – Methods, Automation & Benefits”. Coastal Skills Training, Virginia Beach, USA (1998).
- (27) Rao BKN Handbook of Condition Monitoring. Elsevier Science Ltd, Oxford, UK (1996).
- (28) Hägg B., “The great profitability potential in manufacturing industry”. In: Lahdelma S., & Palokangas K., (eds) Proc of the 2nd Int Seminar of Maintenance, Condition Monitoring and Diagnostics, Oulu, Finland, 28th – 29th September 2005, pp. 7–16.
- (29) Maxwell H., Johnson B., “Vibration and lube oil analysis in an integrated predictive maintenance program”, in: Proceedings of the 21st Annual Meeting of the Vibration Institute (1997), pp. 117–124.
- (30) Ahlroos T Tribologia, voitelu ja ympäristöasiat. *Tribologia – Finnish Journal of Tribology* Vol. 22 (2003), pp. 23–29.
- (31) Hunt T., Evans J., Oil Analysis Handbook. Coxmoor publishing company, Oxford, UK (2004).
- (32) SKF Vibration Diagnostic Guide (www.skf.com/medialibrary/asset/0901d19680218bf8, 27th September 2013)

APPENDICES

Features of vibration analyzer

Appendix - A



University of Moratuwa, Sri Lanka.
Electronic Theses & Dissertations
www.lib.mrt.ac.lk



University of Moratuwa, Sri Lanka.
Electronic Theses & Dissertations
www.lib.mrt.ac.lk



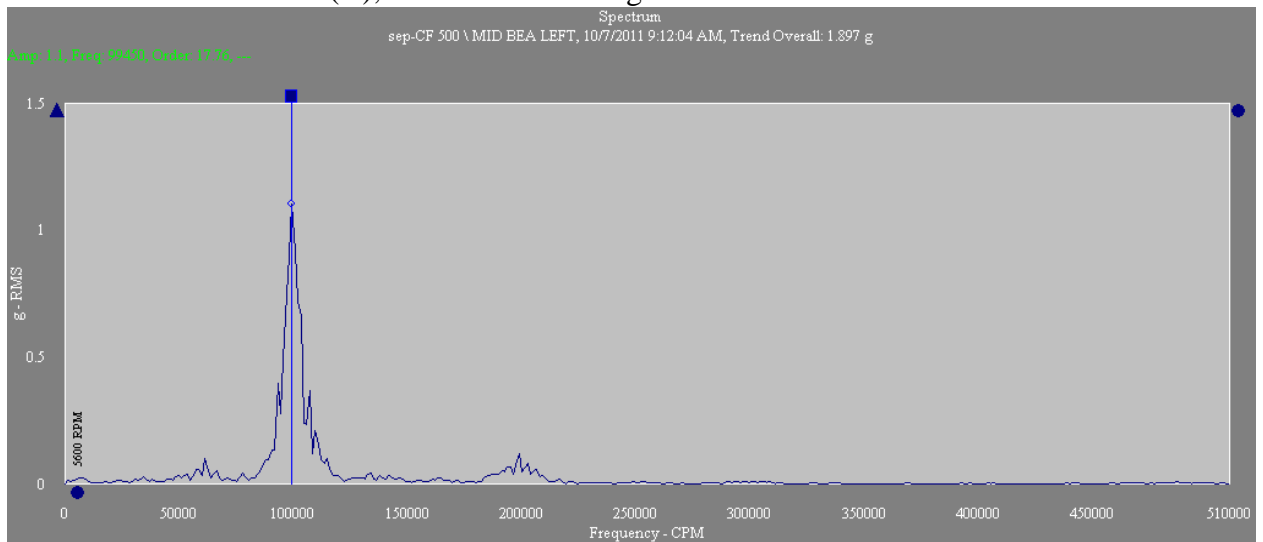
University of Moratuwa, Sri Lanka.
Electronic Theses & Dissertations
www.lib.mrt.ac.lk



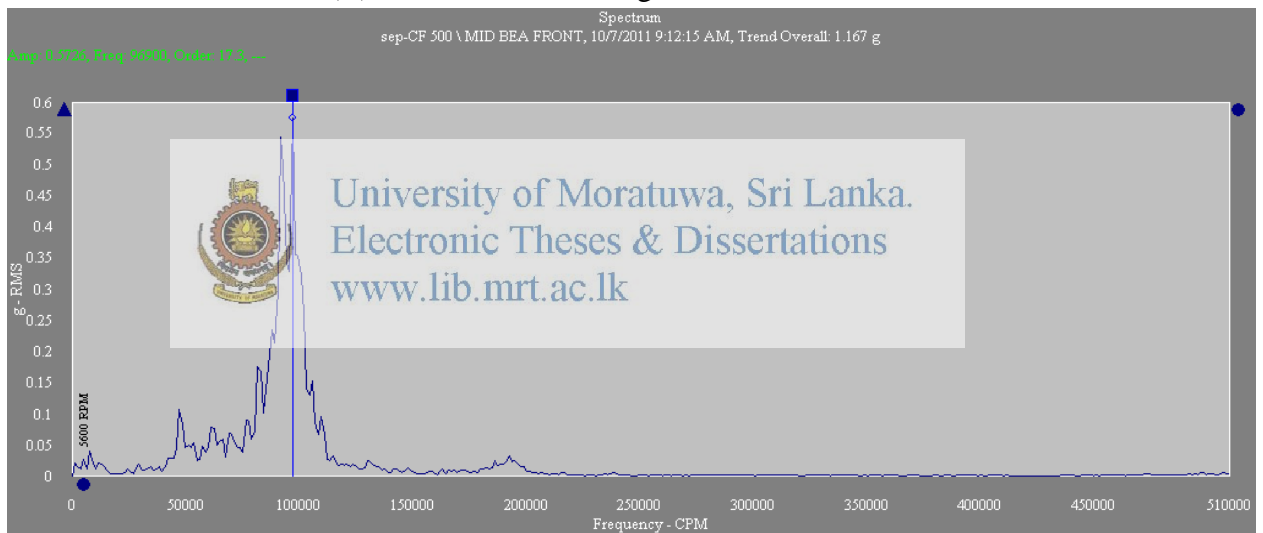
University of Moratuwa, Sri Lanka.
Electronic Theses & Dissertations
www.lib.mrt.ac.lk

SEPARATOR 500

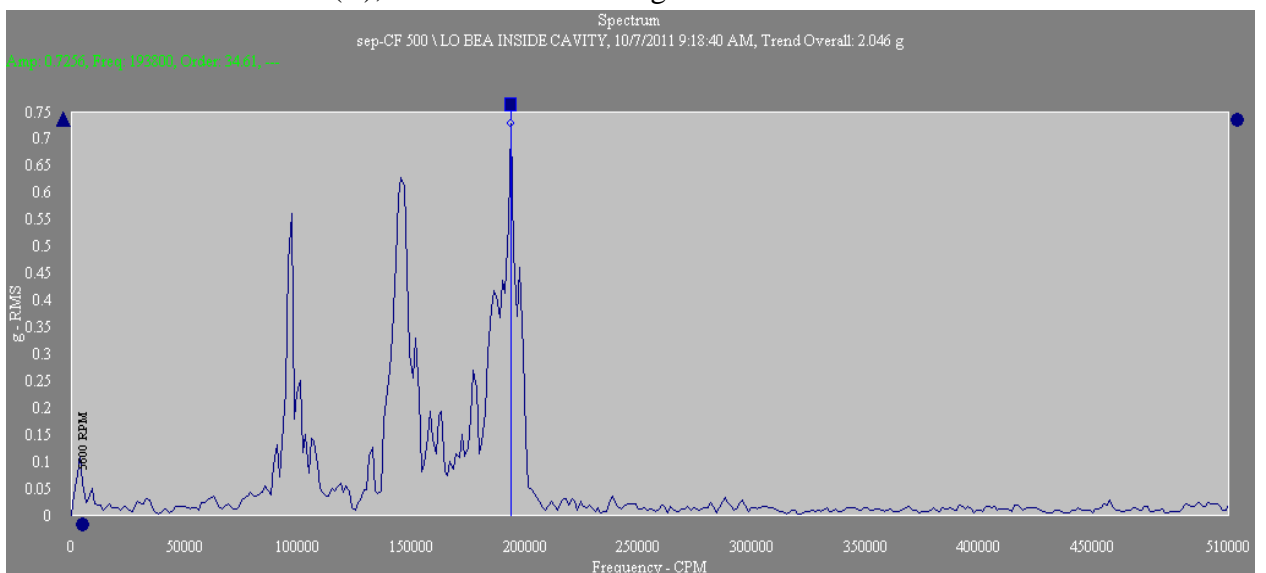
Vibration results: - Point (A), Side of mid bearing of vertical shaft



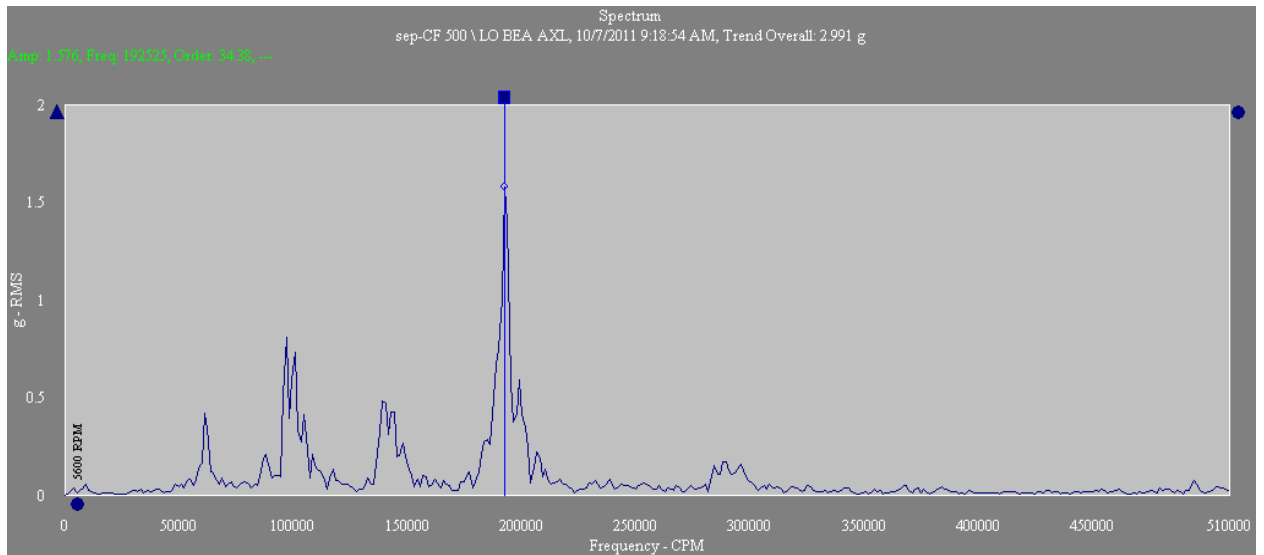
Vibration results: - Point (B), Front of mid bearing of vertical shaft



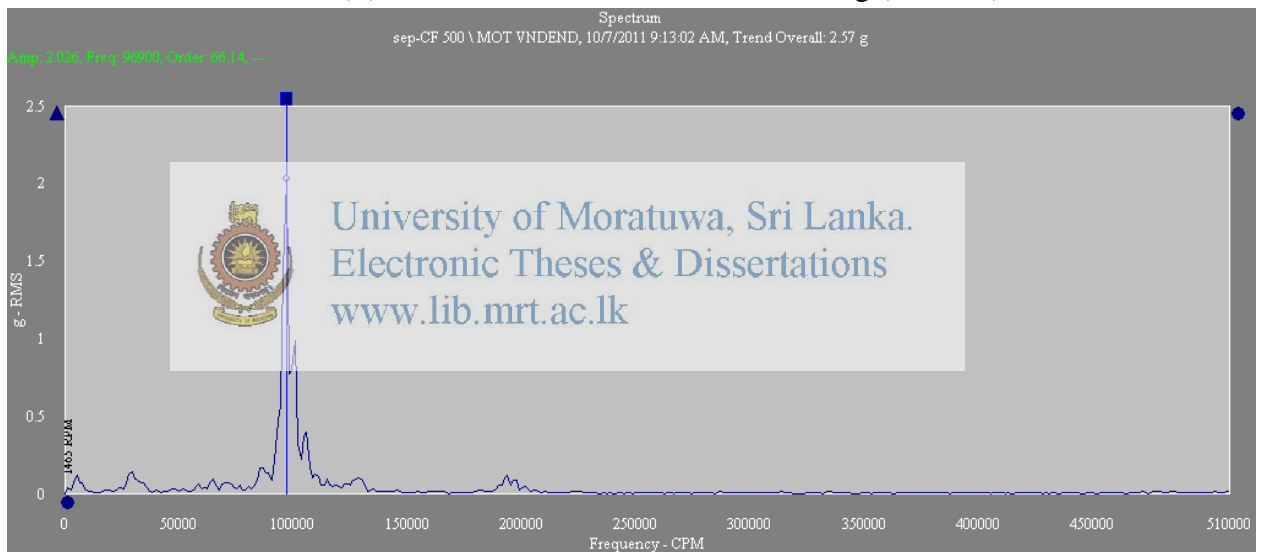
Vibration results: - Point (C), Side of lower bearing of vertical shaft



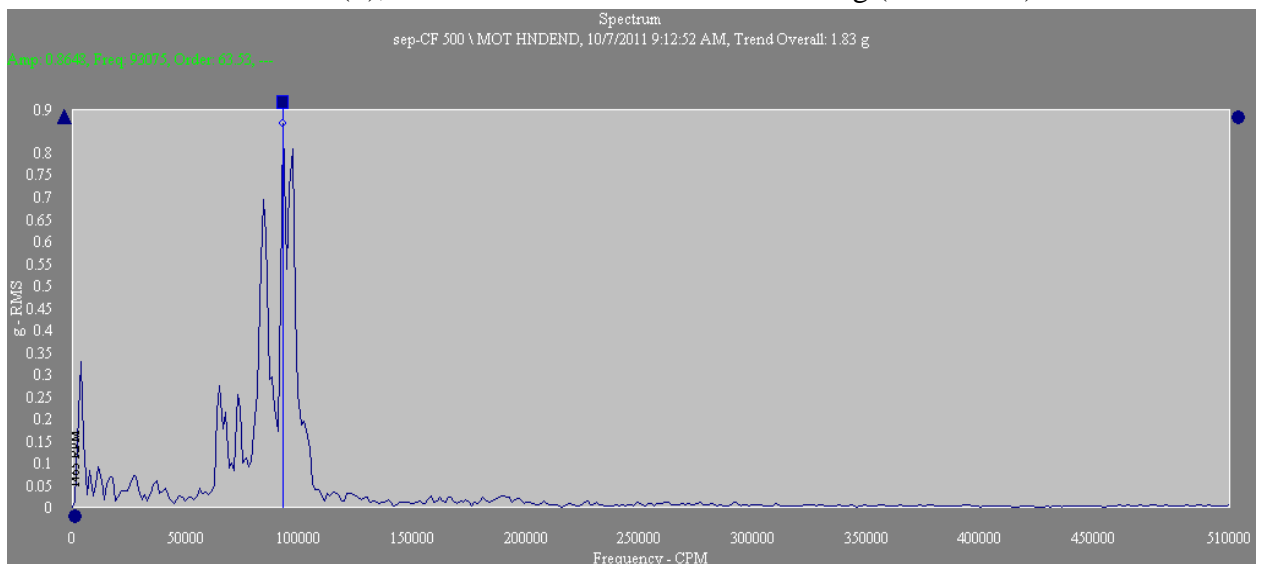
Vibration Results: - Point (D), Axial of lower bearing of vertical shaft



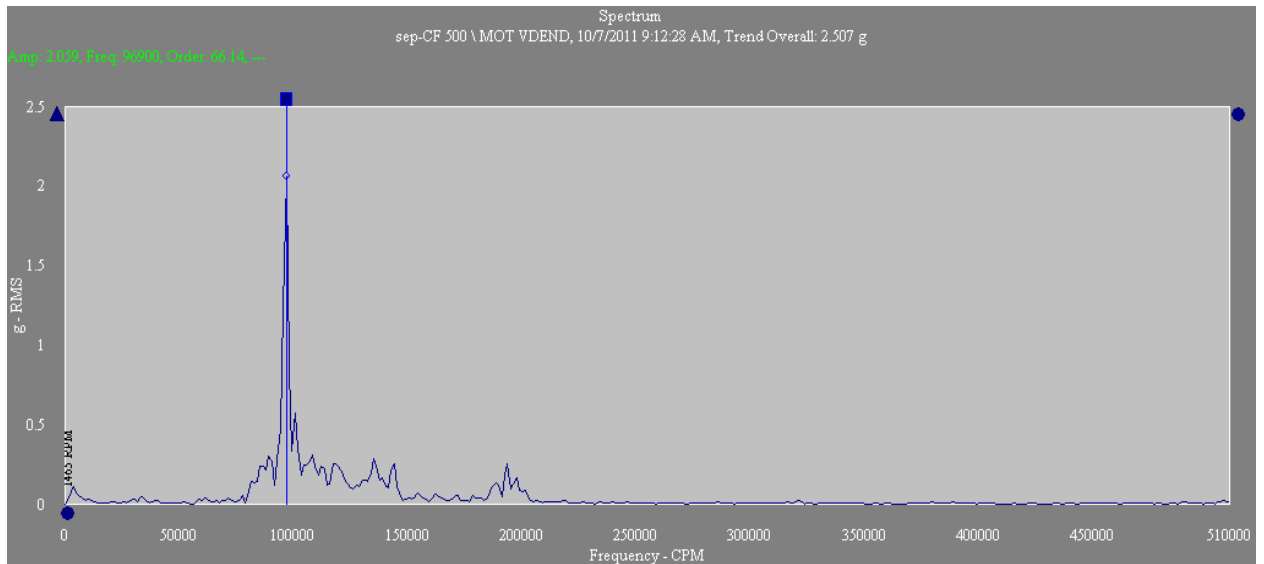
Vibration Results: - Point (E), Non driven end of the motor housing (Vertical)



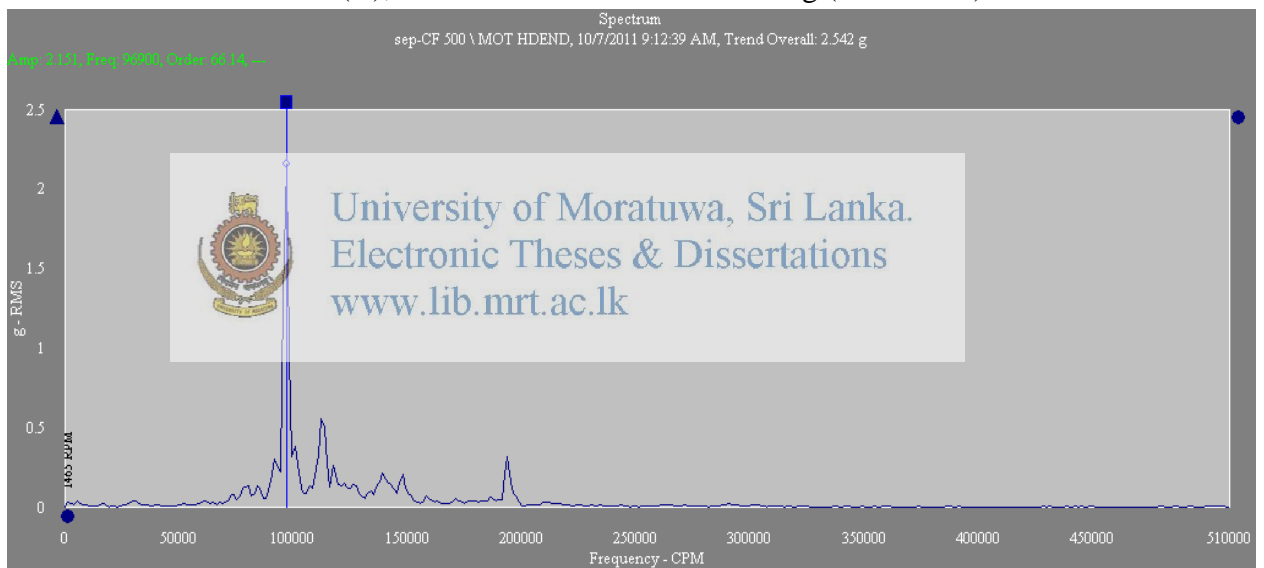
Vibration Results: - Point (F), Non driven end of the motor housing (Horizontal)



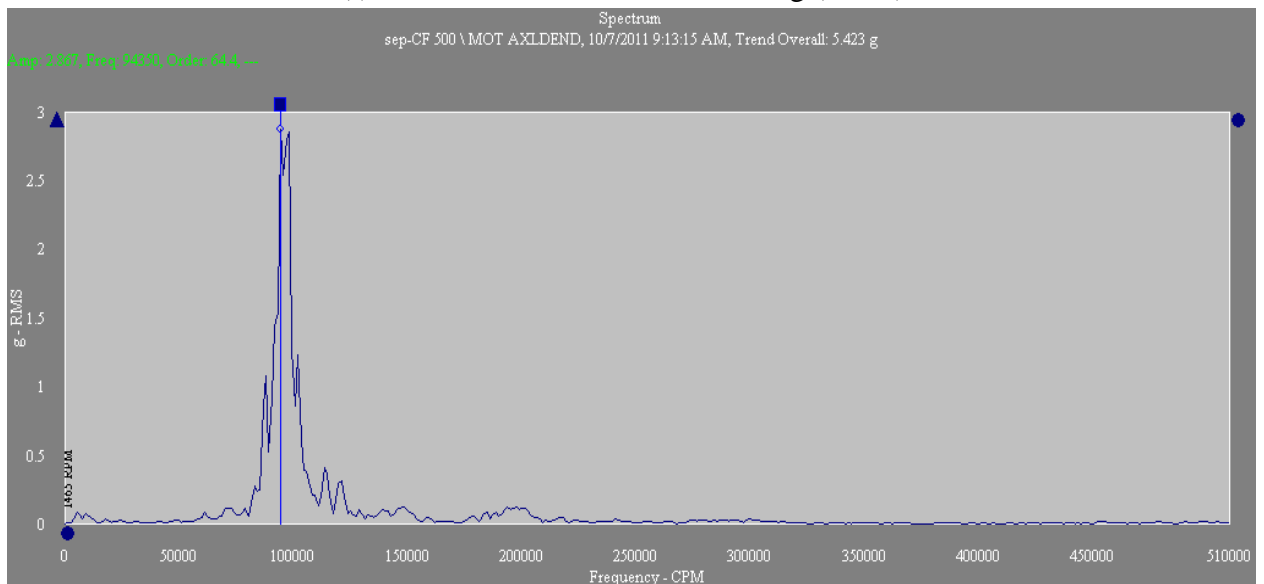
Vibration Results: - Point (G), Driven end of the motor housing (Vertical)



Vibration Results: - Point (H), Driven end of the motor housing (Horizontal)

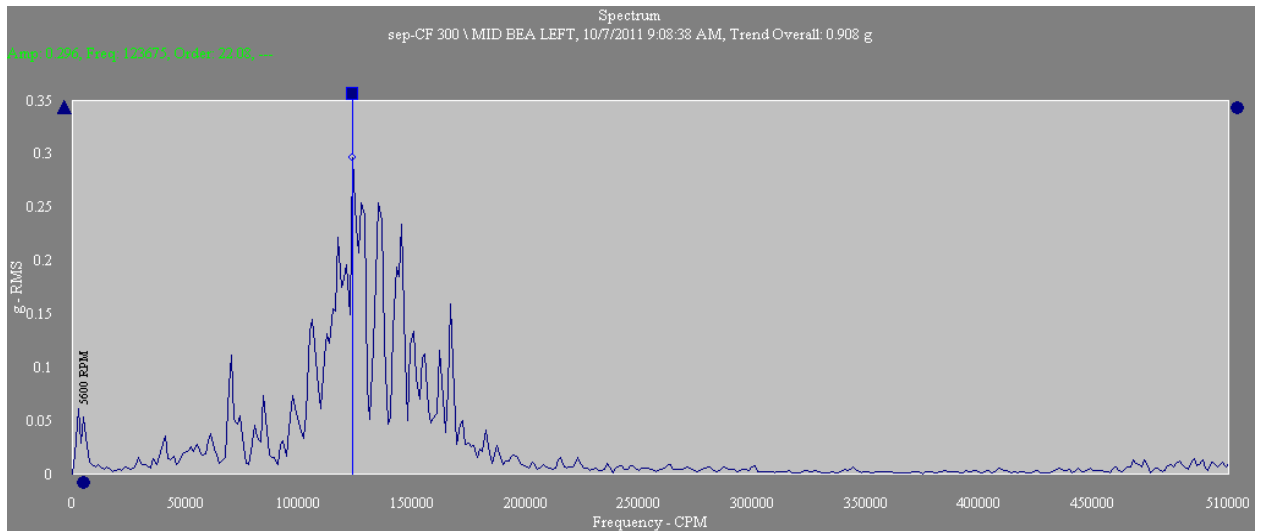


Vibration Results: - Point (I), Driven end of the motor housing (Axial)

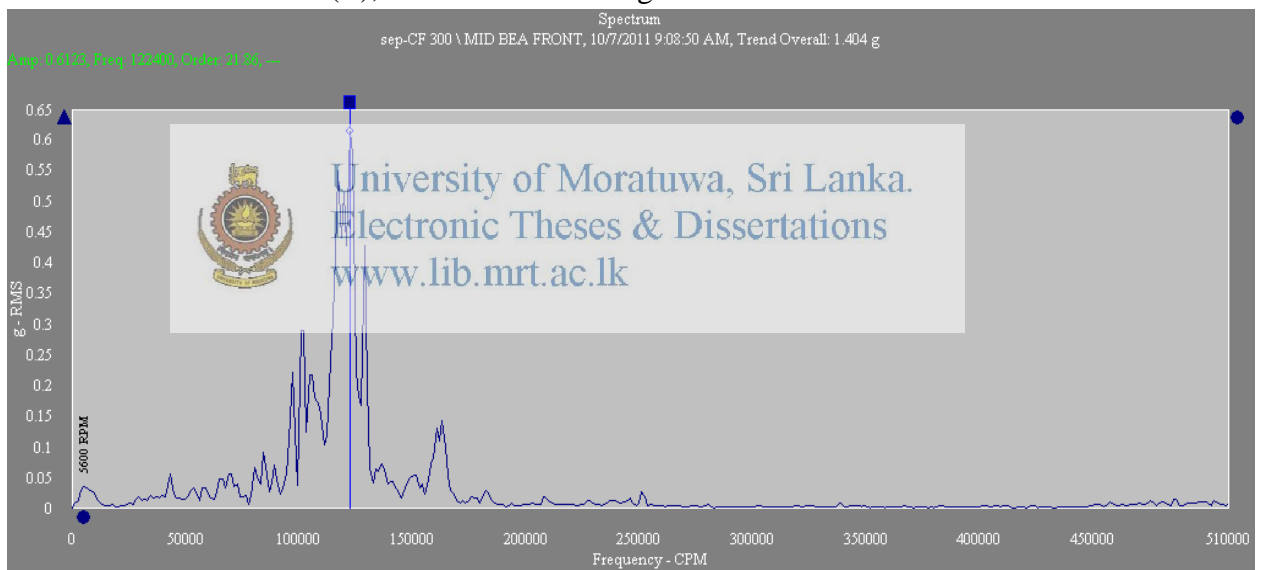


SEPARATOR 300

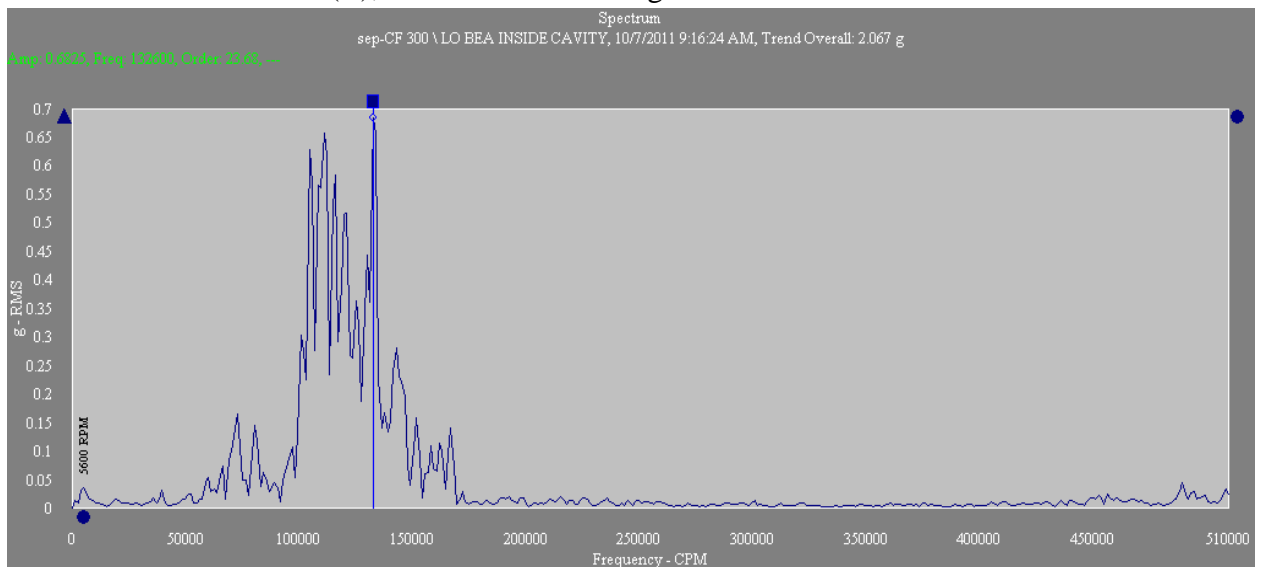
Vibration results: - Point (A), Side of mid bearing of vertical shaft



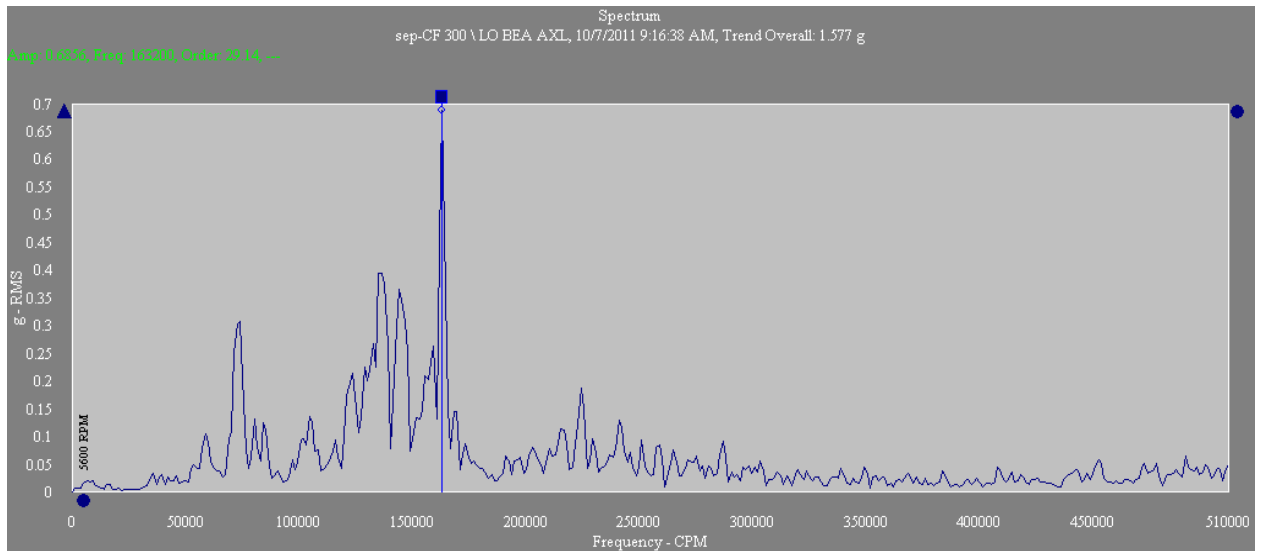
Vibration results: - Point (B), Front of mid bearing of vertical shaft



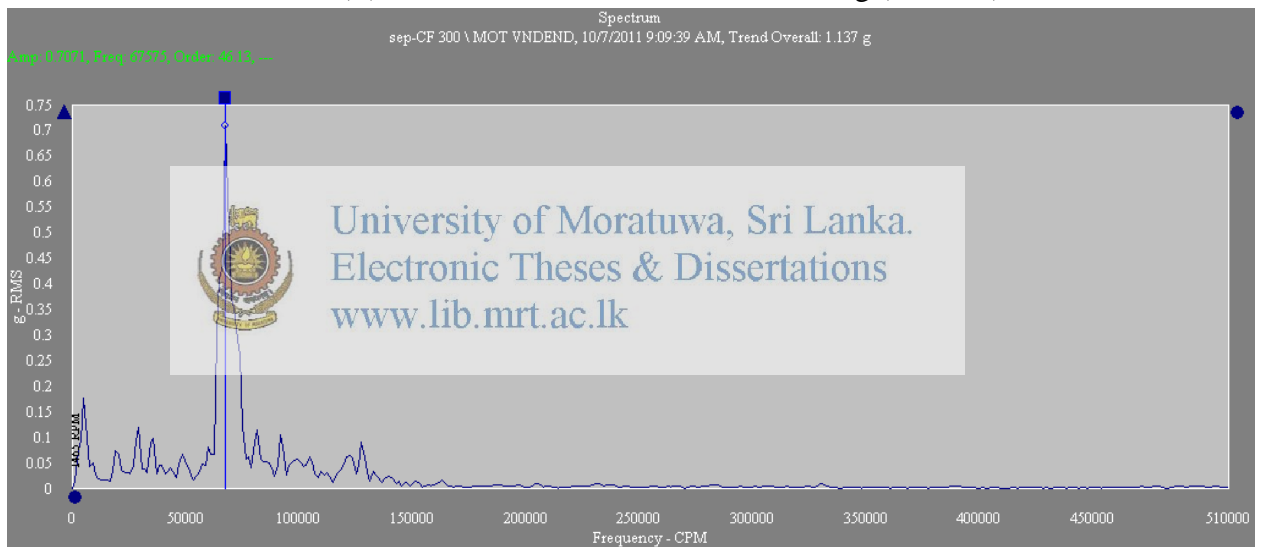
Vibration results: - Point (C), Side of lower bearing of vertical shaft



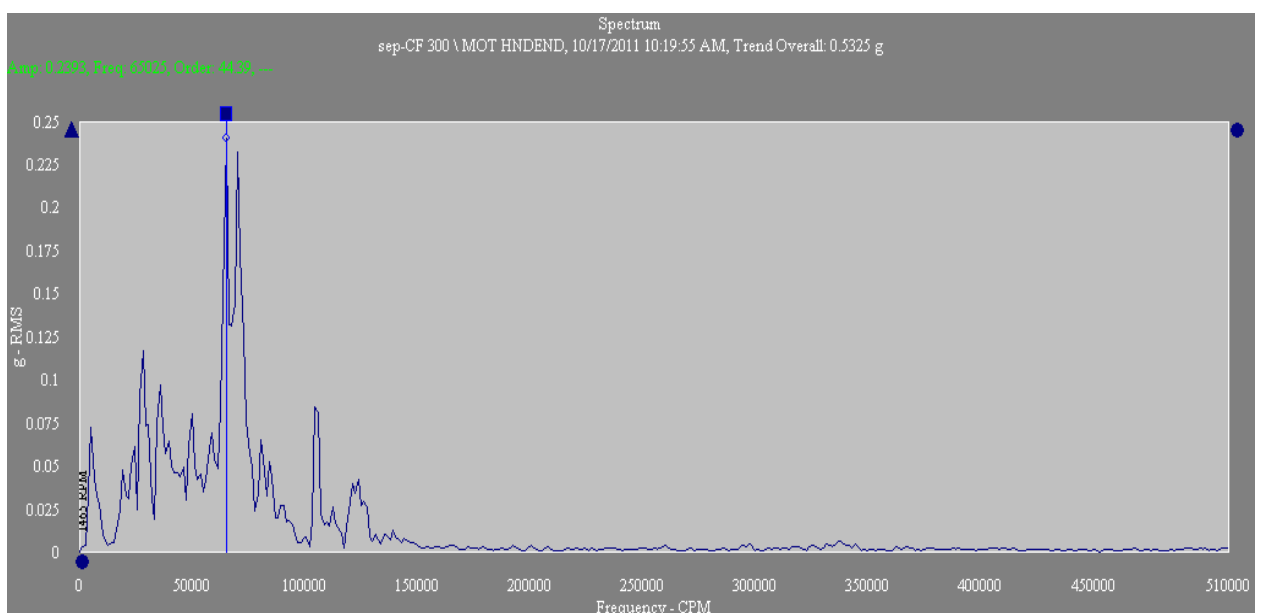
Vibration results: - Point (D), Axial of lower bearing of vertical shaft



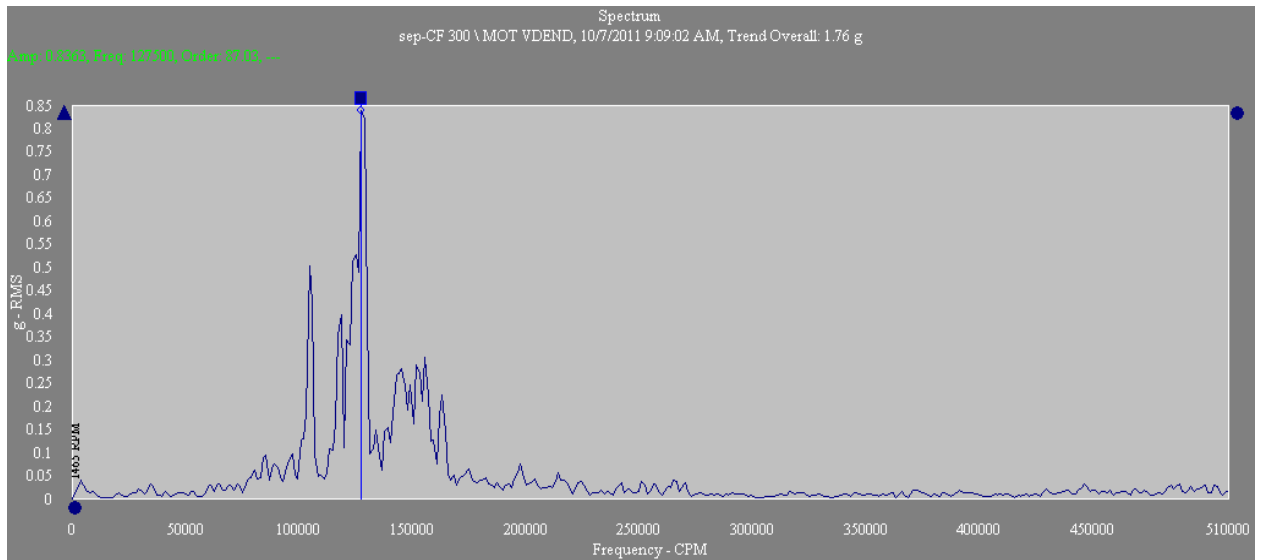
Vibration Results: - Point (E), Non driven end of the motor housing (Vertical)



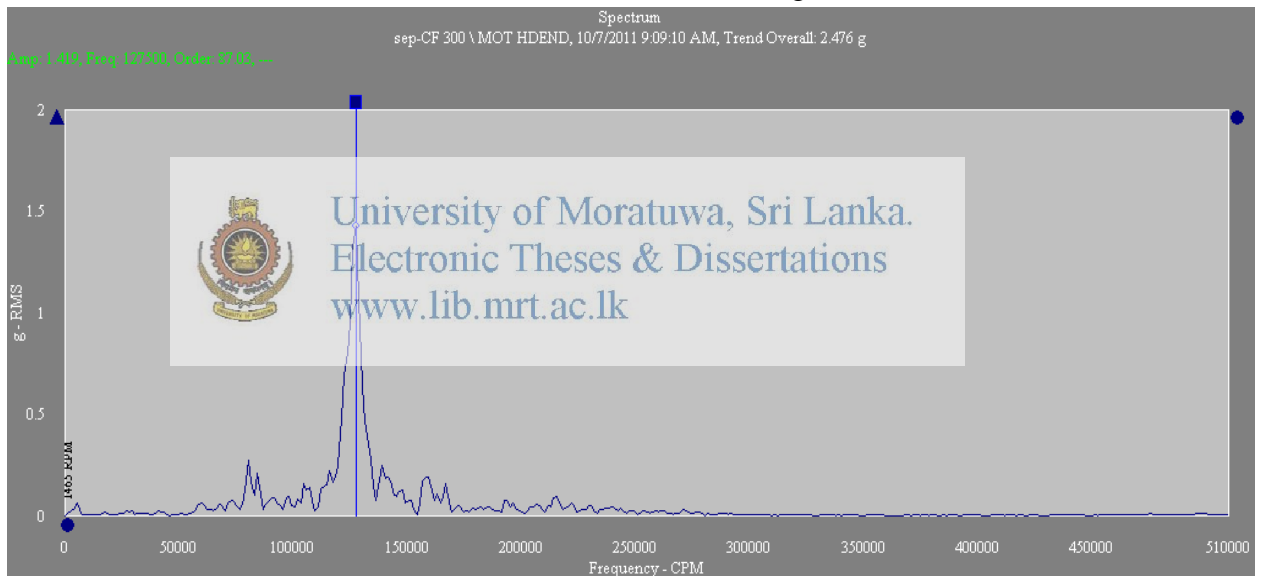
Vibration results: - Point (F), Non driven end of the motor housing (Horizontal)



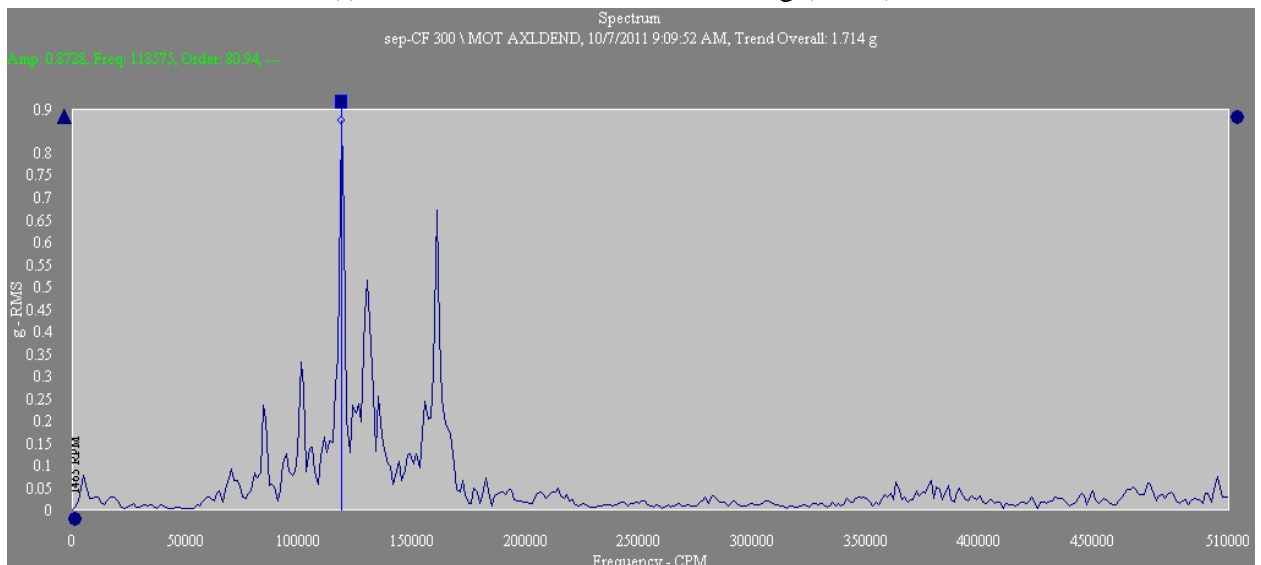
Vibration results: - Point (G), Driven end of the motor housing (Vertical)



Vibration results: - Point (H), Driven end of the motor housing (Horizontal)



Vibration results: - Point (I), Driven end of the motor housing (Axial)





University of Moratuwa, Sri Lanka.
Electronic Theses & Dissertations
www.lib.mrt.ac.lk



University of Moratuwa, Sri Lanka.
Electronic Theses & Dissertations
www.lib.mrt.ac.lk



University of Moratuwa, Sri Lanka.
Electronic Theses & Dissertations
www.lib.mrt.ac.lk