

References

- [01]: National Eye Hospital, *Overview*. Available from:
<<http://nationaleyehospital.health.gov.lk/aboutus.html>>. [April 17, 2014].
- [02]: Nawaloka Hospital, *Similar System*. Available from:
<<http://www.nawaloka.com>>. [April 20, 2014].
- [03]: Lanka Hospital, *Similar System*. Available from:
<<http://www.lankahospitals.com>>. [April 20, 2014].
- [04]: Asiri Hospitals, *Similar System*. Available from:
<<http://www.asirihospitals.com>>. [April 20, 2014].
- [05]: Care2x, *Similar System*. Available from:
<<http://www.care2.com>>. [April 25, 2014].
- [06]: VistA, *Similar System*. Available from:
<<http://www.ehealth.va.gov/Vista.asp>>. [April 28, 2014].
- [07]: OpenEMR, *Similar System*. Available from:
<<http://www.open-emr.org>>. [May 6, 2014].
- [08]: GNUHelth, *Similar System*. Available from:
<<http://health.gnu.org>>. [May 7, 2014].
- [09]: Bayanno Hospital Management System, *Similar System*. Available from:
<<http://codecanyon.net/item/bayanno-hospital-management-system/5814621>>. [May 8, 2014].
- [10]: Open Clinical, *Care2x Discription*. Available from:
<http://www.openclinical.org/prj_care2x.html>. [May 10, 2014].

- [11]: Open Source Hospital Information System, *Care2x Solution*. Available from:
<<http://www.care2x.org/solution>>. [May 11, 2014].
- [12]: Care2x, Smart Data Validation, *Features*. Available from:
<<http://www.care2x.org/smart-data-validation>>. [15 May 2014].
- [13]: Care2x, platform, *Features*. Available from:
<<http://www.care2x.org/platform>>. [15 May 2014].
- [14]: Brown, Stephen H. (2003). *VistA U.S. Department of Veterans Affairs national scale HIS*, International Journal of Medical Informatics, pp 135.
- [15]: Health Informatics, *VistA Discription*. Available from:
<<http://healthinformatics.wikispaces.com/VistA>>. [10 May 2014]
- [16]: VA electronic health records, *VistA Description*. Available from:
<https://www.ecri.org/Documents/2013_TA_Conf/Presentations/EHR%28Cullen%29S.3.pdf>. [15 May 2014].
- [17]: Health Informatics, *VistA Features*. Available from:
<<http://healthinformatics.wikispaces.com/VistA>>. [20 May 2014].
- [18]: World VistA, *VistA Features*. Available from:
<<http://worldvista.org/AboutVistA>>. [20 May 2014].
- [19]: GNUHealth, *GNUHealth Description*. Available from:
<<http://savannah.gnu.org/projects/health/>>. [25 May 2014].
- [20]: OpenEMR, *OpenEMR Description*. Available from:
< <http://www.open-emr.org/>>. [20 June 2014].
- [21]: OpenEMR, *OpenEMR Features*. Available from:
<http://www.open-emr.org/wiki/index.php/OpenEMR_Features >. [05 August 2014]
- [22]: EnvatoMarket, Bayanno Hospital Management System pro, *Discription*. Available from:

<http://codecanyon.net/item/bayanno-hospital-management-system-pro/5814621?ref=joyontaroy&ref=joyontaroy&clickthrough_id=237746573&redirect_back=true>. [15 July 2014]

[23]: Technical feasibility. Available from:

<<http://www.members.aol.com>>. [12 December 2014]

[24]: Operational Feasibility, *Economical feasibility*. Available from:

<<http://osarome.blogspot.com/2011/10/1-technical-feasibility-2-operational.html>> .

[10 July 2014].

[25]: OfniSystems, *functional requirements*. Available from:

<<http://www.ofnisystems.com/services/validation/functional-requirements/>>.

[05 July 2014].

[26]: Analysis & Designing, Available from:

<<http://www.slideshare.net/SafiUllah2/hospital-management-system-25384877>>. [01

January 2015]



University of Moratuwa, Sri Lanka.
Electronic Theses & Dissertations
www.lib.mrt.ac.lk

[27]: Channu Kambalyal, *Tree Tier Architecture*. Available from:

<<http://channukambalyal.tripod.com/NTierArchitecture.pdf>>. [20 August 2014].

[28]: WAMP Server. Available from:

<<http://wamptutorials.blogspot.com/>> [25 December 2014]

[29]: MySQL, Top Reasons to Use MySQL, *MySQL*. Available from:

<<http://www.mysql.com/why-mysql/topreasons.html>>. [10 June 2014].

[30]: Database Implementation. Available from:

<<http://www.mysql.com/about/>>. [20 December 2014]

[31]: Sommerville I. (2004), *Software Engineering-Seventh Edition*, Pearson Education Ltd.

APPENDIX – A

Project Charter

PROJECT CHARTER	
Name of the Candidate	P.M.A.Pathiraja
Index Number	108569 N
E-mail Address	pathiraja.anu@gmail.com
Title of the Project	PATIENT'S RECORD MANAGEMENT SYSTEM FOR NATIONAL EYE HOSPITAL OF SRI LANKA
Supervisor	<p>Name : Dr. G.D.S.Prasad Wimalaratne</p> <p>Organization : University of Colombo School of Computing</p> <p>Designation : Senior Lecturer</p> <p>Address : University of Colombo School of Computing</p> <p style="text-align: center;">: UCSC Building Complex</p> <p style="text-align: center;">University of Moratuwa, Sri Lanka.</p> <p style="text-align: center;">35, Reid Avenue,</p> <p style="text-align: center;">Electronic Theses & Dissertations</p> <p style="text-align: center;">Colombo 07</p> <p style="text-align: center;">www.lib.mrt.ac.lk</p> <p>Telephone : 077-3832223</p> <p>E-mail : pwimalaratne@gmail.com</p>
1	Introduction
2	Literature and Technology Review
3	Requirements Analysis
4	Designing
5	Implementation
6	Evaluation & Testing
7	Conclusion

Table of contents

1. Introduction

2. Installation of the System

3. Administrator Login

- User Logging
- View System Dashboard
- Manage Doctor Functions
 - Add doctor
 - View doctor's details
 - Disable/enable doctor
 - Search doctor
 - Edit doctor's details
- Manage Patient Functions
 - Add patient
 - View patient details
 - Disable/enable patient
 - Search patient
 - Edit patient's details
 - Add patient's clinic details
 - View patient's clinic details
 - Add doctor's prescription
 - View doctor's prescription
- Manage Surgery Functions
 - Add surgery
 - View surgery details
 - Edit surgery details
 - Check theatre available
 - Disable surgery details
- Manage Clinic Functions
 - Add new clinic
 - View clinic details
 - Edit clinic
 - Search clinic
- View Event Calendar

- Get Patient Appointments Details
- View All Reports
- Get Printouts of The Reports
- Send SMS/E-Mail to Patients/Doctors
- Enable doctor/patient/clinic records
- Get Backup of The Daily Records

4. Doctor Logging

- View patient's details
- Create prescription
- Send sms/e-mail to patient
- Search patient
- Add next clinic date to patient
- View Calendar
- View reports

5. Patient Logging

- View patient history
- View next clinic date
- Got SMS/e-mails



University of Moratuwa, Sri Lanka.
 Electronic Theses & Dissertations
www.lib.mrt.ac.lk

6. General Public Functionalities

- Online channelling
- Get details about the Eye Hospital
- News/New Activities of the hospital

1. Introduction

This user manual is designed to give user guidelines on how to use the system. This Patient's Records Management System includes three main loggings. Web based application to provide patient's functions, doctor's functions and administrator's functions. Patient, doctor and administrator have different authority levels.

2. Installation of the System

The information system has been used PHP, MySQL and Apache technologies. This platform can be implemented in two methods from the perspective of local hosting and online hosting.

1. Localhost Installation:

For the development and testing purposes, localhost installation can be used. First WAMP server must be installed into the computer which is going to be used to development and testing purposes of the information system. Then the developed software system must be copied into the WWW directory of the wamp folder. After that import the database of the system into the MySQL DBMS and set the parameters of the database.



University of Moratuwa, Sri Lanka.
Electronic Theses & Dissertations

2. Real time online system Installation:

In order to use the system in online it must be installed in the server. In order to do that following steps must be followed.

Step 1:

Get the web address or URL from the authorized body in order to use the system.

Step 2:

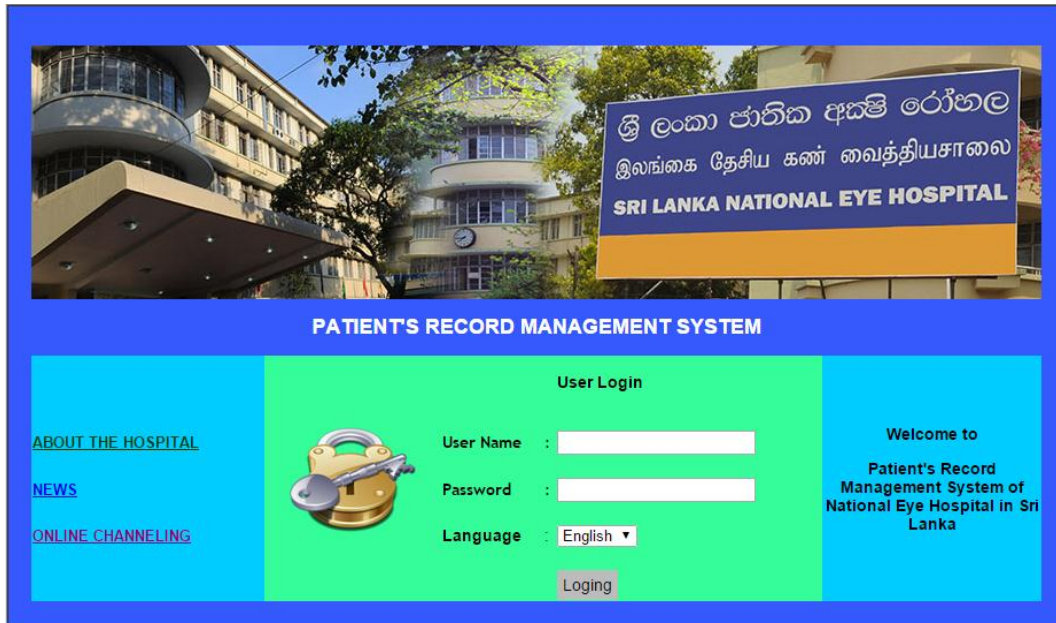
Purchase the web space of a server to store the system and the database. Get the username and password of the control panel of the server.

Step 3:

Upload the information system and the database by using appropriate software such as FileZilla

3. Administrator Login

- User logging



PATIENT'S RECORD MANAGEMENT SYSTEM

User Login

User Name :

Password :

Language : English ▾

Logging

ABOUT THE HOSPITAL

NEWS

ONLINE CHANNELING

Welcome to
Patient's Record
Management System of
National Eye Hospital in Sri
Lanka

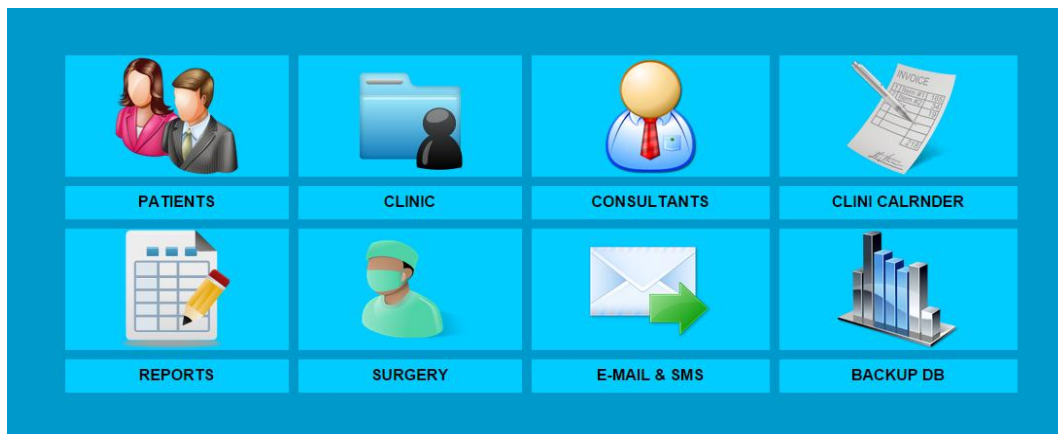
- Enter Username and Password
- Select the language (English/Sinhala/Tamil)
- Then click on Login button



University of Moratuwa, Sri Lanka.
Electronic Theses & Dissertations
www.lib.mrt.ac.lk

- View System Dashboard

After clicked the logging button then view the system dashboard



Click on doctor icon in the dashboard or any other

- Manage doctor functions
 - Add doctor details

1. Select “CONSULTATIONS” on the menu
2. Then click “Add Doctor”

Enter doctor’s information

*Note: You must fill compulsory fields with an * mark. If you don’t fill it, you won’t be able to submit the doctor’s details.*



University of Moratuwa, Sri Lanka.
Electronic Theses & Dissertations
www.lib.mrt.ac.lk

- View doctor’s details

Doctor ID	NIC No	Doctor Name	Telephone	Specialist For	Disable
Dr.Mangala	719562344V	Mangala Gamage	0777658456/0112564872	Ophthalmologist	Disable
Dr. Muditha	796421045V	Muditha Kulathunga	0759636522/0112896354	Ophthalmologist	Disable
Dr.Vasuki	695487564V	Vasuki Gurusamy	7184568752/0112458769	Ophthalmologist	Disable
Dr.Manel	758456872V	Manel Pasquel	0718654892/0112658475	Ophthalmologist	Disable
Dr.Anuradha	804578214V	Anuradha Dharmarathna	0726587458/0112455878	Ophthalmologist	Disable
Dr.Mangala	794587654V	Mangala Dhanapala	0718589966/0112548762	Vitreo-Retinal Surgeon	Disable
Dr.Kapila	764587564V	Kapila Banduthilaka	0777754875/0112548657	Vitreo-Retinal Surgeon	Disable
Dr.Dharshani	827895462V	Dharshani Wijewardana	0718678546/0112354875	Anaesthetists	Disable
Dr.Ranjith	694587564V	Ranjith Dissanayake	0715485623/0112546879	Anaesthetists	Disable
Dr.Sriyani	784586785V	Sriyani Nanayakara	0715846985/0112548756	Anaesthetists	Disable

1. Select consultation button on the menu

2. Then select doctor list

○ Disable doctor

1. Click consultation button on the menu

2. Then select doctor list

3. After click on disable button

○ Search doctor

1. Click consultation button on the menu

2. Then select doctor list

3. Then search doctor by entering “first name” or “last name” or registered date.

4. Click “FIND” Button

○ Edit doctor’s details

1. Click consultation button on the menu

2. Then select doctor list

3. Click on a doctor name for editing



University of Moratuwa, Sri Lanka
Electronic Theses & Dissertations
www.lib.mrt.ac.lk

Enter details that you want to edit and click submit button

▪ Manage Patient Functions

○ Add patient

A screenshot of a web browser showing the 'REGISTER NEW PATIENT' form. The browser address bar shows 'localhost/Eye/admin/add_patient.php'. The page has a navigation menu with 'HOME', 'PATIENT', 'CLINIC', 'CONSULTANTS', 'SURGERY', 'EVENT CALENDER', 'REPORT', 'E-MAIL SMS', 'RESTORE', and 'LOGOUT'. The form is titled 'REGISTER NEW PATIENT' and includes fields for: First Name (with a dropdown menu showing 'Mr'), Last Name, Name with Initials, NIC Number, Address No., Address Street, Address City, Date of Birth, Mobile No., Telephone No., and E-mail Address. A 'Submit' button is located at the bottom right of the form.

1. Select “patient” on the menu and click “add patient”

2. Enter patient’s details

*Note: You must fill compulsory fields with an * mark. If you don't fill it, you won't be able to submit the patient's details.*

- View patient details

Patient ID	Patient Name	Date of Birth	Patient History	Add Clinic Date	Disable
247		1982/01/21	HI		Disable
255		1971/02/05	HI		Disable
256		1982/3/5	HI		Disable
257	Sampath Kumara	1980/12/02	HI		Disable
258	Baby Shamika Supuni	2011/01/01	HI		Disable
259	Subashini Kanchanamala	1973/8/3	HI		Disable
260	Apsara Perera	1989/04/20	HI		Disable
261	Kumuduni Maliyadda	1968/11/05	HI		Disable
262	Saman Kodithuwakku	1971/06/25	HI		Disable
263	Athula Perera	1983/2/5	HI		Disable



- Disable patient
 1. Select patient button on the menu
 2. Then select patient list
 3. Click on disable button that you need to disable one
- Search patient
 1. Select patient button on the menu
 2. Then select patient list
 3. Search by entering patient Id or first name or last name or registered date
 4. Click "Find" Button
- Edit patient's details
 1. Select patient button on the menu
 2. Then select patient list
 3. Click on a patient name
 4. Then edit the details and click submit button

- Add patient's clinic details

The screenshot shows a web application interface for an eye hospital. At the top, there is a navigation menu with options: HOME, PATIENT, CLINIC, CONSULTANTS, SURGERY, EVENT CALENDER, REPORT, E-MAIL SMS, RESTORE, and LOGOUT. Below the menu, there is a form to search for a patient by ID (value: 2) and a 'From' field. A table lists patients with columns for Patient ID, NIC No, and a 'Patient ID' field. A modal window is open, displaying a table with columns: Day, Date, Time, Doctor, Room, Add, and Disable. The table contains 13 rows of clinic dates and doctors. Below the modal, a table shows patient details for Patient ID 247, including Name (Saman Kodithuwakku), Address (Athula Perera), and other information.

Day	Date	Time	Doctor	Room	Add	Disable
Monday	2015-03-02		Dr. Manel		ADD	Disable
Wednesday	2015-03-18		Dr. Charith		ADD	Disable
Thursday	2015-03-26		Dr. Mangala		ADD	Disable
Wednesday	2015-03-18		Dr. Mudilha		ADD	Disable
Friday	2015-03-27		Dr. Manel		ADD	Disable
Monday	2015-03-02		Dr. Manel		ADD	Disable
Thursday	2015-03-26		Dr. Mudilha		ADD	Disable
Tuesday	2015-03-31		Dr. Charith		ADD	Disable
Thursday	2015-04-02		Dr. Mangala		ADD	Disable
Monday	2015-04-06		Dr. Kapila		ADD	Disable

Patient ID	NIC No	Address	Phone	Room	Disable
247	824586248V				Disable
255	718565487V				Disable
256	824569872V				Disable
257	801254698V				Disable
258					Disable
259	734589652V				Disable
260	895468236V				Disable
261	684589652V				Disable
262	711258964V	Saman Kodithuwakku	1971/06/25	HL	Disable
263	83458967V	Athula Perera	1983/2/5	HL	Disable

1. Select "patient" button on the menu
 2. Then select "patient list"
 3. Click "add clinic date" of any patient
 4. Then add clinic date that has appeared on the window
- University of Moratuwa, Sri Lanka.
Electronic Theses & Dissertations
www.lib.mrt.ac.lk

- View patient's clinic details

The screenshot shows the 'VIEW PATIENTS' form in the web application. The form contains the following fields and values:

- Patient ID: 247
- First Name: Anusha
- Last Name: Anusha
- NIC Number: 824586248V
- Address No: 15
- Address Street: Galle Road
- Address City: Wellawatta
- Date of Birth(MM/DD/YYYY): 1982/01/21
- Mobile No: 0759693355
- Telephone No: (empty)
- e-mail Address: anusha@gmail.com

Below the form, there is a 'CLINIC' section with a 'Disable' button. The clinic details are:

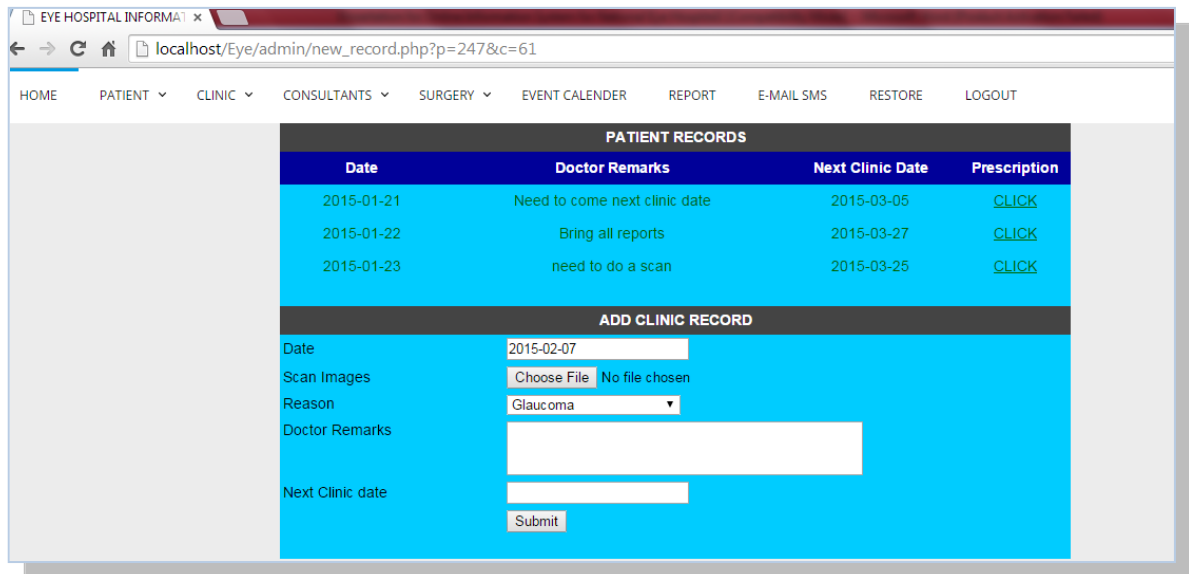
- Clinic Name: Regular Eye clinics
- Doctor: Dr. Manel
- Day: Monday (01:00:00)
- Room: 01

An 'ADD NEW RECORD' button is visible in the bottom right corner of the clinic details section.

1. Select "patient" on the menu
2. Then select "patient list"

3. Click “patient history” of any patient
4. View clinic details of the patient

- Add doctor’s prescription



1. Select “patient” on the menu
2. Then select “patient list”
3. Then click “patient history” in any patient
4. And click the link “ADD CLINIC RECODE”
5. Then fill date, scan image, reason mean disease, doctor remarks, and next clinic date.
6. Click “submit” button

- View doctor’s prescription

After submit above details viewed a table with Date, doctor remarks, next clinic date and prescription.

Then click on “prescription” link and appear the scanned image of doctor prescription.

- Manage Surgery Functions

- Add surgery

Add Surgery Details

Date:

Surgery Id: *

Doctor Id : *

Patient Id: *

Theatre No: Theatre 01
 Theatre 02
 Theatre 03
 Theatre 04
 Theatre 05

Surgery Type:

Discription:

1. Select surgery and click “add surgery details”
2. Enter the surgery details and click “submit” button

*Note: You must fill compulsory fields with an * mark. If you don't fill it, you won't be able to submit the surgery details. Check the availability of the theatre.*

University of Moratuwa, Sri Lanka
 Electronic Theses & Dissertations
 www.lib.mrt.ac.lk

- o View surgery details

View Surgery Details

Surgery ID: Doctor ID: Patient ID:

From: To:

Date	Surgery Id	Doctor Id	Patient Id	Ward No
2015-03-02	sur02	Dr.Charith	PushpaH	Ward 01
2015-04-08	sur03	Dr.Kapila	ApsaraP	Ward 01
2015-04-15	sur04	Dr.Charith	AsankaK	Ward 03
2015-04-15	sur05	Dr.Charith	AthulaP	Ward 02
2015-04-22	sur06	Dr.Manel	KumuduniM	Ward 02
2015-04-23	sur07	Dr.Charith	AnushaP	Ward 03

1. Select “SURGERY” on the menu
2. Then click “View Surgery Details”

- Edit surgery details
 1. Select “SURGERY” on the menu
 2. click “view surgery details”
 3. click on “surgery ID” and edit the values
 4. click on “Submit” button

- Disable surgery details
 1. Select “surgery” on the menu
 2. click “view surgery details”
 3. Then click “disable” in relevant field

- Manage Clinic Functions
 - Add new clinic

The screenshot shows a web browser window with the URL `localhost/Eye/admin/add_clinic.php`. The page has a navigation menu with options: HOME, PATIENT, CLINIC, CONSULTANTS, SURGERY, EVENT CALENDER, REPORT, E-MAIL SMS, RESTORE, and LOGOUT. The main content area is titled 'ADD NEW CLINIC' and contains a form with the following fields:

Type:	Clinic
Clinic Name:	Glaucoma clinic
Clinic No.:	05
Date:	2015/03/13
Room Number:	3

A 'Submit' button is located at the bottom right of the form. A watermark for the University of Moratuwa, Sri Lanka, is overlaid on the form.

1. Select “Clinic” on the menu
 2. Click “add clinic”
 3. Enter the clinic details and click submit button
- Note:** You must fill compulsory fields with an * mark. If you don't fill it, you won't be able to submit the clinic details.

- View clinic details

Type	Clinic Day	Clinic Date	Clinic Time	Doctor	Room
Clinic	Monday	2015-03-02	01:00:00 - 12:00:00	Dr.Manel	01
Clinic	Wednesday	2015-03-18	08:00:00 - 12:00:00	Dr.Charith	02
Clinic	Thursday	2015-03-26	01:00:00 - 04:00:00	Dr.Mangala	03
Clinic	Wednesday	2015-03-18	02:00:00 - 04:00:00	Dr. Muditha	01
Clinic	Friday	2015-03-27	01:00:00 - 04:00:00	Dr.Manel	14
Clinic	Monday	2015-03-02	14:00:00 - 16:00:00	Dr.Manel	2
Clinic	Thursday	2015-03-26	14:00:00 - 16:00:00	Dr. Muditha	14
Clinic	Tuesday	2015-03-31	15:00:00 - 17:00:00	Dr.Charith	3
Clinic	Thursday	2015-04-02	12:00:00 - 15:00:00	Dr.Mangala	4
Clinic	Monday	2015-04-06	10:00:00 - 12:00:00	Dr.Kapila	14

1. Select “CLINIC” on the menu
2. Then click “Clinic List” Details

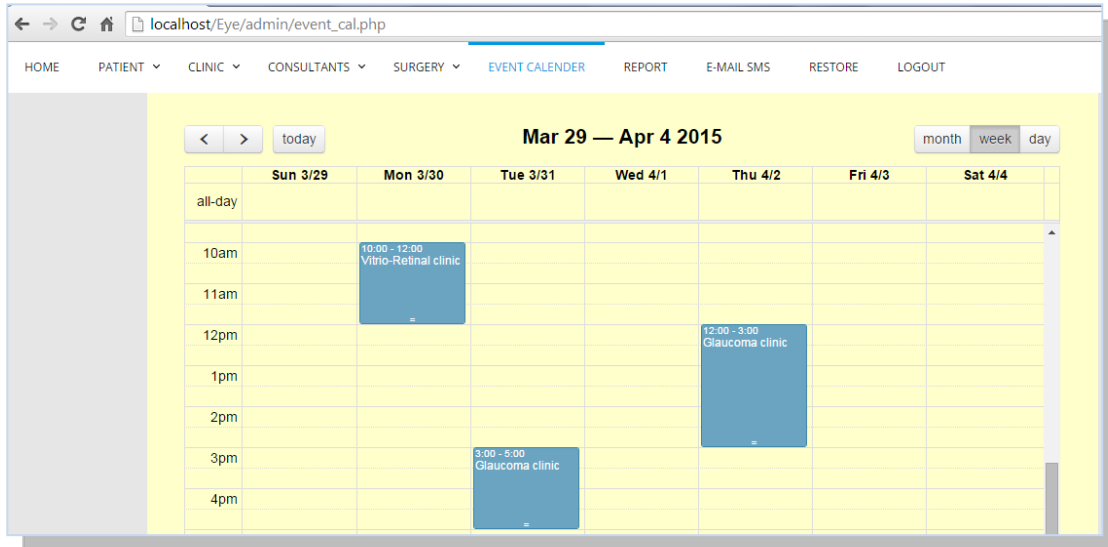
- Edit clinic

1. Select “CLINIC” on the menu



2. click “Clinic List”
 3. click the “Clinic Date” and edit the values
 4. click on “Submit” button
- Search clinic
1. Select “CLINIC” on the menu
 2. Click “Clinic List”
 3. Search by Day or Date you entered to the clinic
 4. Click “Find” Button

▪ View Event Calendar

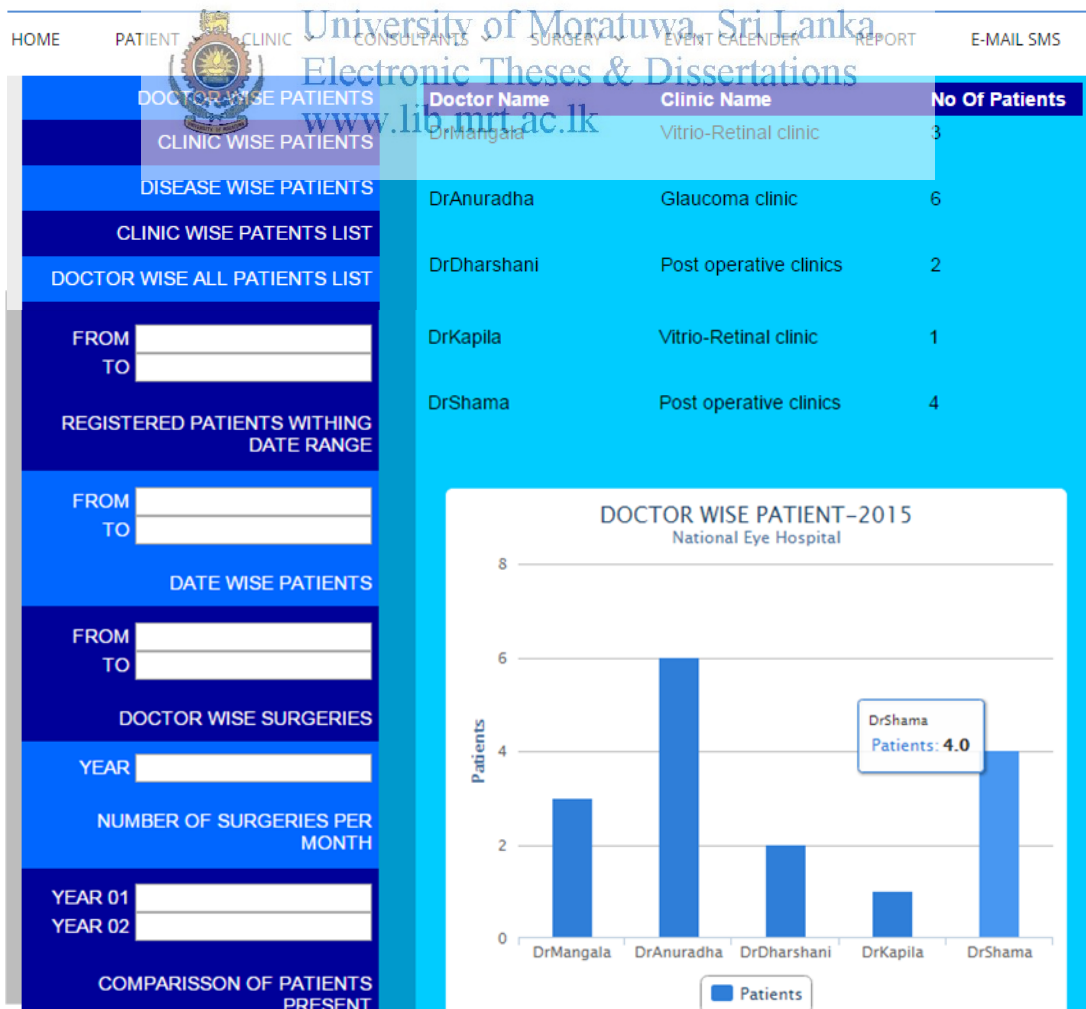


1. Click "EVENT CALANDER" on the menu

2. It shows clinic dates and times

Note: you can get it monthly wise or week wise or day wise

▪ View Report



1. Select “REPORT” on the menu
2. Click any report of ten on the left hand

- Get Printouts of The Reports

The screenshot shows a web browser window at the URL `localhost/PRMS_New/admin/do_v_pa_print.php`. The left sidebar contains a 'Print' section with the following options:

- Total: 1 sheet of paper
- Print button (blue) and Cancel button (grey)
- Destination: Canon iR2420 UFRII LT (with a 'Change...' button)
- Pages: All, e.g. 1-5, 8, 11-13
- Copies: 1 (with '+' and '-' buttons)
- Layout: Portrait
- + More settings
- Print using system dialog... (Ctrl+Shift+P)

The main content area displays a table titled 'DOCTOR WISE PATIENT REPORTS' and a bar chart titled 'DOCTOR WISE PATIENT -2015 National Eye Hospital'.

Doctor Name	Clinic Name	No Of Patient
DrMangala	Vitrio-Retinal clinic	3
DrAnuradha	Glaucoma clinic	6
DrDharshani	Post operative clinics	2
DrKapila	Vitrio-Retinal clinic	1
DrShama	Post operative clinics	4

The bar chart shows the number of patients for each doctor: DrMangala (3), DrAnuradha (6), DrDharshani (2), DrKapila (1), and DrShama (4). The chart is a stacked bar chart where each bar is composed of two segments of different shades of grey.

1. Select “REPORT” on the menu
2. Click any report on the left hand
3. Click “Print” button on the report
4. Then get a printout of the report as you wish

- Send SMS/E-Mail to Patients and Doctors
Doctor Wise

localhost/Eye%20Hospital/admin/email-sms.php


Babylon Search (1) cse.lk - Web Sear... JOHN KEELLS HOLD... CSE Babylon Search (1) cse.lk - Wel

NT CLINIC CONSULTANT SURGERY EVENT CALENDER REPORT E-MAIL SMS

E-MAIL/SMS DETAILS

Doctor ID Clinic Name

DOCTOR ID	E-mail	Mobile	Mobile	E-mail
DrFonseka			<input checked="" type="checkbox"/>	<input type="checkbox"/>
DrSriyani	sriyani@gmail.com	0777866454	<input type="checkbox"/>	<input type="checkbox"/>
DrShama	shama@gmail.com	0714586954	<input type="checkbox"/>	<input type="checkbox"/>
DrMuditha	mahinda.rajakaruna@gmail.com	0718547854	<input checked="" type="checkbox"/>	<input type="checkbox"/>
DrIshara	anupama.pathiraja@gmail.com	0777856954	<input type="checkbox"/>	<input type="checkbox"/>
DrRanjith	dissa@yahoo.com	0767854692	<input type="checkbox"/>	<input type="checkbox"/>
DrDharshani	dharshani@gmail.com	0777458699	<input type="checkbox"/>	<input type="checkbox"/>
DrKapila	kapila@gmail.com	0724586975	<input checked="" type="checkbox"/>	<input type="checkbox"/>
DrAnuradha	anupamapma@gmail.com	0777458764	<input type="checkbox"/>	<input type="checkbox"/>
DrManel	pathiraja.anu@gmail.com	0784589654	<input type="checkbox"/>	<input type="checkbox"/>
DrVasuki	guru@gmail.com	0777758695	<input type="checkbox"/>	<input type="checkbox"/>
DrPasad			<input type="checkbox"/>	<input type="checkbox"/>
DrDirector			<input type="checkbox"/>	<input type="checkbox"/>



University of Moratuwa, Sri Lanka.
Electronic Theses & Dissertations
www.lib.mrt.ac.lk

E-mail Or Mobile

Your Message

1. Select "E-MAIL/SMS" on the menu
2. Select the check box of the relevant doctors
3. Click on "Add E-mails or Mobile Number"
4. Type your message
5. Then click on E-mail or SMS button

Note: You can send sms/e-mail doctor wise here

Patient wise

PATIENT ▾ CLINIC ▾ CONSULTANT ▾ SURGERY ▾ EVENT CALENDER REPORT E-MAIL SMS RESTORE

E-MAIL/SMS DETAILS


Doctor ID	DrShama ▾	Clinic Name	Slect ▾			
Docto	Slect	atient's Name	E-mail	Mobile	Mobile	E-mail
DrSha	DrFonseka	hara Nawagamuwa	nawagamuwa@gmail.com	0724568952	<input checked="" type="checkbox"/>	<input type="checkbox"/>
DrSha	DrSriyani	ha Padmakumara	padmakumara@gmail.com	7145869523	<input checked="" type="checkbox"/>	<input type="checkbox"/>
DrSha	DrShama	arshani Sadamali	sdha@hotmail.com	0777154869	<input checked="" type="checkbox"/>	<input type="checkbox"/>
DrSha	DrMuditha	anthi Jayawardane	anupamapma@gmail.com	0752365987	<input checked="" type="checkbox"/>	<input type="checkbox"/>
DrSha	DrDharshani					
DrSha	DrKapila					
DrSha	DrAnuradha					
DrSha	DrManel					
DrSha	DrVasuki					
DrSha	DrPasad					
DrSha	DrDirector					

Add E-mails or Mobile Numbers

E-mail Or Mobile: 8952,7145869523,0777154869,0752365987

Your Message: National Eye Hospital

Send E-mail Send SMS

1. Select "E-MAIL/SMS" on the menu
2. Then click "doctor ID" and select a doctor
 You can see list of patients and their e-mail/phone numbers
3. Then select the check box of the relevant patients
4. Click on "Add E-mails or Mobile Number"
5. Type your message
6. Then click on E-mail or SMS button

- Enable doctor/patient records

localhost/Eye%20Hospital/admin/view_patient_backup.php

Sign in Babylon Search (1) cse.lk - Web Sear... JOHN KEELLS HOLD... CSE Babylon Search (1) cse.lk - Web Sear...

PATIENT ▾ CLINIC ▾ CONSULTANT ▾ SURGERY ▾ EVENT CALENDER REPORT E-MAIL SMS RESTORE

PATIENTS

Patient ID	NIC No	Patient Name	Date of Birth	
1	815764099V	Anupama Pathiraja	1981/03/16	Enable

DOCTORS

Doctor ID	NIC No	Doctor Name	Telephone	Specialist For	
DrPasad	754586754V	Prasad Wimalaratne	0773832223/	Ophthalmologist	Enable

CLINIC

Type	Clinic Day	Clinic Date	Clinic Time	Doctor	Room	
Opd	Thursday	2015-05-07	08:00:00 - 12:00:00	DrAnuradha	5	Enable

SURGERY

Date	Surgery Id	Doctor Id	Patient Id	Ward No	
2014-11-20	SRY03	DrMangala	SandamaliS	Theatre 03	Enable

- University of Moratuwa, Sri Lanka.
Electronic Theses & Dissertations
www.lib.mrt.ac.lk
1. Select "RESTORE" on the menu
 2. Show the list doctor wise, patient wise, Clinic Wise, and Surgery wise list
 3. Then click "enable" of the relevant person

- Get Backup of the Daily Records

The dashboard features a grid of eight blue buttons, each with an icon and a label: PATIENTS (two people), CLINIC (folder and person), CONSULTANTS (person with tie), CLINI CALRNDER (calendar), REPORTS (calendar with pencil), SURGERY (person in green scrubs), E-MAIL & SMS (envelope with green arrow), and BACKUP DB (bar chart).

- You can daily backup by clicking on the "BACKUP DB" on the dashboard

Note for section 4, 5: You can see same functions of the doctor logging and patient logging of the system. But they have limited authorization.

6. General Public Functionalities

- Online channelling

ONLINE CHANNELLING SERVICES OF NATIONAL EYE HOSPITAL

First Name:	Mr ▼	Saman *
Last Name:		Kumara *
Name with Initials		KumaraS *
NIC Number:		856523698V
Mobile No:		0715263985
Doctor's Name		DrShama - Ophthalmologist ▼
OPD No:		

OPD Name	Date	Availability
Post operative clinics	2015-05-05	47 <input checked="" type="radio"/>

YOUR CLINIC ID : 3
User Name : Saman
Password : KumaraS

[<< Back](#)

Note: This facility has been provided to the general public for online channelling of doctors. Hence authorization is not required for you to log on to the system. Upon completion of the online channelling form, you will receive a user name and a password through the system.

1. Click the link of "ONLINE CHANNELLING" on the logging page
2. Enter the details and click "Submit Details" button
*Note: You must fill out compulsory fields with an * mark. If you don't fill out it, you won't be able to get an appointment.*
3. After submitting your details you just get the user ID and password then you will be able to view your details through online.

- Get details about the Eye Hospital



1. Click the link of "ABOUT HOSPITAL" on the logging page
2. Then logged to the public web site of the Eye hospital

- News/New Activities of the hospital

This link also developed on the logging page. This also can view general public to get an idea about new programmes of the eye hospital.



University of Moratuwa, Sri Lanka.
Electronic Theses & Dissertations
www.lib.mrt.ac.lk

Evaluation Questionnaire

Patient's Records Management System for the Eye Hospital
Evaluation Questionnaire

The aim of this questionnaire is to build a quality, effective & efficient web based online patient record information system.

The applicability and usefulness of the proposed system will be assessed through the information that will be gathered through this questionnaire.

Therefore I welcome your feedback.



University of Moratuwa, Sri Lanka.
Electronic Theses & Dissertations
www.lib.mrt.ac.lk

Thanking you,

P.M.A.Pathiraja

MSc in IT

(University of Moratuwa)

E-mail: pathiraja.anu@gmail.com

Patient's Records Management System for the National Eye Hospital Evaluation Questionnaire

1. Name

Rev / Mr. / Mrs. / Miss.....

2. Age Group


16 - 20 21 - 30 31 - 50 Above 50

3. Occupation/ Profession

Doctor Nurse Patient Office staff Other

4. How would you rate your knowledge of computer literacy?

An advanced user Basic user
 An average user Non-literate



5. Have you use any computer system?

Yes No

6. If Yes, please mention what type of system you used?

Hospital system HR System Inventory system Other (pls mention below)

7. Have you used any Patient's Records Management System before?

Yes No

8. If Yes, please specify the purpose?

.....
.....

9. Have you used any web based hospital software before?

Yes No

10. Prefer Patient's Records Management System for the eye hospital compared to existing manual method?

- Yes No

11. Was the Graphical User Interface easy to use?

- Yes No

12. Level of satisfaction?

- Very satisfied Unsatisfied
 Satisfied Very Unsatisfied Neither

Any comments

.....
.....

13. Suitability of Patient's Records Management System for other hospital?

- Yes Can be Not Sure No



University of Moratuwa, Sri Lanka
Electronic Theses & Dissertations
www.lib.mrt.ac.lk

Any comments

.....
.....

14. Further improvements / enhancements that you feel necessary to make this software more useful?

.....
.....
.....
.....
.....

APPENDIX D

Test Cases

1. Test cases for Login

Test Case ID	003
Procedure	Clicking the <i>login</i> button invalid user name or password
Input Data	Some text
Expected Results	Red coloured text of displaying the error <ul style="list-style-type: none">User name or password is not match
Actual Results	Red coloured text of displaying the error <ul style="list-style-type: none">User name or password is not match
Tested By	Developer, Client

Table D.1: Login Test Case (003)

Test Case ID	004
Procedure	Clicking the <i>login</i> button valid user name and password
Input Data	Valid user name and password
Expected Results	Display the system dashboard
Actual Results	Display the system dashboard
Tested By	Developer, Client

Table D.2: Login Test Case (004)

2. Test case for Patient Registration

Test Case ID	005
Procedure	Clicking the submit button without providing the first name
Input Data	Leave blanked
Expected Results	Red coloured text of displaying the error <ul style="list-style-type: none">This field is required
Actual Results	Red coloured text of displaying the error <ul style="list-style-type: none">This field is required
Tested By	Developer, Client

Table D.3: Test Cases for Patient Registration (005)

Test Case ID	006
Procedure	Clicking the submit button providing the duplicate NIC number
Input Data	Duplicate NIC Number
Expected Results	Red coloured text of displaying the error <ul style="list-style-type: none"> ▪ Duplicate NIC Number with patient's name
Actual Results	Red coloured text of displaying the error <ul style="list-style-type: none"> ▪ Duplicate NIC Number with patient's name
Tested By	Developer, Client

Table D.4: Test Cases for Patient Registration (006)

Test Case ID	007
Procedure	Clicking the <i>login</i> button invalid e-mail address
Input Data	Invalid e-mail address
Expected Results	Red coloured text of displaying the error <ul style="list-style-type: none"> ▪ Invalid e-mail address
Actual Results	Red coloured text of displaying the error Invalid e-mail address
Tested By	Developer, Client

Table D.5: Test Cases for Patient Registration (007)

3. Test case for selecting next clinic date

Test Case ID	008
Procedure	Select calendar with clinic date which was not scheduled
Input Data	Any date
Expected Results	Displaying the error <ul style="list-style-type: none"> ▪ Please enter scheduled clinic date
Actual Results	Displaying the error <ul style="list-style-type: none"> ▪ Please enter scheduled clinic date
Tested By	Developer, Client

Table D.6: Test Cases for selecting next clinic date (008)

4. Test case for searching data

Test Case ID	009
Procedure	Clicking the button of “ <i>FIND</i> ” without entering any data
Input Data	Leave blank
Expected Results	Displaying the error <ul style="list-style-type: none">▪ Please enter data to search
Actual Results	Displaying the error <ul style="list-style-type: none">▪ Please enter data to search
Tested By	Developer, Client

Table D.7: Test Cases for searching data (009)



University of Moratuwa, Sri Lanka.
Electronic Theses & Dissertations
www.lib.mrt.ac.lk



University of Moratuwa, Sri Lanka.
Electronic Theses & Dissertations
www.lib.mrt.ac.lk



University of Moratuwa, Sri Lanka.
Electronic Theses & Dissertations
www.lib.mrt.ac.lk