

**DEVELOP AN EFFECTIVE METHODOLOGY TO
EVALUATE THE ENERGY LOSS IN LOW
VOLTAGE NETWORK**

Toshan Niranjan Weththasinghe

(139520T)

Dissertation submitted in partial fulfillment of the requirements for the
Degree Master of Science

Department of Electrical Engineering

University of Moratuwa
Sri Lanka

February 2017

DECLARATION

“I declare that this is my own work and this dissertation does not incorporate without acknowledgement any material previously submitted for a Degree or Diploma in any other University or institute of higher learning and to the best of my knowledge and belief it does not contain any material previously published or written by another person except where the acknowledgement is made in the text.

Also, I hereby grant to University of Moratuwa the non-exclusive right to reproduce and distribute my dissertation, in whole or in part in print, electronic or other medium. I retain the right to use this content in whole or part in future works (such as articles or books)”.

.....

Signature of the candidate

Date:

T.N. Weththasinghe

The above candidate has carried out research for the Masters Dissertation under my supervision.

.....

Signature of the supervisor

Date:

Dr. W.D.A.S. Rodrigo

ABSTRACT

Power system losses have turned out to be a major challenge for electricity utilities worldwide and losses in electricity distribution represent dominant part in the overall power system losses. In the Sri Lankan context, losses in the distribution system are around 8.5% of gross electricity generation when the total losses in transmission and distribution amount to 10.5% in 2014. Though this can be viewed as a reasonably good level, when compared with the power system losses in rest of the developing countries in the region, country need long strides to reach the levels achieved by the developed countries. Before formulating strategies for loss reduction, it is essential to determine the losses at each level. Once losses are segregated, utility can clearly identify their priorities and launch effective programs to arrest losses.

At present the CEB doesn't have the data required to calculate the energy loss of the LV network and has only few basic information. Further collecting LV network data and calculating the LV loss by modeling the LV network is difficult to be done practically.

So, the objective of this study was to build a suitable methodology to calculate the transformer wise energy loss using the available LV network data in CEB to identify the transformers with high technical energy loss and the areas with higher non-technical loss.

In this study, total transformers were divided into 3 groups according to the consumer mix and 6 sample transformers were selected. Then calculated the technical power loss of feeders after doing the synergy modeling for the each feeder that has been selected and a formula was built to calculate the feeder power loss based on the results obtained. The technical energy loss of each transformer is calculated after calculating the feeder wise technical power loss of the 20 transformers using the built formula. Based on the results of the 20 transformers a formula was built to calculate the technical energy loss.

According to the results of this study, the technical energy loss of LV network in Ratmalana area is 2.6%. and it increases to 3.12%, when lines are consisted with 70 mm² ABC lines. Further, there are 10% of transformers in this area with technical energy loss greater than 4% and 50% of the transformers has a value less than 1.5%.

ACKNOWLEDGEMENT

First, I pay my sincere gratitude to Dr. W.D.A.S. Rodrigo who encouraged and guided me to conduct this investigation and on preparation of final dissertation.

I extend my sincere gratitude to Head of the Department of Electrical Engineering and all the lecturers and visiting lecturers of the Department of Electrical Engineering for the support during the study period.

I thank the staff of Ratmalana Area office and Planning Division, Western Province south 1, Ceylon Electricity Board for the support given in providing necessary information for the project.

I would like to take this opportunity to extend my sincere thanks to all the colleagues of Ceylon Electricity Board who gave their co-operation to conduct my investigation work successfully.

Last but not least, I would express my heartiest gratitude and love to my wife Pradeepa, who took a lot of burden and patience helping me to complete this work in difficult circumstances.

TABLE OF CONTENT

Declaration of the candidate & Supervisor	i
Abstract	ii
Acknowledgements	iii
Table of content	iv
List of Figures	vii
List of Tables	ix
List of Abbreviations	xi
List of Appendices	xii
CHAPTER 1	
INTRODUCTION	1
1.1. Background	1
1.2. Distribution Losses	2
1.2.1. Technical losses in distribution system.....	2
1.2.2. Non -Technical losses in distribution system.....	3
1.3. Motivation.....	3
1.4. Scope of study.....	5
1.5. Objectives of the Study	5
1.6. Methodology	5
CHAPTER 2	
LITERATURE REVIEW	7
2.1. Literature Review.....	7
2.2. Electricity Distribution System in Sri Lanka	9
2.3. Overview of distribution system in Ratmalana Area	13
2.3.1. Key Statistics of the Area (June 2015) [05], [07]	13

2.4.Modeling the distribution network to calculate the loss	14
2.4.1.SynerGEE Software	14
CHAPTER 3	
METHODOLOGY	16
3.1.Introduction.....	16
3.2.Sample Selection.....	16
3.3.Transformer Detail Data Collection.....	18
3.4.Load Profile	19
3.5.Normalized Load Profile.....	21
3.6.Distribution Transformer Load Profile	24
3.7.SynerGEE Modeling.....	24
CHAPTER 4	
CASE STUDY	28
4.1.Introduction.....	28
4.2.Transformer Data Collection	28
4.3.Sample T/F selection.....	30
4.4.Field Data Collection	30
4.5.Typical Load Profile	33
4.6.Transformer Load Profile.....	40
4.6.1.Load Profiles of Transformer of Ekamuthu Mawatha	40
4.7.Calculated load profile.....	41
4.8.Power output calculation.....	43
4.9.SynerGEE Modeling.....	43
4.10.Power loss of feeder vs. load	47
4.11.Power loss vs. feeder length.....	50
4.12.Energy Loss Calculation of Transformers	54
4.13.Energy loss of feeder vs. load	57

4.14. Technical Energy loss calculation of Ratmalana Area	61
4.15. Transformer Categorization	61
CHAPTER 5	
REMARKS AND DISCUSSION	63
CHAPTER 6	65
CONCLUSIONS.....	65
REFERENCE LIST	67

LIST OF FIGURES

Figure 1.1: Electrical energy loss breakup of CEB in 2012.....	4
Figure 2.1 Geographical boundaries & operational areas of distribution licensees [08]	11
Figure 3.1 Data collection for SynerGEE Modeling.....	18
Figure 3.2 Consumer per day load profile.	22
Figure 3.3 Consumer per day normalized load profile.	22
Figure 3.4 Normalized load profile & TOU wise average normalized load profile	23
Figure 3.5 Line Length Entry point of SynerGEE.	26
Figure 3.6 Power Entry point of SynerGEE.	26
Figure 4.1 Transformer grouping according to percentage energy consumption of.....	28
Domestic consumer category	28
Figure 4.2 Transformer grouping according to percentage energy consumption of.....	29
Industrial Purpose consumer category	29
Figure 4.3 Transformer grouping according to percentage energy consumption of.....	29
General Purpose consumer category	29
Figure 4.4 LV network of RB039 transformer.....	32
Figure 4.5 Normalized load profile of Acc. No. 2190112915	37
Figure 4.6 Normalized load profile of Ekamuthu Mawatha transformer.....	41
Figure 4.7 Layout of LV feeders of the Puwakgas handiya, RB039 substation	44
Figure 4.8 Load Flow summary of time interval 05.30 to 18.30 (TOU 1)	44
Figure 4.9 Load Flow summary of time interval 18.30 to 22.30 (TOU 2)	44
Figure 4.10 Load Flow summary of time interval 22.30 to 0530 (TOU 3)	45
Figure 4.11 Feeder 4 of RB039 transformer TOU wise power & technical power	49
Figure 4.12 Feeder Lengths vs. Loss - ABC.....	52
Figure 4.13 Trendline Gradient vs. Load - ABC	53
Figure 4.14 Line Length vs. Loss	59

LIST OF TABLES

Table 2.1 Tariff wise consumer mix among DL areas [09]	11
Table 2.2 Tariff wise energy sales (GWh) mix among DLs [09]	12
Table 2.3 Energy loss in among DLs [09]	12
Table 2.4 Energy sales of the Area [7].....	14
Table 3.1 Transformer Groups for Samples selection.	17
Table 3.2 Samples Selection criteria for load profile analysis of Domestic Category.....	19
Table 3.3 Samples Selection criteria for load profile analysis of Industrial Purpose Category.	20
Table 3.4 Samples Selection criteria for load profile analysis of General Purpose Category.	20
Table 4.1 Transformer grouping according to tariff wise energy consumption.....	30
Table 4.2 Details of the selected sample transformers.....	30
Table 4.3 Field data collection sheet.....	31
Table 4.4 Details of selected sample of domestic consumer for load profile analysis.....	33
Table 4.5 Details of selected sample of Industrial consumer for load profile analysis.....	34
Table 4.6 Details of selected sample of General Purpose consumer for load profile analysis.....	34
Table 4.7 Load profile information of Acc. No. 2190112915	35
Table 4.8 Normalized load profile of domestic category	38
Table 4.9 Normalized load profile of Industrial category	39
Table 4.10 Normalized load profile of General Purpose category.....	39
Table 4.11 Load profile of Ekamuthu Mawatha transformer.	40
Table 4.12 TOU wise energy mix of Ekamuthu Mawatha Transformer.	42
Table 4.13 TOU wise actual and calculated load profiles	43
Table 4.14 Puwakgas handiya, RB039 transformer feeder wise technical power loss	45
Table 4.15 Feeder wise technical power loss (ABC).....	46
Table 4.16 Feeder wise technical power loss (FLY).....	47
Table 4.17 Feeder 4 of RB039 transformer TOU wise power & technical power losses	48

Table 4.18 Technical power loss formulas of the feeders - ABC	49
Table 4.19 Technical power loss formulas of the feeders - FLY	50
Table 4.20 Power loss of feeder for different power levels - ABC.....	51
Table 4.21 Power loss of feeder for different power levels - FLY	51
Table4.22 Trend line gradient - ABC	53
Table4.23Feeder wise and tariff wise energy consumption.....	55
Table4.24Feeder wise and TOU wise energy consumption.....	55
Table4.25 Calculated technical power loss of Feeders in RR025.....	56
Table4.26 RR025 transformer percentage energy loss	56
Table 4.27 Calculated technical power loss of T/Fs - ABC.....	56
Table 4.28 Calculated technical power loss of T/Fs - FLY	57
Table4.29 Energy loss of feeder for different Energy levels - ABC.....	58
Table4.30 Trend line gradient - ABC	60
Table4.31Summary of Technical Loss of LV network in Ratmalana Area.....	61
Table 4.32 Transformer Categorization of Ratmalana Area	62
Table 5.1 Feeder lengths for different power levels - 70 mm ² ABC.....	64
Table 5.2 Feeder lengths for different power levels – FLY	64

LIST OF ABBREVIATIONS

Abbreviation	Description
CEB	Ceylon Electricity Board
LECO	Lanka Electricity Company (Pvt.) Ltd
PUCSL	Public Utility Commission of Sri Lanka
NTL	Non-Technical Losses
TL	Technical Losses
GDP	Gross Domestic Production
DL	Distribution License
HT	High Tension
DD	Distribution Division
WPS1	Western Province South 1
MV	Medium Voltage
LV	Low Voltage
EG	Embedded Generators
GSS	Grid Substations
CSC	Consumer Service Centers
PPM	Programmable Poly phase Meter
TOU	Time of Use
SIN	Substation Identification Number
EE	Electrical Engineer
CE	Chief Engineer
AEE	Area Electrical Engineer
ABC	70 mm ² Aerial Bundle Conductors
T/F	Transformer

LIST OF APPENDICES

Appendix 1	Distribution transformers data of Ratmalana Area	(69 – 73)
Appendix 2	Consumer wise Energy and power Consumptions	(74 – 101)
Appendix 3	LV networks of transformers	(102 – 106)
Appendix 4	Ordinary Consumers Load Profiles	(107 – 134)
Appendix 5	Transformers Load Profiles	(135 – 140)
Appendix 6	Layout of LV feeders and Load Flow summery	(141 – 146)
Appendix 7	Equation for Power loss of feeder – FLY	(147 – 149)
Appendix 8	Equation for Energy loss of transformer – FLY	(150 – 152)
Appendix 9	Distribution transformer Loss of Ratmalana Area	(153 – 157)

1.1. Background

Accurate assessment of power loss in a low-voltage distribution system is still an important issue under present very high energy generation cost. Even though, power flow analysis is still efficient to calculate technical power loss, it requires numerous data which may not be available for some utilities. For this reason, the loss assessment for a low-voltage distribution system is not easy when the demand of any customer load points is still unclear. Therefore, distribution utilities obviously require a more suitable algorithm with their available information to calculate their system power loss.

Many distribution utilities simply determine their technical power loss by means of some approximated formulae or a fixed percentage e.g. 1% of transformer loading. These estimations are convenient in practice but depend on experience of utility experts, which may lead to high error calculation. Other distribution utilities rather evaluate their power loss from power flow calculation to obtain a more accurate and detailed results, even though such method requires many more parameters, some of which may not be properly collected. This paper proposes an alternative approach for technical power loss assessment in a low-voltage radial distribution system based on an insufficient data environment. The proposed approach is developed to maintain accurate results with available data. A low voltage radial distribution system, in this work, starts from the low-voltage or secondary side of a distribution transformer and delivers electrical energy to the load points or customers via either single or three phase system.

Energy losses occur at different levels of the power system, namely in electricity generation, transmission and distribution. Utilities worldwide are implementing various strategies and measures to minimize losses in the power systems. It is in fact a scenario where continual, diverse and time variant efforts and strategies are essential in order to maintain losses at certain minimum levels and to further reduce.

1.2. Distribution Losses

Distribution losses can be segregated into the following components.

- Technical losses
- Non-technical losses

1.2.1. Technical losses in distribution system

Technical losses are due to actions internal to the power system. Technical losses in the system are inherently influenced by components and system designs. The current flowing in an electrical network results in the following types of losses.

- Copper loss or I^2R loss due to resistance of conductors
- Dielectric losses
- Radiation and induction losses due to electromagnetic fields generated surrounding the conductors

Therefore, technical losses are due to dissipation of power in various electrical components of the system such as distribution lines, transformers and measurement systems

The losses in the transformers are two fold the fixed losses (core loss) and the variable losses (copper loss). The losses in the power distribution lines including service lines are due to conductor loss. In electro-mechanical type metering equipment, power dissipation occurs in the voltage and current elements. In modern solid state or electronic meters, losses are due to the power dissipation in various solid state components in the meter boards. Some common practices of utilities which may cause to increase losses are listed below.

- Lack of attention to minimization of losses in planning and construction of distribution lines
- Presence of over loaded distribution lines and associated delays in augmentation or capacity enhancement of such lines
- Availability of equipment with a lower level of energy efficiency, such as distribution transformers

- Loading of distribution and LV consumer transformers at much lesser level than their rated capacities
- Lengthy LV feeders contributing to high level of technical losses
- The presence of single phase LV feeders
- Unbalanced loading of 3 phase LV feeders
- Poor electrical connections at various joints

Further, increased level of harmonics in a distribution system also increases losses. Technical losses can be accurately computed provided that the load conditions in the power system are known.

1.2.2. Non -Technical losses in distribution system

NTL are due to actions taking place external to the power system or the distribution system. NTL are often unaccounted by utilities due to unavailability or lack of information. Hence, it is extremely difficult to have an accurate estimation of NTL in distribution systems. The general practice is to derive NTL after estimating technical losses.

NTL represent an avoidable financial loss for the utility. It is the amount of energy not billed but consumed. NTL also reflect a social issue. The consumers who are accurately metered and billed are subsidizing those who do not pay for the electricity consumed. In general, NTL in the electricity distribution is high in countries where Gross Domestic Production (GDP) per capita is low. However, there are exceptions such as Thailand and Indonesia who have achieved very low levels of non-technical losses irrespective of lower GDP per capita. It can be mainly attributed to the social tariffs provided for the poor at affordable prices in such countries. NTL is reportedly very high in countries such as India, Bangladesh, Latin American countries. Developed countries such as Australia, UK and South Korea have very low levels of NTL, as low as 1% total generation. [01].

1.3. Motivation

Power supply utilities have faced the problem of high energy losses with the above growth of line length, substation and consumers. Although the generation &

transmission systems of the Ceylon Electricity Board (CEB) have seen considerable technical development, the distribution systems have been neglected and have been suffered due to poor operating conditions.

Compared to system energy loss of 21.35% of gross generation of year 2000, year 2012 system energy loss is 47.5% decreased and has reached 11.24% of gross generation of CEB. Total system energy loss was 1,327 GWh and it could be segregate as generation energy loss of 0.64%, transmission loss of 2.02%, transformer loss of 0.96% medium voltage loss 1.34%, and low voltage network loss of 6.28% with respect to net generation in year 2012 [02], [03], [04].

According these statistics low voltage network loss is dominant in system loss. This is the time to study and take necessary actions to reduce low voltage network loss. Following chart shows the breakup of total electrical energy loss of CEB in 2012 and low voltage network loss is very high compared to other losses.

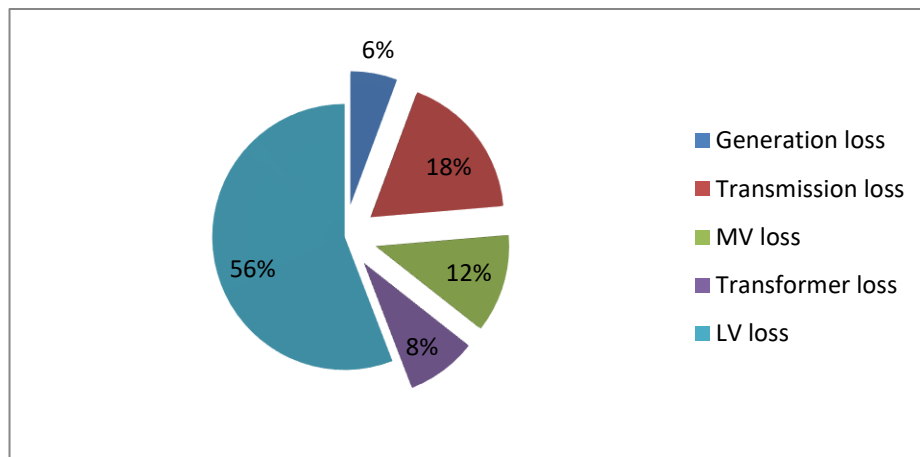


Figure 1.1: Electrical energy loss breakup of CEB in 2012

Significant loss reduction can be achieved only by improving the low voltage distribution system because it is the large part of system losses according to above statistics. Hence this study focuses on the low voltage distribution system losses.

It is widely accepted the investment in cutting distribution losses is generally a far cheaper way of getting power to the consumer in a dependable and reliable way than

investment in new generation capacity and should thus receive high priority in planning

1.4. Scope of study

Ratmalana Area is one of the three Areas in Weston Province South 1 of CEB. It is geographically located in Colombo District of Western Province in the country. In 2015, Ratmalana Area served around 90,000 electricity consumers and the total annual electricity sale was 260 GWh [05]. It was about 2.2 % of the total electricity sales of CEB for the same year. The revenue for the same period in Ratmalana Area was about 5 million rupees which was 2.7% of the total revenue of CEB [06], [07]. Therefore, this Area is of high financial significance to CEB. The area is highly industrialized and has a high population density as well. This study is aimed at determining technical energy losses at low voltage network in the Ratmalana area and extended to whole CEB.

1.5. Objectives of the Study

This research study has the following objectives.

- Develop an effective methodology to evaluate the energy loss of low voltage network in an environment of low level information about the network.
- Categorize distribution transformers based on energy loss.

1.6. Methodology

- As the first step, information about all the distribution transformers in Ratmalana area are collected. This includes details of line length, conductor type and information about the connected distribution transformers of all the ordinary consumers and the energy consumption of all the consumers.
- Identify more sensitive parameters for LV network energy losses out of basic known parameters base on the collected data and past studies.
- Select the sample transformers in the Ratmalana area according to sensitive parameters and Install electronic energy meters.

- Collect all required data (feeder length, Conductor type, transformer power output, feeder load, consumer mix, consumer density, length of transformer to individual load point, etc.) in order to SynerGEE modeling.
- The next step is to model the existing LT network of selected transformers in SynerGEE software by adding actual load data and other information to the software and calculate technical energy losses.
- Constructing a formula to calculate the technical power loss of a feeder according to the results.
- Calculating the technical energy loss of 20 transformers using developed formula.
- According to the results, constructing a formula to calculate the technical energy loss of LV network of a transformer.
- Categorize of distribution transformer according to percentage loss level and energy loss sensitive parameters.

2.1. Literature Review

At present, CEB maintains the system energy loss at a satisfactory level and if it needs to lower down further, it can be done by concentrating on LV network. But there are no sufficient studies have conducted about it within CEB. There are two MSc studies have done on this recently. One study is done by Mr. M. D. P. R. Gunathilaka in 2014 under the title of “An effective method of segregation of losses in distribution,” as a MS thesis and it is as follows.

This study is estimated technical losses in the distribution system of Western province north (WPN), CEB. Peak power losses of MV network is calculated using SynerGEE software load flow analysis. Then, Energy lass of MV network is calculated using these equations. Estimated MV network loss of Western province north is 1.14%.

$$\text{Load Factor (LF)} = \frac{\text{Average demand}}{\text{Peak demand}}$$

$$\text{UTL – Utilization Time of Losses,} \quad \text{UTL} = \frac{\text{LF}^2(2 + \text{LF}^2) \times 8760}{(1 + 2 \cdot \text{LF})}$$

$$\therefore \text{Annual Energy Loss} = (\text{Peake Power Loss}) \times \text{UTL per year}$$

Distribution transformer losses are calculated according to the manufacturer’s specifications, stranded equations and following actual details of the transformers. Estimated distribution transformer loss of Western province north is 0.80%.

- Capacity rating of each transformer
- Peak loading of each transformer
- Fixed and variable losses of the transformers for each rating
- Load factor

Balance loss of energy is considered as Low voltage network loss and estimated LV network loss of Western province north is 5.10%.

The other study has done by N.R. Ramasinghe in 2013 under the title of “Analysis of non-technical losses in distribution network, Mitigation methods and cost” as MS thesis and it is as follows.

The objective of this research is to study non-technical losses in the distribution network and find mitigation measures through new technology and new practices. Researcher selected the feeder 3 of Ratmalana Grid Substations which includes bulk transformers and LECO primary substations as well as 3 distribution transformers. Technical loss of the MV and LV networks is obtained by modeling the networks using a SynerGEE electrical network modeling software. Non-technical loss is calculated by deducting technical loss from total loss.

Here, consider about few international studies that have done about LV network loss assess and one study have done by Raksanai Nidhiritdhikrai, Kulyos Audomvongseree and Bundhit Eua-arporn, in 2009 under the title of “Loss Assessment in a Low-Voltage Distribution System” and it is as follows.

The proposed method employs node analysis to compute technical power loss in LT network with low levels of information. In this paper, instead of directly solving a set of non-linear equations, they apply Node analysis which is simply a circuit calculation by modeling load as a current source, making the calculation easy due to the linear property. These are the inputs to model.

1. Customer type (Domestic, Industrial, General purpose)
2. Customer energy demand
3. Customer load pattern
4. Number of customers

Further another study done by L. Queiroz, C. Cavellucci, C. Lyra, in 2009 under the title of “Evaluation of technical losses estimation in LV power distribution system” is as follows,

This paper proposes a methodology to development of regression models to estimate technical losses in LT network with low levels of information about the network. Seven (7) network parameters were identified as independent variables.

1. Nominal voltage: voltage of the circuit (V)
2. Maximum resistance of the best cable (ohms/km)
3. Maximum resistance of the worst cable (ohms/km)
4. Length: total length (meters)
5. Number of customers
6. Total consumption of the customers during the period (kWh)
7. Maximum coincident demand registered at the transformer (kVA)

Sixteen (16) different sets were identified according to variation of the level of information.

2.2. Electricity Distribution System in Sri Lanka

The power sector of Sri Lanka today is dominated by the Ceylon Electricity Board (CEB) together with its subsidiary, Lanka Electricity Company (Pvt.) Ltd (LECO). Being pioneer of the electricity industry in Sri Lanka, CEB is generating, transmitting and distributing the electrical energy to the nation facilitating 98.5% of household electrification [06]. CEB was established under the Act of Parliament No. 17 of 1969 and function in accordance with the Sri Lanka Electricity Act, No.20 of 2009 presently.

According to Sri Lanka Electricity Act No. 20 of 2009, every person who generates, transmit or distribute electricity need to obtain a license from PUCSL and presently CEB is functioning with one generation license, one transmission license and four distribution licenses. Transmission licensee of CEB sells energy to four distribution licensees (DL) of CEB through GSS in 33kV level and to LECO (DL5) through three DLs of CEB in 11kV level. Also, energy transfers through Boundary Meters among DLs. Further energy is injected to distribution network from EG and through net metering.

Energy supply to DL through GSS or other DLs is monitored by transmission licensee and prepared transaction note (electricity bill) for each DL and hence separate accounting is processed within CEB. Then distribution energy loss is also calculated by each DL separately. Due to meter faults in feeder meters of GSS and absence or faults of Boundary Meters, energy transfer among licensees are not yet accurate and hence energy loss calculation of DL is not accurate.

Primary distribution is done mainly at 33 kV level by CEB. However, in certain areas there is distribution at 11 kV level as well. LECO has its primary distribution totally at 11 kV level. The configurations of the secondary distribution systems of both utilities are 400/ 230 V, 3-phase, 4-wire systems. The transmission licensee of CEB feeds the distribution system of CEB itself at 33 kV level. LECO is fed at 11 kV level through 33/11 kV primary substations.

The DL 1 of CEB covers the largest geographical area in the country. The DL 4 is the smallest among the four distribution licensees of CEB. However, LECO serves the smallest geographical area among all the five DLs in the country. The distribution network architecture and its components are quite similar in the four DLs in CEB. However, there are certain differences between the distribution systems of CEB and LECO. The figure 2.1 shows the geographical boundaries and operational areas of each distribution licensees in the country.

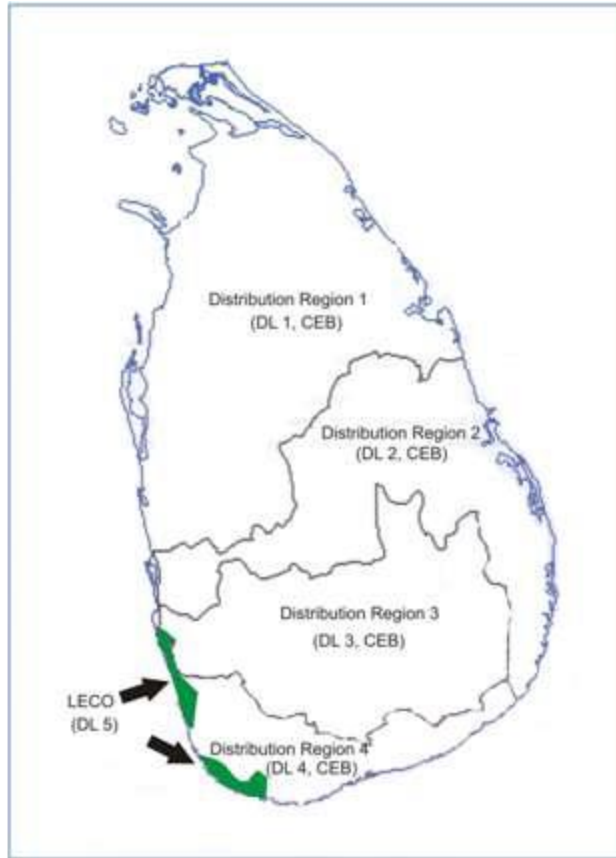


Figure 2.1 Geographical boundaries & operational areas of distribution licensees [08]

The mix of electricity consumers in the country across operational areas of DLs is an important aspect in comparing the performance of DLs. The table 2.1 shows the tariff wise consumer mix in each DL area by the end of the 2014.

Table 2.1 Tariff wise consumer mix among DL areas [09]

	Domestic	Religious	Industrial	Hotel	G.P.	Total
CEB Reg 1	1,263,036	10,968	25,955	120	171,111	1,471,190
CEB Reg 2	1,627,951	11,112	13,948	180	190,808	1,843,999
CEB Reg 3	969,606	5,788	7,480	56	103,331	1,086,261
CEB Reg 4	827,327	4,616	5,954	106	84,676	922,679
LECO	427,498	2,438	3,056	49	71,676	504,717
Total	5,115,418	34,922	56,393	511	621,602	5,828,846

The DL 2 of CEB has the highest number of electricity consumers among all the DLs which is 31.6 % of the total number of electricity consumers in Sri Lanka. The electricity sales of DLs are also important in comparing the performance of the DLs in

the country. The electricity sales in GWh of each DL for the 2014 are shown in the table 2.2. DL 2 of CEB had the highest energy sales among all DLs during the 2014. It was 30.9% of the total electricity sales of all DLs [09].

Table 2.2 Tariff wise energy sales (GWh) mix among DLs [09]

	Domestic	Religious	Industrial	Hotel	G.P.	Total
CEB Reg 1	1,014	25.1	718	89.4	1,134	2,980.5
CEB Reg 2	1,204	19.9	1,501	48.9	567	3,340.8
CEB Reg 3	681	8.9	797	4.9	324	1,815.8
CEB Reg 4	623	9.2	464	47.0	296	1,439.2
LECO	519	9.1	252	48.8	416	1,244.9
Total	4,041	72.2	3,732.0	239.0	2,737.0	10,821.2

The total energy loss in the electricity distribution system in the country during the year 2014 was 1,148 GWh. It was 8.5% of total electrical energy input to the distribution system in the entire country [09]. Distribution energy loss in each DL as a percentage of energy purchased from the Transmission Licensee (TL) is shown in the table 2.3 for the year 2014.

Table 2.3 Energy loss in among DLs [09]

Distribution Licensee	Loss (%)*	Allowed*	Loss(GWh)*
	2014	for 2014	2014
CEB Reg 1	9.4	8.3	366.4
CEB Reg 2	9.4	10.4	395.8
CEB Reg 3	7.1	8.3	155.8
CEB Reg 4	9.4	9.2	175.2
LECO	4.2	5.2	55.2

*Adjusted for Street Lighting

In a perspective of distribution loss analysis, it important to look at the components of the distribution system through which the electrical energy flow occurs. The electricity distribution systems of the distribution licensees in Sri Lanka consist of the following major components.

- Medium voltage network (11 kV and 33 kV)
- Primary substations (33/ 11kV)
- Heavy supply consumers metered at 11 kV and 33kV

- Distribution transformers supplying to heavy consumers (11kV/ 400V or 33kV/400V)
- Distribution transformers supplying to LV consumers (11kV/ 400V and 33kV/400V)
- Low voltage network
- Low voltage consumers

Total installed capacity of CEB in 2015 was 3,847 MW and 33.5% of electrical energy was supplied for domestic purposes, 37% for industries and 29.5% for commercial purposes. While average unit cost was 15.06 LKR/kWh in year 2015, CEB sold energy at the average price of 15.95 LKR/kWh [05]. The revenue of the CEB depends mainly on the retail supply tariff that is approved by the Public Utility Commission of Sri Lanka (PUCSL). PUCSL is the economic, safety and technical regulator of Sri Lanka's electricity industry. Electricity tariff is set based on efficient operational expenditure and PUCSL allowed sales and allowed losses. For the purpose of minimizing the financial loss of CEB, electrical energy loss is in major concern.

2.3. Overview of distribution system in Ratmalana Area

Ratmalana Area is one of the three Areas in the Western Province South 1 of Ceylon Electricity Board. It is geographically located in Colombo District of Western Province in the country.

2.3.1. Key Statistics of the Area (June 2015) [05], [07]

- | | |
|----------------------------|--------------------|
| • Geographical Area | 75 km ² |
| • No of Ordinary consumers | 90,247 |
| • No of Bulk consumers | 274 |
| • Annual revenue | 5.1 billion |
| • 33kV line length | 178km |
| • 11kV line length | 17 km |
| • LT line length | 575 km |
| • No of substation | 504 Nos. |
| • Bulk Substations | 244 Nos. |
| • Retail Substations | 234 Nos. |

- Combine Substations

26 Nos.

Ratmalana Area is sub-divided into three Consumer Service Centers (CSC) for the operational purpose. The energy sales of the Area in 2015 are shown in the table 2.4. Energy sales to heavy supply and low voltage consumers are separately shown in the table.

Table 2.4 Energy sales of the Area [7]

Connection Type	No of Accounts	Revenue (M.Rs.)
Bulk	274	2,662
Ordinary	89,973	2,419
Total	90,247	5,143

2.4. Modeling the distribution network to calculate the loss

Total loss of the electrical network consists both technical and non-technical losses. To identify non-technical loss of the network technical loss should be calculated. Technical loss of the MV and LV networks could be obtained by modeling the networks using an electrical network modeling software. Presently SynerGEE Electric 3.63.1 is used to model the MV network in CEB.

2.4.1. SynerGEE Software

SynerGEE software is a software package developed by Advantica Inc. designed for the simulation, analysis and design of the electrical distribution networks. SynerGEE is very user-friendly and allows quickly construct and maintain distribution system models.

Software package is a modular collection of tools built on a by-phase simulation engine. This is based on an object-oriented design consisting of highly detailed models for power system devices such as lines, transformers, regulators, switched capacitors, active generators, and others. SynerGEE facilitate analyzing facility in many areas such as load allocation, load flow analysis, fault analysis, harmonic analysis, node reduction, reliability analysis, balance improvements and multiyear modeling etc.

SynerGEE classifies data by type. Each type can be its own independent source file, or series of files. Data source types of SynerGEE are Model data, Equipment data and Protection data.

3.1. Introduction

Accurate assessment of power loss in a low-voltage distribution system is still an important issue under present very high energy generation cost. Even though, power flow analysis is still efficient to calculate technical power loss, it requires numerous data which may not be available in CEB. CEB has only few primary data such as:

1. Line length
2. Conductor type
3. Total energy consumption (kWh)
4. Number of customers
5. Consumer mix
6. Tariff wise energy consumption (kWh)

For this reason, the loss assessment for a low-voltage distribution system is not easy when the demand of any customer load points is still unclear. Therefore, distribution utilities obviously require a more suitable algorithm with their available information to calculate their system power loss.

All of the above data can be collected in transformer wise. Out of the above parameters, details of line length and conductor type can be obtained from plant and equipment register while other data can be obtained from the CEB billing database. The target of this research is to build a relationship between the above parameters and the LV loss. For that performed a detailed analysis selecting a suitable sample.

3.2. Sample Selection

Since power loss doesn't show a linear relationship with the current, (power loss proportionate with I^2) the load profile should be taken into consideration. Similarly, the load profile of the transformers is depended on mainly on the consumer mix of that transformer. Therefore, major consideration should be given to the consumer mix. Low voltage network supplies electricity to ordinary consumers. The ordinary consumers include those supplied under the domestic, religious, small scale industrial and general

purpose tariff categories. The street lighting is also in the low voltage network. There are 260 numbers distribution transformers located in Ratmalana Area and it is served to 90,000 ordinary consumers. The ordinary consumers connected to the distribution transformer can be mainly categorized into 3 groups as

1. Domestic Consumers
2. Industrial Consumers
3. General Purpose Consumers

Considering the load profile of these 3 categories, the conclusion shows the similarity between the Industrial and General Purpose and a great dissimilarity between Domestic and General Purpose or Industrial.

As the first step, collected information about all the distribution transformers in Ratmalana area. Details of line length and the conductor type are taken from plant and equipment register. Further information about the connected distribution transformers of all the ordinary consumers and the energy consumption of all the consumers for the period of 6 months are taken from the billing database. Then concluded the analyzed data into 3 separate groups based on the percentage energy consumption under each category of the transformers.

Table 3.1 Transformer Groups for Samples selection.

Tariff	Consumption (%)	Tariff Group
Domestic	0% - 50%	Group I
Industrial +GP	50% - 100%	
Domestic	50% - 80%	Group II
Industrial +GP	20% - 50%	
Domestic	80% - 100%	Group III
Industrial +GP	0% - 20%	

Then, six transformers are selected as the sample for detail analysis as such 2 from each transformer group. One transformer is FLY lines and other one is 70 mm² ABC lines.

3.3. Transformer Detail Data Collection

In order to model the 6 transformers of the sample using SynerGEE software, digital meters are installed to get details about the transformer output energy and the Load Profile. Further the details about the connected lines and the consumer details were taken as shown in the following figure.

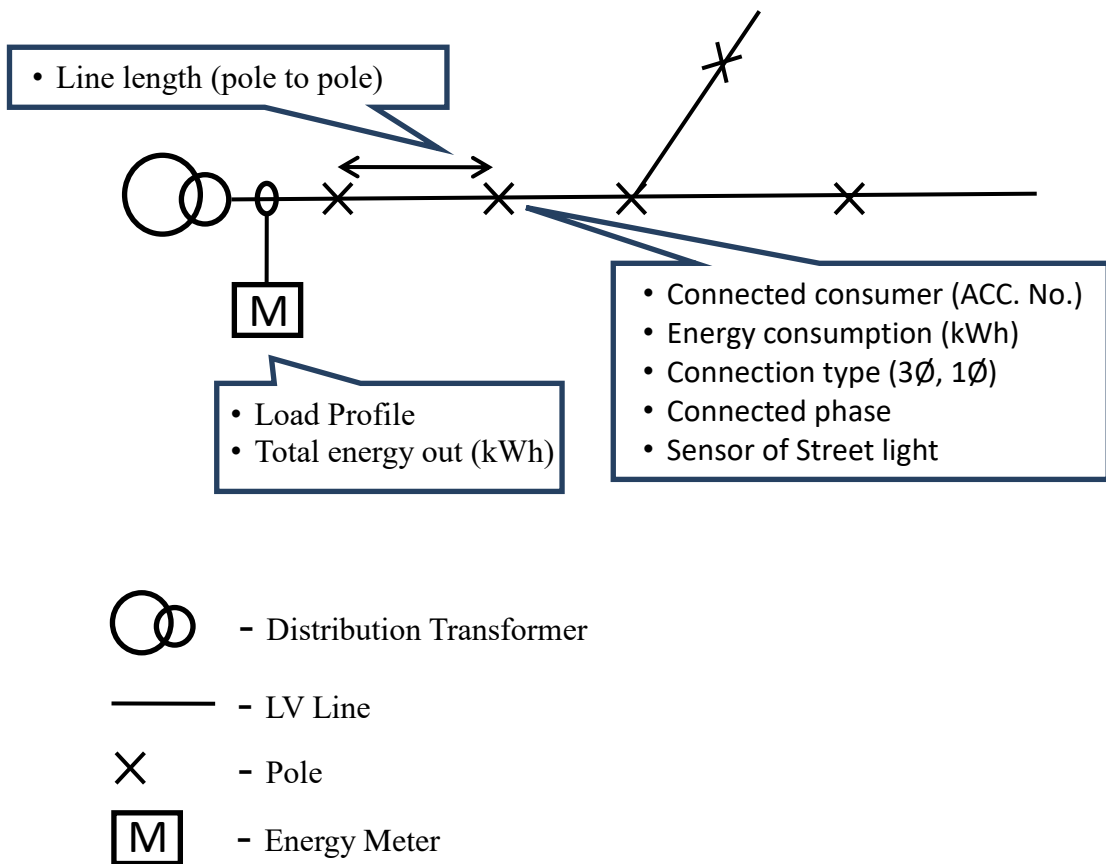


Figure 3.1 Data collection for SynerGEE Modeling.

In this step, energy consumption of all the users, the pole that each user is connected and the total energy output and the load profile of the transformers during the considered period of time can be obtained.

Even though the total energy consumption of the consumers can be obtained through this, in order to model in the SynerGEE, it should be converted to the form of power. By assuming a uniform consumption of energy this can be converted to power form by dividing it by the total time of usage. But this isn't being sufficient for the research.

3.4. Load Profile

In order to convert the energy consumption of the consumers into the power form, it is necessary to know the load profile of each of the consumers. But it is generally impracticable to obtain such data regarding the load profiles. Therefore it is required to find a load profiles that corresponds to the scenario of each of the consumer. Consequently, it is decided to find the load profiles under 3 major categories of consumers.

To generate normalized load profiles for each consumer category, it is required to select a collection of samples accordingly and then analyze their load profiles.

In this study, sample selection is carried out as following.

- Domestic Category (11)

No. of Sample load profile – 16 Nos.

Table 3.2 Samples Selection criteria for load profile analysis of Domestic Category.

Connection Type	Consumption (kWh/month)	No. of Accounts
Single Phase	00 - 60	2
	60 -90	2
	90 - 120	2
	120 - 180	2
	Above 180	2
Three Phase	0- 120	2
	120 - 180	2
	Above 180	2

➤ Industrial Purpose Category (21)

No. of Sample load profile – 6 Nos.

Table 3.3 Samples Selection criteria for load profile analysis of Industrial Purpose Category.

Consumption (kWh/month)	No. of Accounts
00 - 210	3
Above 210	3

➤ General Purpose Category (31)

No. of Sample load profile – 6 Nos.

Table 3.4 Samples Selection criteria for load profile analysis of General Purpose Category.

Consumption (kWh/month)	No. of Accounts
00 - 210	3
Above 210	3

Increasing the number of time slots for the study ensures the load profile being more close to the actual load profile. But it also implies that have to be model in SynerGEE for each time slot.

Therefore, load profile was analyzed by separating into 3 specific time slots. These 3 time slots are selected such that they overlap with the 3 time of use (TOU) durations used by the CEB in their operations. The time slots are,

TOU1 – 05. 30 to 18.30

TOU2 – 18. 30 to 22.30

TOU1 – 22. 30 to 05.30

3.5. Normalized Load Profile

As example, domestic consumers load profiles are considered and following steps to be follow to calculate normalized load profile of Domestic consumer. By using consumer load profiles of each consumer, the amount of energy consumed in each time slot can be calculated.

E_{Dn} – per Day Energy Consumption of n^{th} Domestic consumer

E_{DnT1} – Energy Consumption in TOU1 (05.30 to 18.30 time interval) of n^{th} Domestic consumer

E_{DnT2} – Energy Consumption in TOU2 (18.30 to 22.30 time interval) of n^{th} Domestic consumer

E_{DnT3} – Energy Consumption in TOU3 (22.30 to 05.30 time interval) of n^{th} Domestic consumer

Then,

$$E_{Dn} = E_{DnT1} + E_{DnT2} + E_{DnT3}$$

Since the energy consumption of each consumer varies from consumer to consumer, an average value for load profile should be obtained for which all the load profiles have to be represented in a similar manner. That is achieved by preparing normalized load profile as described below.

$f(Dn)$ – Load Profile of n^{th} Domestic consumer

$F(Dn)$

– Load Profile of n^{th} Domestic consumer normalized to per kWh

Then,

$$F(Dn) = \frac{f(Dn)}{E_{Dn}}$$

Example:

$E_{Dn} = 10.61 \text{ kWh}$ - Area under the graph of whole day

$E_{DnT1} = 5.04 \text{ kWh}$ - Area under the graph of TOU1 time interval (05.30 to 18.30.)

$E_{DnT2} = 2.72 \text{ kWh}$ - Area under the graph of TOU1 time interval (18.30 to 22.30.)

$E_{DnT3} = 2.85 \text{ kWh}$ - Area under the graph of TOU1 time interval (22.30 to 05.30.)

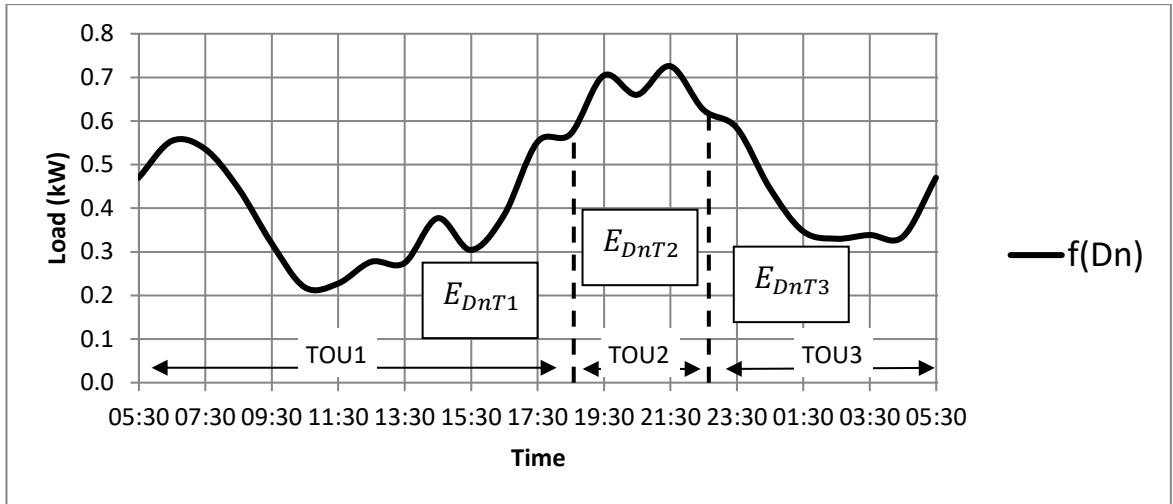


Figure 3.2 Consumer per day load profile.

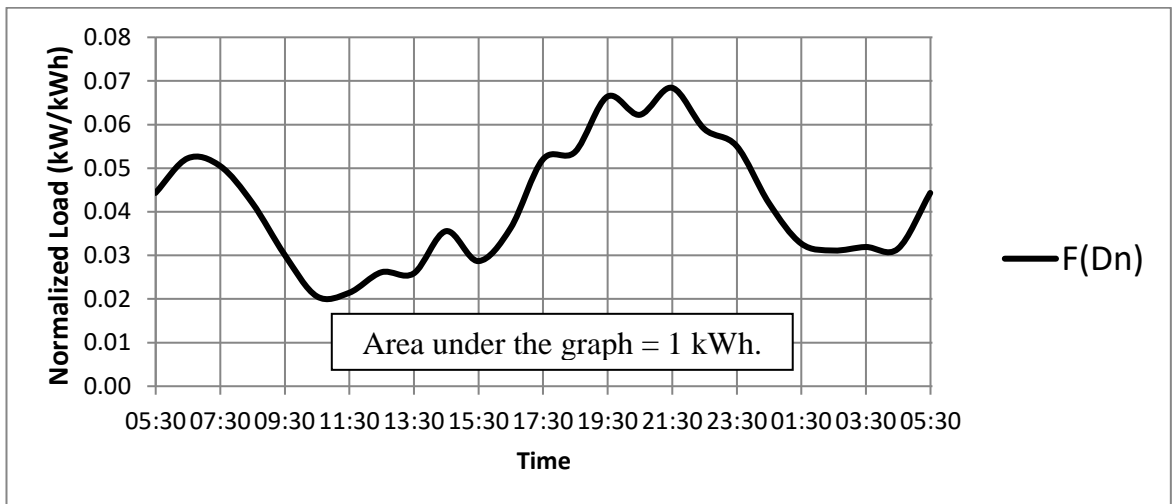


Figure 3.3 Consumer per day normalized load profile.

Area under per day normalized load profile is 1 kWh. Then TOU wise average normalized load profile is computed by following equation.

$AVG(D_n)$ – TOU wise Avarage normalized Load Profile of n^{th} Domestic consumer

Then,

$$AVG(D_n) = \begin{cases} \frac{E_{DnT1}}{13 \times E_{Dn}} & ,05.30 \text{ to } 18.30 \text{ (13 hrs)} \\ \frac{E_{DnT2}}{4 \times E_{Dn}} & , 18.30 \text{ to } 22.30 \text{(4 hrs)} \\ \frac{E_{DnT3}}{7 \times E_{Dn}} & , 22.30 \text{ to } 0530 \text{(7 hrs)} \end{cases}$$

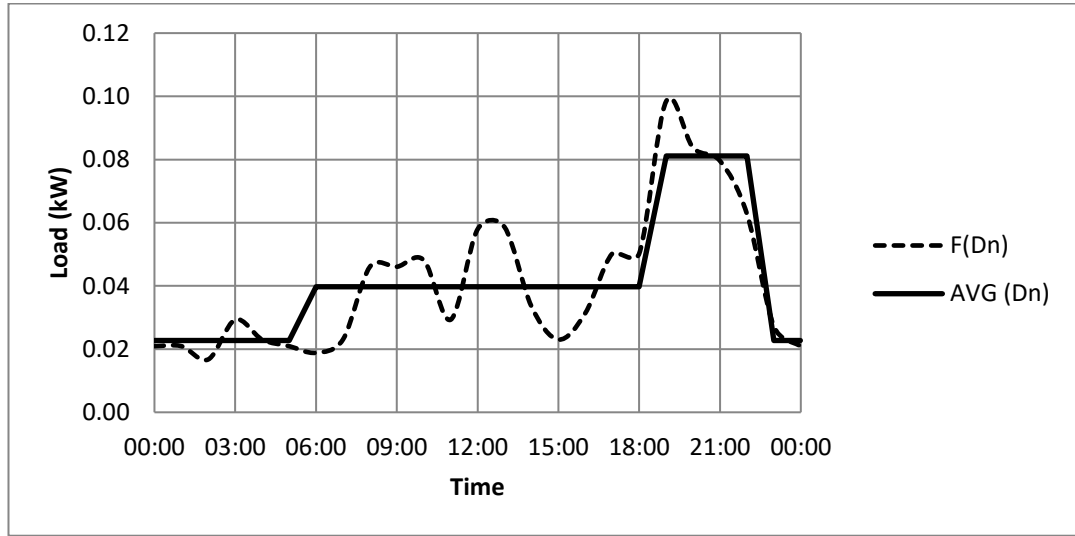


Figure 3.4 Normalized load profile & TOU wise average normalized load profile

The average normalized load profile for domestic consumer category is computed by following set of equations.

$AVG(D)$

– Average normalized Load Profile of all Domestic consumers

N – Number of samples

Then,

$$AVG(D) = \begin{cases} \frac{\sum_{i=1}^N AVG(Di)_{T1}}{N} & ,05.30 \text{ to } 18.30 \\ \frac{\sum_{i=1}^N AVG(Di)_{T2}}{N} & ,18.30 \text{ to } 22.30 \\ \frac{\sum_{i=1}^N AVG(Di)_{T3}}{N} & ,22.30 \text{ to } 0530 \end{cases}$$

Following same steps average normalized load profiles of Industrial and General Purpose consumers can be calculated. Using these average normalized load profiles, the available data on consumer energy (kWh) can be converted into power form (kW).

3.6. Distribution Transformer Load Profile

By using the data measured by the digital energy meters fixed to transformers, the load profile of a specific transformer can be generated. In addition to that, the transformers load profile can be also calculated by taking the sum of all the consumers load profile that are connected to that transformer. By examining the conformability of these two load profiles, a fair idea can be drawn about the suitability of the normalized load profiles generated in this study.

The following equation can be used to calculate T/F LP and the energy consumption relevant to each category of the consumers should be known to perform this calculation.

$$E(Total) - Total Metered Energy$$

$$E(D) - Total Energy for Domestic Consumers$$

$$E(I) - Total Energy for Industrial Consumers$$

$$E(GP) - Total Energy for General Purpose Consumers$$

Then,

$$AVG(CAL) = \begin{cases} \frac{AVG(D)_{T1} * E(D) + AVG(I)_{T1} * E(I) + AVG(GP)_{T1} * E(GP)}{E(Total)_{T1}} \\ \frac{AVG(D)_{T2} * E(D) + AVG(I)_{T2} * E(I) + AVG(GP)_{T2} * E(GP)}{E(Total)_{T2}} \\ \frac{AVG(D)_{T3} * E(D) + AVG(I)_{T3} * E(I) + AVG(GP)_{T3} * E(GP)}{E(Total)_{T3}} \end{cases}$$

3.7. SynerGEE Modeling

In the phase of collecting field data, the data on each of the consumers connected to each pole along with the monthly energy consumption of each individual consumer were obtained. Also, the tariff category of each consumer is available. Thus, utilizing

these information's and the previously determined normalized load profile, the power output can be calculated relevant to each of the poles and the time interval.

$E(D)_n$ – Energy for **Domestic** Consumers per Day in n^{th} Pole

$E(I)_n$ – Energy for **Industrial** Consumers per Day in n^{th} Pole

$E(Gp)_n$ – Energy for **General Purpose** Consumers per Day in n^{th} Pole

P_{nT1} = Power output of TOD 1 in n^{th} Pole

P_{nT2} = Power output of TOD 2 in n^{th} Pole

P_{nT3} = Power output of TOD 3 in n^{th} Pole

Then,

$$P_{nT1} = E(D)_n * AVG(D)_{T1} + E(I)_n * AVG(I)_{T1} + E(GP)_n * AVG(GP)_{T1}$$

$$P_{nT2} = E(D)_n * AVG(D)_{T2} + E(I)_n * AVG(I)_{T2} + E(GP)_n * AVG(GP)_{T2}$$

$$P_{nT3} = E(D)_n * AVG(D)_{T3} + E(I)_n * AVG(I)_{T3} + E(GP)_n * AVG(GP)_{T3}$$

When modeling these transformers with SynerGEE, the modeling is carried out feeder wise and also TOU wise loading since the power consumption of the consumers tend to vary based on the time interval, which ultimately leads to modeling each feeder under three different power levels. Here the following data are given as input to SynerGEE.

1. Conductor Type
2. Pole to Pole distance (Line length -meters)
3. Active power output (Pole wise, Phase wise & TOU wise)
4. Reactive power output (Pole wise, Phase wise & TOU wise)

As the first step in SynerGEE modeling process, It is required to draw the LT network with SynerGEE. Next is to set the parameters of SynerGEE model according to the conductor used. Here, pole to pole distance, active power relevant to each pole and reactive power can be given as input data via following interfaces.

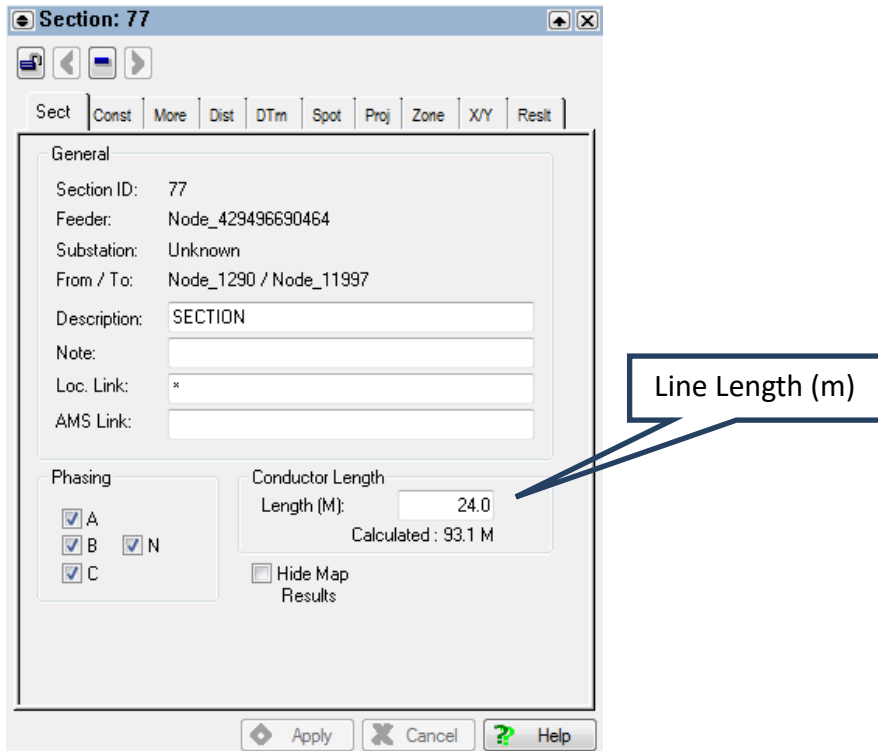


Figure 3.5 Line Length Entry point of SynerGEE.

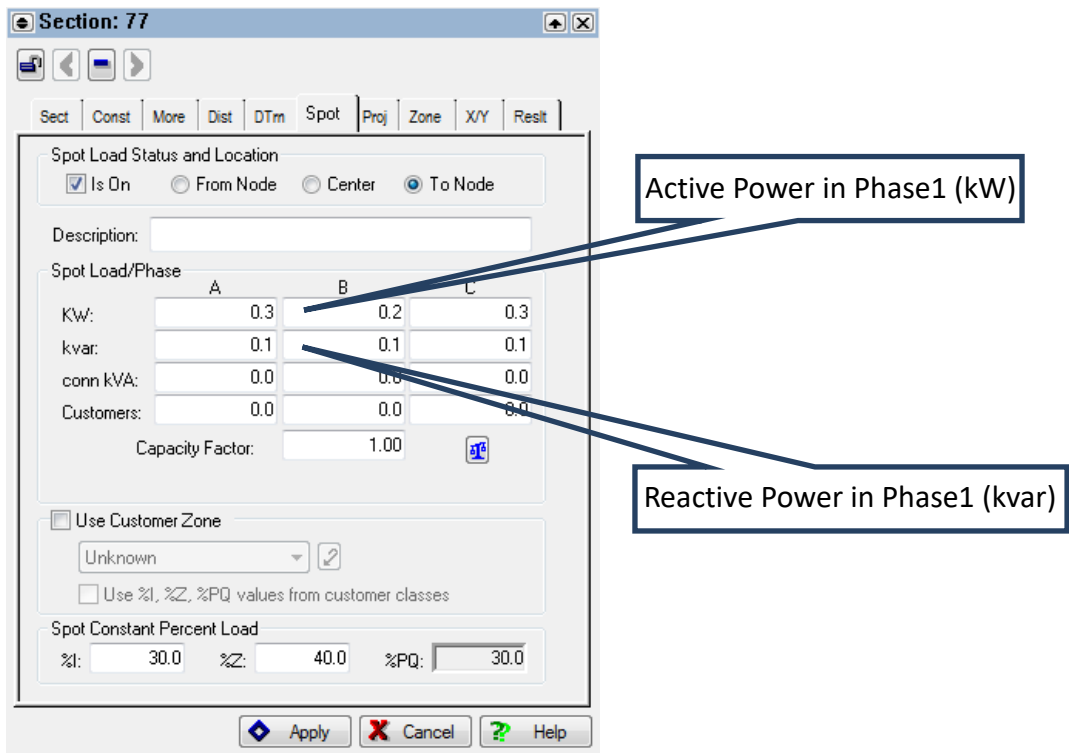


Figure 3.6 Power Entry point of SynerGEE.

Thus, SynerGEE model is run for each feeder under three different power levels which are determined considering TOU. The power loss of each of the individual feeders can be computed very accurately using this software.

Using the calculated feeder wise results, a relationship should be built between the technical power loss of the feeder and the available parameters of the feeder.

Since the feeder wise information is unavailable to CEB and they only possess transformer wise information, it is necessary to generalize furthermore the above built relationship. Using this feeder wise relationship and using an increased sample size than in previous cases, a relationship has to be established for transformer energy loss.

4.1. Introduction

Ratmalana Area was selected to conduct the measurements of low voltage network technical loss calculation. Ratmalana Area consists approximately 223 km of MV lines, 770km of LV lines and 260 numbers of Substations at present. It caters to about 90,000 consumers [05].

4.2. Transformer Data Collection

As the first phase of the study, primary data were collected from distribution transformers in Ratmalana area. Here, all the information required by CEB that are mentioned in Chapter 3 were collected and duly recorded in Appendix 1. The electricity consumption of the consumers in Ratmalana area during the months of February-July in 2015 was considered for this study.

The domestic consumer energy consumption was represented as a percentage of total energy consumption and based on the resulting percentage energy consumption; the transformers were categorized into ten separate groups. The figure 4.1 shows the transformer categorization according to domestic consumer energy consumption.

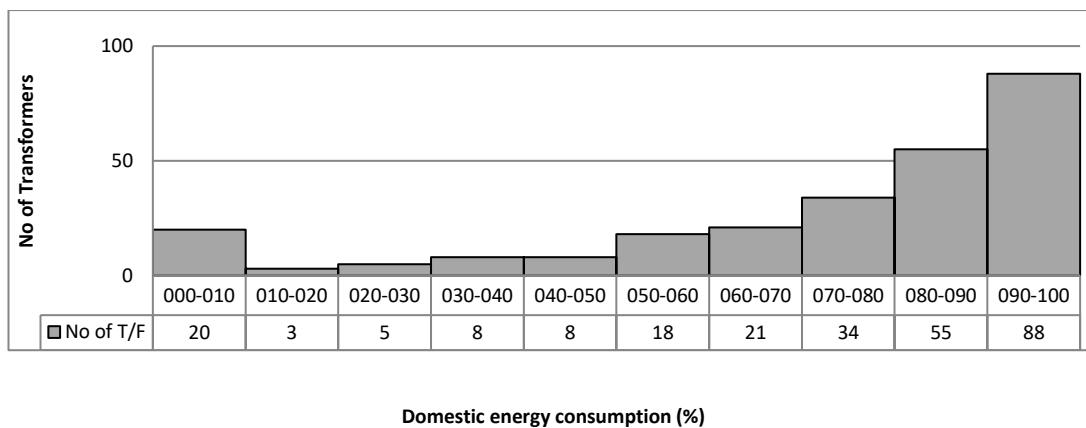


Figure 4.1 Transformer grouping according to percentage energy consumption of Domestic consumer category

Likewise, considering industrial and GP consumer energy consumption, the transformers were categorized as mentioned above. The figure 4.2 and figure 4.3 show the transformer categorization according to Industrial and General Purpose consumer energy consumption.

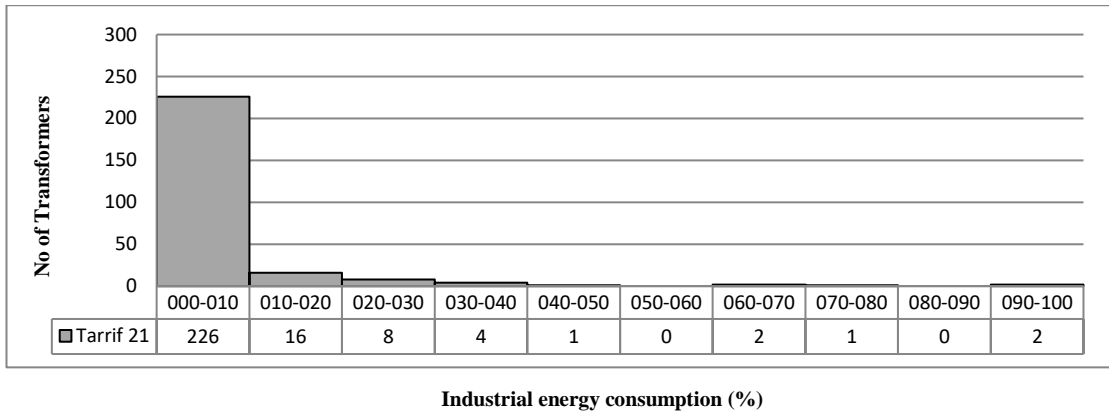


Figure 4.2 Transformer grouping according to percentage energy consumption of **Industrial Purpose** consumer category

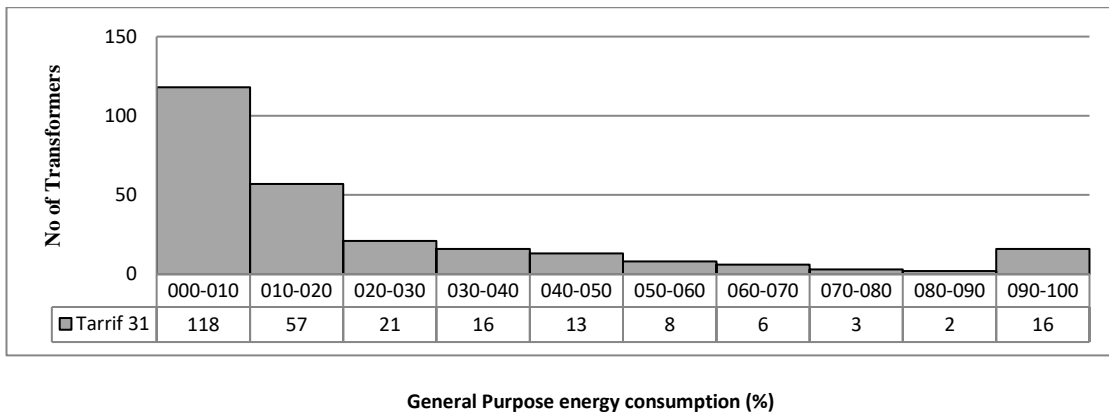


Figure 4.3 Transformer grouping according to percentage energy consumption of **General Purpose** consumer category

The Categorization of these transformers were done by considering their Tariff wise (D, I, GP) energy consumption separately. By observing the 3 separate charts, the transformers were categorized into 3 entities. Based on this categorization each of the

transformers were divided into respective groups. The table 4.1 shows the transformer groups.

Table 4.1 Transformer grouping according to tariff wise energy consumption

Tariff	Consumption (%)	Tariff Group	No. of T/F
Domestic	0% - 50%	Group I	44
Industrial +GP	50% - 100%		
Domestic	50% - 80%	Group II	73
Industrial +GP	20% - 50%		
Domestic	80% - 100%	Group III	143
Industrial +GP	0% - 20%		

4.3. Sample T/F selection

As described in Chapter 3, six sample transformers were selected for SynerGEE modeling. Following table displays the details of these sample transformers which were selected to cover the entire Ratmalana area under geographically different locations. The table 4.2 shows the details of the selected sample transformers.

Table 4.2 Details of the selected sample transformers

Sample T/F No.	1	2	3	4	5	6
T/F Name	Hillcrest Wattha	Manthreemulla	Ekamuthu Mw	Puwakgas Handiya	Borupana 4th Lane	Bakery Junction
SIN No.	RK037	RR075	RR294	RB039	RR227	RR110
Tariff Group	Group 1	Group 1	Group 2	Group 2	Group 3	Group 3
Conductor Type	FLY	ABC	FLY	ABC	FLY	ABC
Line Length	3.5 km	3.56 km	2.12 km	4.66 km	2.03 km	0.93 km
No of Accounts	471	561	346	352	159	160
Date of first reading	02- Nov	02- Nov	14-Oct	08-Oct	02- Nov	02- Nov
Date of second reading	30- Nov	30- Nov	11-Nov	05-Nov	30- Nov	30- Nov

4.4. Field Data Collection

In order to carry out a main objective of this phase which is to obtain the energy output of transformers and the load profile of a transformer, a selected sample of six transformers were fixed with data storage type digital energy meters.

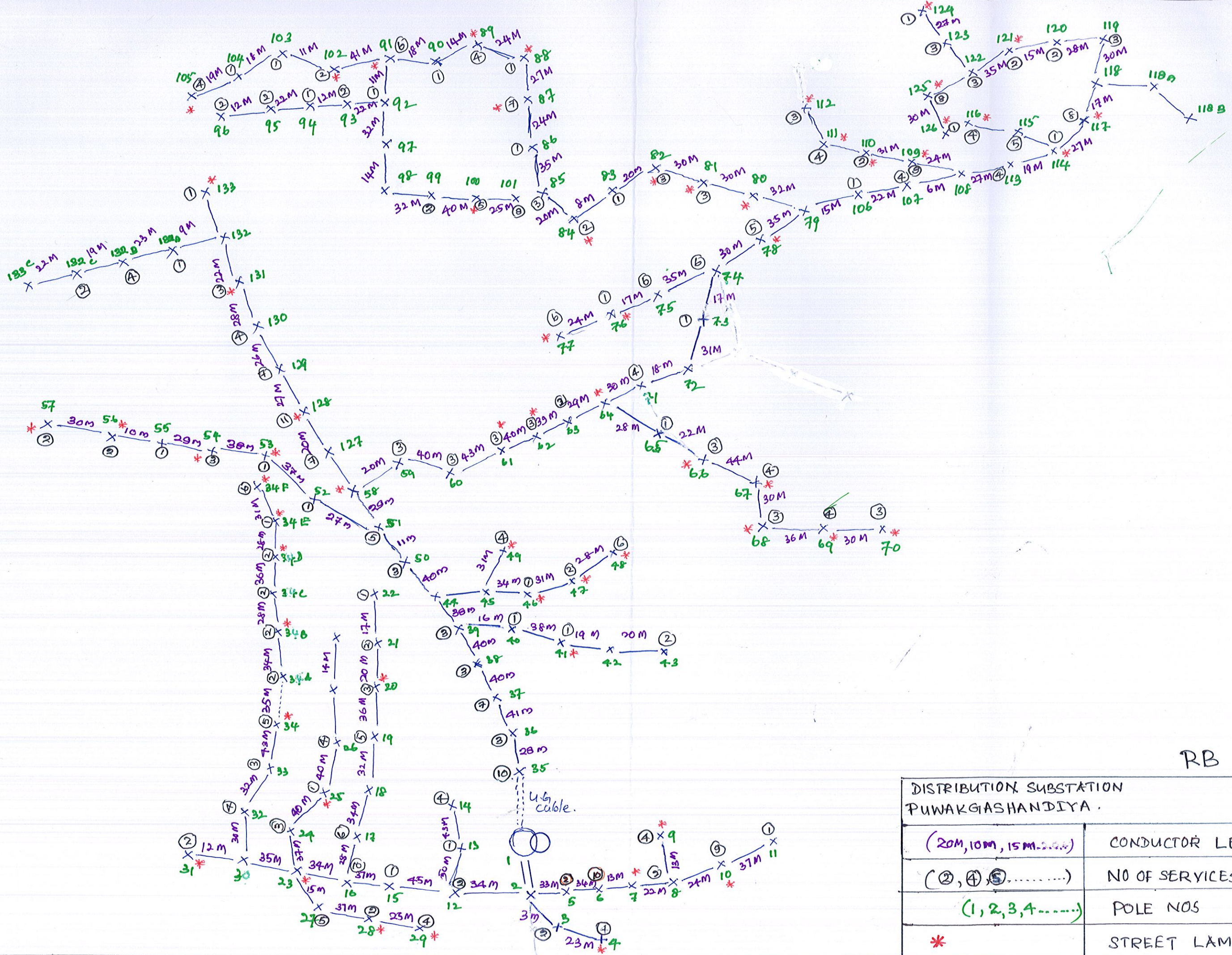
Next, as described in Chapter 3, all the necessary information was collected for SynerGEE modeling. Here, a data sheet was used for this purpose as indicated below.

The information collected is categorized according to each transformer and recorded in Appendix 2. The table 4.3 shows field data collection sheet.

Table 4.3 Field data collection sheet

NO	Account Number	Walk Order			Meter No	Reading			Pole Number	Remark
1	2192069618	27	20	100	2546180					
2	2191880126	27	20	200	410500					
3	2192284616	27	20	300	549438					
4	2191888313	27	20	400	3024201					
5	2191880215	27	20	500	2546175					
6	2191880312	27	20	600	7020158					
7	2194230718	27	20	700	9219239					

Also, the LV network was mapped as described below. An example LV network of RB039 transformer is shown in figure 4.4. LV network maps of the other 05 transformers are attached in the Appendix 3.



RB 039

DISTRIBUTION SUBSTATION PUWAKGASHANDIYA.	
(20M, 10M, 15M, 20M)	CONDUCTOR LENGTH
(2, 4, 5,)	NO OF SERVICES.
(1, 2, 3, 4,)	POLE NOS
*	STREET LAMPS

4.5. Typical Load Profile

As described in chapter 3, steps were taken to select the samples for the typical load profiles. Twenty eight (28) consumers were selected considering monthly energy consumptions and details of these selected consumers were as follows. The table 4.3 shows details of selected sample domestic consumer for load profile analysis.

- Domestic Category (11)

No. of Samples – 16 Nos.

Table 4.4 Details of selected sample of domestic consumer for load profile analysis.

Connection Type		Consumption (kWh/month)	Account No.	
Domestic Purpose	Single Phase	Group 1	00 - 60	2190112915
			2104320909	
		Group 2	60 -90	2110139900
				2190714710
		Group 3	90 - 120	2100015001
	2190624711			
	Group 4	120 - 180	2110108207	
			2190623812	
	Group 5	over 180	2191307019	
			2107366004	
	Three Phase	Group 6	0- 120	2108170901
				2112144801
		Group 7	120 - 180	2100015001
				2198049309
	Group 8	over 180	2112096303	
			2112179705	

➤ Industrial Purpose Category (21)

No. of Samples – 6 Nos.

Table 4.5 Details of selected sample of Industrial consumer for load profile analysis.

Connection Type		Consumption (kWh/month)	Account No.
Industrial Purpose	Group 1	00 - 210	2111177504
			2112096303
			2110108207
	Group 2	over 210	2199001806
			2111236103
			2198150818

➤ General Purpose Category (31)

No. of Samples – 6 Nos.

Table 4.6 Details of selected sample of General Purpose consumer for load profile analysis.

Connection Type		Consumption (kWh/month)	Account No.
General Purpose	Group 1	00 - 210	2191268919
			2114171507
			2190441110
	Group 2	over 210	2114082806
			2114223507
			2112177508

Since at present CEB uses analog energy meters for single phase ordinary consumers, so it is difficult to obtain load profiles of the consumers. Therefore, fixed data storage type energy meters to obtain the load profiles of all the selected consumers and their information were collected through that. Further when selecting the sample steps were taken to select the consumers with data storage type energy meters, since those meters are being used for 3 phase consumers. Here measured the amount of energy that consumes in every 15 minutes' time intervals.

In order to prepare the load profiles of each consumer, considered the energy consumption of each consumer in one week (7 days). Then the load profiles of each consumer were prepared by obtaining the average value for the consumed amount of energy in each time slot. Normalized load profile of these consumers were calculated using the equation described in chapter 3. The Acc. No. 2190112915 domestic consumer was taken as an example and its details are stated below. The table 4.7 shows load profile information of Acc.No.2190112915 for the period of 27th October 2015 to 02nd November 2015.

Table 4.7 Load profile information of Acc. No. 2190112915

TOU	Time interval	$f(D1)$	$F(D1)$	$AVG(D1)$
TOU 3	23.30 - 00.30	0.0429	0.0209	0.0227
TOU 3	00.30 - 01.30	0.0429	0.0209	0.0227
TOU 3	01.30 - 02.30	0.0343	0.0167	0.0227
TOU 3	02.30 - 03.30	0.0600	0.0293	0.0227
TOU 3	03.30 - 04.30	0.0471	0.0230	0.0227
TOU 3	04.30 - 05.30	0.0429	0.0209	0.0227
TOU 1	05.30 - 06.30	0.0386	0.0188	0.0397
TOU 1	06.30 - 07.30	0.0471	0.0230	0.0397
TOU 1	07.30 - 08.30	0.0943	0.0461	0.0397
TOU 1	08.30 - 09.30	0.0943	0.0461	0.0397
TOU 1	09.30 - 10.30	0.0986	0.0482	0.0397
TOU 1	10.30 - 11.30	0.0600	0.0293	0.0397
TOU 1	11.30 - 12.30	0.1186	0.0579	0.0397
TOU 1	12.30 - 13.30	0.1200	0.0586	0.0397
TOU 1	13.30 - 14.30	0.0686	0.0335	0.0397
TOU 1	14.30 - 15.30	0.0471	0.0230	0.0397
TOU 1	15.30 - 16.30	0.0643	0.0314	0.0397
TOU 1	16.30 - 17.30	0.1029	0.0502	0.0397
TOU 1	17.30 - 18.30	0.1029	0.0502	0.0397
TOU 2	18.30 - 19.30	0.2014	0.0984	0.0811
TOU 2	19.30 - 20.30	0.1714	0.0837	0.0811
TOU 2	20.30 - 21.30	0.1629	0.0796	0.0811
TOU 2	21.30 - 22.30	0.1286	0.0628	0.0811
TOU 3	22.30 - 23.30	0.0557	0.0272	0.0227

$f(D1)$ – Load Profile of 1st Domestic consumer

$F(D1)$ – Normalized Load Profile of 1st Domestic consumer

E_{D1} – per Day Energy Consumption of 1st Domestic consumer

$$F(D1) = \frac{f(D1)}{E_{D1}}$$

Energy consumption form 27th October 2015 to 02nd November 2015 - 14.33 kWh

$$E_{D1} = \frac{14.33 \text{ kWh}}{7 \text{ days}}$$

$$E_{D1} = 2.047 \text{ kWh}$$

For time interval 23.30 – 00.30

$$F(D1) = \frac{0.0429}{2.05}$$

$$F(D1) = 0.0209$$

E_{D1} – per Day Energy Consumption of 1st Domestic consumer

E_{D1T1} – per Day Energy Consumption in TOU1 of 1st Domestic consumer

E_{D1T2} – per Day Energy Consumption in TOU2 of 1st Domestic consumer

E_{D1T3} – per Day Energy Consumption in TOU3 of 1st Domestic consumer

$$E_{D1} = E_{D1T1} + E_{D1T2} + E_{D1T3}$$

$$E_{D1T1} = 0.0386 + 0.0471 + 0.0943 + 0.0943 + 0.0600 + 0.1186 + 0.1200 + 0.0643 \\ + 0.1029 + 0.1029$$

$$E_{D1T1} = 1.0571 \text{ kWh}$$

Similarly, E_{D1T2} and E_{D1T3} can be calculated.

$$E_{D1T2} = 0.6643 \text{ kWh}$$

$$E_{D1T3} = 0.3257 \text{ kWh}$$

Energy consumption of whole day E_{D1} can be calculated.

$$E_{D1} = 2.0471 \text{ kWh}$$

$AVG(D1)$ – TOU wise Average Normalized Load Profile of 1st Domestic consumer

$$AVG(D1) = \begin{cases} \frac{E_{D1T1}}{13 \times E_{D1}} & ,05.30 \text{ to } 18.30 \\ \frac{E_{D1T2}}{4 \times E_{D1}} & ,18.30 \text{ to } 22.30 \\ \frac{E_{D1T3}}{7 \times E_{D1}} & ,22.30 \text{ to } 0530 \end{cases}$$

$$AVG(D1) = \begin{cases} \frac{1.0571}{13 \times 2.0471} & ,05.30 \text{ to } 18.30 \\ \frac{0.6643}{4 \times 2.0471} & ,18.30 \text{ to } 22.30 \\ \frac{0.3257}{7 \times 2.0471} & ,22.30 \text{ to } 0530 \end{cases}$$

$$AVG(D1) = \begin{cases} 0.0397 & ,05.30 \text{ to } 18.30 \\ 0.0811 & ,18.30 \text{ to } 22.30 \\ 0.0227 & ,22.30 \text{ to } 0530 \end{cases}$$

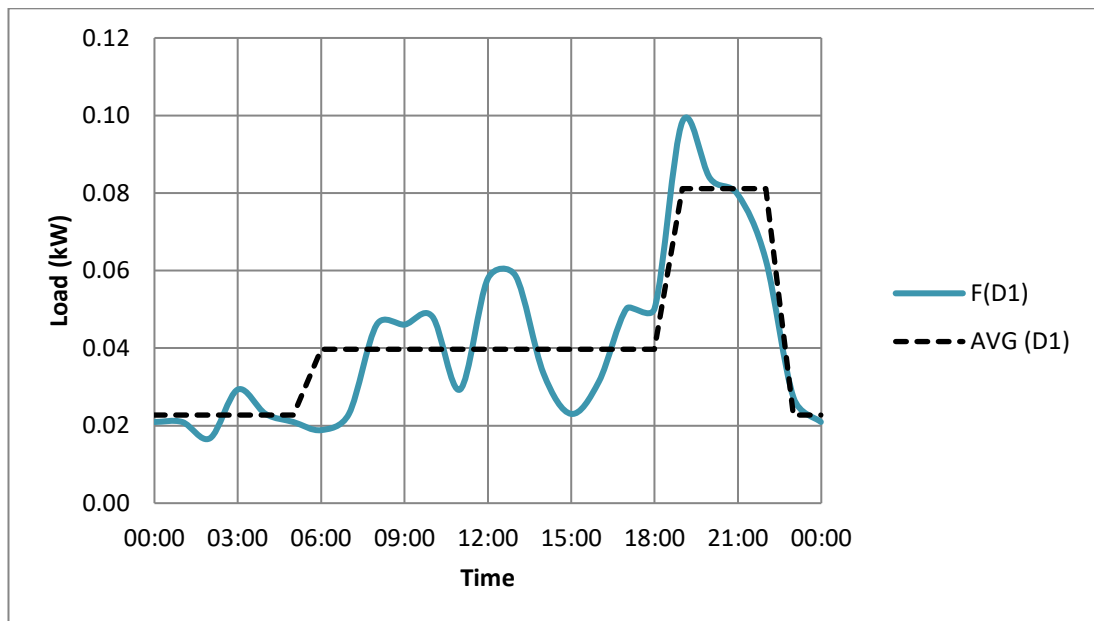


Figure 4.5 Normalized load profile of Acc. No. 2190112915

Following same steps prepared load profiles of the other 27 samples are attached in the Appendix 4.

The next step is to build up the typical load profiles according to each tariff category. That could be done using the equation stated in chapter 3.

- Typical Normalized load profile of Domestic Category

AVG(D) – Typical Normalized Load Profile of Domestic consumers

$$AVG(D) = \begin{cases} \frac{\sum_{i=1}^n AVG(Di)_{T1}}{n} & ,05.30 \text{ to } 18.30 \\ \frac{\sum_{i=1}^n AVG(Di)_{T2}}{n} & ,18.30 \text{ to } 22.30 \\ \frac{\sum_{i=1}^n AVG(Di)_{T3}}{n} & ,22.30 \text{ to } 0530 \end{cases}$$

Table 4.8 Normalized load profile of domestic category

Account No.	<i>AVG (D)</i> _{T1}	<i>AVG (D)</i> _{T2}	<i>AVG (D)</i> _{T3}
2190112915	0.0397	0.0811	0.0227
2104320909	0.0418	0.0574	0.0324
2110139900	0.0292	0.0844	0.0404
2190714710	0.0412	0.0465	0.0398
2100015001	0.0444	0.0604	0.0260
2190624711	0.0389	0.0610	0.0357
2110108207	0.0446	0.0478	0.0327
2190623812	0.0396	0.0563	0.0371
2191307019	0.0366	0.0640	0.0384
2107366004	0.0367	0.0663	0.0369
2108170901	0.0379	0.0774	0.0282
2112144801	0.0342	0.0932	0.0261
2100015001	0.0354	0.0625	0.0414
2198049309	0.0388	0.0647	0.0338
2112096303	0.0371	0.0470	0.0471
2112179705	0.0436	0.0574	0.0290
$\frac{\sum_{i=1}^n AVG(Di)}{n}$	0.0387	0.0642	0.0342

This is typical normalized load profile of Domestic consumer category.

$$AVG(D) = \begin{cases} 0.0387 & , 05.30 \text{ to } 18.30 \\ 0.0642 & , 18.30 \text{ to } 22.30 \\ 0.0342 & , 22.30 \text{ to } 0530 \end{cases}$$

Following same steps typical load profiles of Industrial and General Purpose consumers can be calculated.

➤ Typical normalized load profile of Industrial Category

Table 4.9 Normalized load profile of Industrial category

Account No.	$AVG (I)_{T1}$	$AVG (I)_{T2}$	$AVG (D)_{T3}$
2111177504	0.0548	0.0261	0.0262
2112096303	0.0511	0.0272	0.0324
2110108207	0.0643	0.0151	0.0147
2199001806	0.0536	0.0295	0.0264
2111236103	0.0525	0.0320	0.0271
2198150818	0.0649	0.0211	0.0103
$\frac{\sum_{i=1}^n AVG(I_i)}{n}$	0.0569	0.0252	0.0228

This is typical normalized load profile of Industrial consumer category.

$$AVG(I) = \begin{cases} 0.0569 & , 05.30 \text{ to } 18.30 \\ 0.0252 & , 18.30 \text{ to } 22.30 \\ 0.0228 & , 22.30 \text{ to } 0530 \end{cases}$$

➤ Typical normalized load profile of General Purpose Category

Table 4.10 Normalized load profile of General Purpose category

Account No.	$AVG (GP)_{T1}$	$AVG (GP)_{T2}$	$AVG (GP)_{T3}$
2191268919	0.0649	0.0156	0.0135
2114171507	0.0639	0.0156	0.0152
2190441110	0.0589	0.0162	0.0243
2114082806	0.0497	0.0286	0.0341
2114223507	0.0546	0.0331	0.0225
2112177508	0.0724	0.0061	0.0049
$\frac{\sum_{i=1}^n AVG(GP_i)}{n}$	0.0607	0.0192	0.0191

This is typical normalized load profile of General Purpose consumer category.

$$AVG(GP) = \begin{cases} 0.0607 & , 05.30 \text{ to } 18.30 \\ 0.0192 & , 18.30 \text{ to } 22.30 \\ 0.0191 & , 22.30 \text{ to } 0530 \end{cases}$$

4.6. Transformer Load Profile

4.6.1. Load Profiles of Transformer of Ekamuthu Mawatha

Used the energy data from 08th October 2015 to 05th November 2015 for this. Then prepared load profiles considering the average amount of energy within each time intervals of the considered time period. The table 4.11 shows load profile of Ekamuthu Mawatha.

Table 4.11 Load profile of Ekamuthu Mawatha transformer.

	Time interval	f(RR294)	F(RR294)	AVG (RR294)
TOU 3	23.30 - 00.30	48.1179	0.0312	0.0304
TOU 3	00.30 - 01.30	44.2250	0.0287	0.0304
TOU 3	01.30 - 02.30	42.5679	0.0276	0.0304
TOU 3	02.30 - 03.30	41.6071	0.0270	0.0304
TOU 3	03.30 - 04.30	43.3500	0.0281	0.0304
TOU 3	04.30 - 05.30	52.1321	0.0338	0.0304
TOU 1	05.30 - 06.30	64.8643	0.0420	0.0450
TOU 1	06.30 - 07.30	52.5536	0.0341	0.0450
TOU 1	07.30 - 08.30	52.6107	0.0341	0.0450
TOU 1	08.30 - 09.30	64.0071	0.0415	0.0450
TOU 1	09.30 - 10.30	63.1071	0.0409	0.0450
TOU 1	10.30 - 11.30	72.7857	0.0472	0.0450
TOU 1	11.30 - 12.30	75.2464	0.0488	0.0450
TOU 1	12.30 - 13.30	69.3536	0.0449	0.0450
TOU 1	13.30 - 14.30	70.9393	0.0460	0.0450
TOU 1	14.30 - 15.30	75.9857	0.0492	0.0450
TOU 1	15.30 - 16.30	75.9036	0.0492	0.0450
TOU 1	16.30 - 17.30	80.0036	0.0518	0.0450
TOU 1	17.30 - 18.30	85.3750	0.0553	0.0450
TOU 2	18.30 - 19.30	83.6893	0.0542	0.0505
TOU 2	19.30 - 20.30	79.2679	0.0514	0.0505
TOU 2	20.30 - 21.30	78.4571	0.0508	0.0505
TOU 2	21.30 - 22.30	70.2000	0.0455	0.0505
TOU 3	22.30 - 23.30	56.7750	0.0368	0.0304

$$AVG(RR294) = \begin{cases} 0.0450 & , 05.30 \text{ to } 18.30 \\ 0.0505 & , 18.30 \text{ to } 22.30 \\ 0.0304 & , 22.30 \text{ to } 0530 \end{cases}$$

According to this, normalized load profile of the transformer and its TOU wise average normalized load profile are as follows. Following the steps described above, can obtain the load profiles of the other transformers as well. Relevant data and the results are attached under Appendix 5.

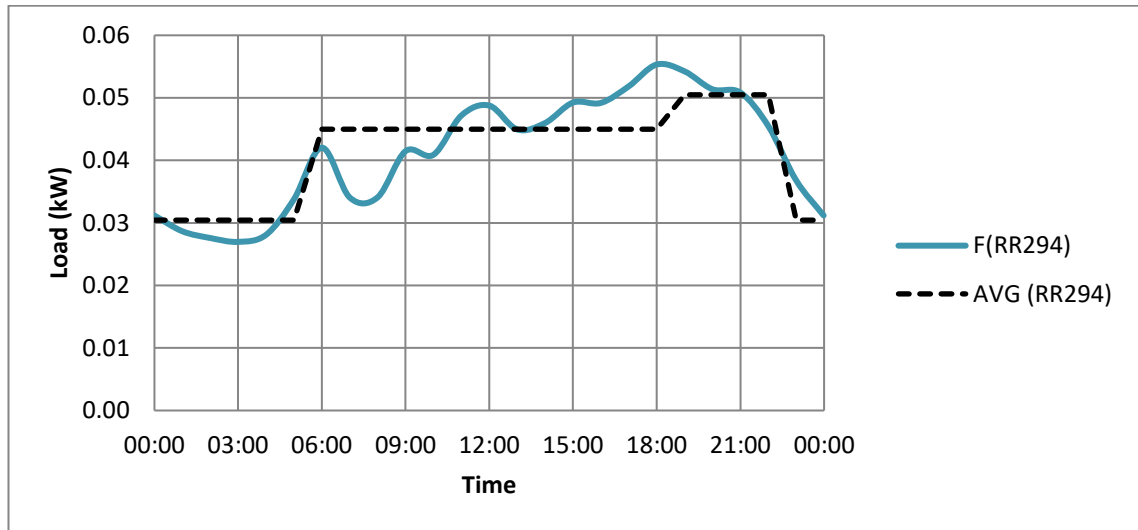


Figure 4.6 Normalized load profile of Ekamuthu Mawatha transformer

4.7. Calculated load profile

As described in Chapter 3, the load profiles of the transformers can be calculated using the results from the amount of energy provided under each tariff category and the typical load profiles relevant to each tariff category. The transformer of Ekamuthu Mawatha was taken as an example and its details are stated below. The table 4.12 shows TOU wise energy mix of Ekamuthu Mawatha Transformer

➤ Domestic Category

No of Consumers – 326

Energy Consumption (from 08/10/2015 to 05/11/2015) – 25,394 kWh

➤ Industrial Category

No of Consumers – 02

Energy Consumption (from 08/10/2015 to 05/11/2015) – 7,869 kWh

➤ General Purpose Category

No of Consumers – 18

Energy Consumption (from 08/10/2015 to 05/11/2015) – 3,228 kWh

Table 4.12 TOU wise energy mix of Ekamuthu Mawatha Transformer.

Tariff	Consumption (kWh)		
	TOU1	TOU2	TOU3
Domestic	12784.08	6519.87	6089.66
Industrial	5818.87	792.22	1258.18
General Purpose	2549.03	248.11	431.12
Total	21151.98	7560.2	7778.96

$$AVG(CAL - RR294) = \begin{cases} 0.0446 & , 05.30 \text{ to } 18.30 \\ 0.0518 & , 18.30 \text{ to } 22.30 \\ 0.0305 & , 22.30 \text{ to } 0530 \end{cases}$$

Following the steps described above, can obtain the calculated load profiles of the other transformers as well.

Since the actual load profile and the calculated load profile of each transformer are available, can get an idea about the compatibility of the constructed typical load profile by considering the similarities of those two load profiles. Details TOU wise actual and calculated load profiles are indicated below Table 4.13.

Table 4.13 TOU wise actual and calculated load profiles

T/F No.	Time Interval	AVG(ACT)	AVG(CAL)
RK037	TOU 1	0.0401	0.0396
	TOU 2	0.0617	0.0624
	TOU 3	0.0332	0.0337
RR075	TOU 1	0.0390	0.0399
	TOU 2	0.0587	0.0618
	TOU 3	0.0370	0.0334
RR294	TOU 1	0.0450	0.0446
	TOU 2	0.0505	0.0518
	TOU 3	0.0304	0.0305
RB039	TOU 1	0.0473	0.0446
	TOU 2	0.0480	0.0522
	TOU 3	0.0275	0.0303
RR227	TOU 1	0.0515	0.0521
	TOU 2	0.0328	0.0357
	TOU 3	0.0284	0.0257
RR110	TOU 1	0.0556	0.0554
	TOU 2	0.0321	0.0295
	TOU 3	0.0212	0.0230

From the results, it's clear that the two load profiles of the six transformers are compatible each other and therefore the constructed TOU wise normalized load profile would be enough for the accuracy of the study.

4.8. Power output calculation

The energy consumption of each consumer available by now have to be converted into power to be given as input to the SynerGEE model. By plugging these data into the formulas mentioned in chapter 3, the SynerGEE input can be obtained in terms of the power output of the available data.

4.9. SynerGEE Modeling

Load flow analysis was done for each feeder to determine the technical power loss. The software program "SynerGEE Electric 3.5" was used for the analysis. The figure 5.7 shows the layout of LV feeders of the Puwakgas handiya, RB039 substation on the SynerGEE platform. The feeders were constructed and shown separately

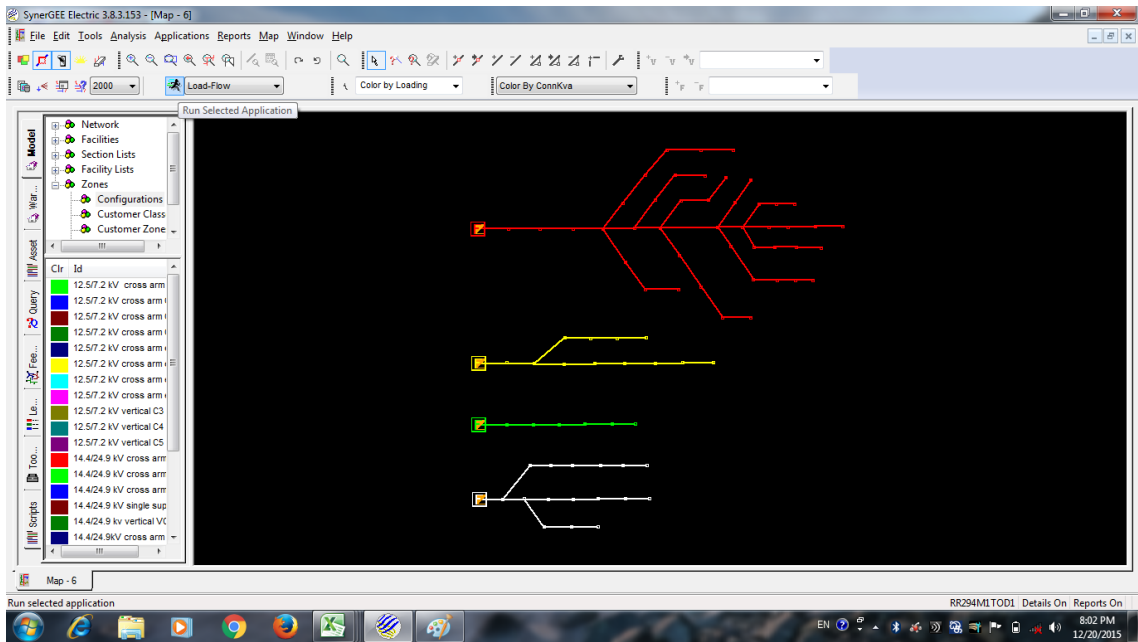


Figure 4.7 Layout of LV feeders of the Puwaggas handiya, RB039 substation

The figure shows a screenshot of the load flow analysis results for the feeders of different TOU's.

Feeder Summary																
Source Id	Demand				Amps				Volts		Connected		Load		Loss	
	kW	kvar	kVA	pf	Avg	%	% Imb	Neut	Avg	% Imb	c.Cust	c.kVA	kW	kvar	kW	%
Feeder for Unknown																
Feeder 1	9	3	9	93	14	---	5.42	1	100.00	0.00	0	0	9	3	0	0.27
Feeder 2	16	6	17	93	29	---	21.19	7	100.00	0.00	0	0	15	6	0	0.88
Feeder 3	14	6	15	93	26	---	29.73	10	100.00	0.00	0	0	14	6	0	1.78
Feeder 4	29	10	30	94	45	---	1.48	1	100.00	0.00	0	0	27	10	2	6.14
Unknown Totals	67	26	72	93	N/A	N/A	N/A	N/A	N/A	N/A	0	0	65	25	2	3.24

Figure 4.8 Load Flow summary of time interval 05.30 to 18.30 (TOU 1)

Feeder Summary																
Source Id	Demand				Amps				Volts		Connected		Load		Loss	
	kW	kvar	kVA	pf	Avg	%	% Imb	Neut	Avg	% Imb	c.Cust	c.kVA	kW	kvar	kW	%
Feeder for Unknown																
Feeder 1	4	0	4	100	7	---	14.61	1	100.00	0.00	0	0	4	0	0	0.14
Feeder 2	14	2	14	99	24	---	13.35	5	100.00	0.00	0	0	14	2	0	0.73
Feeder 3	15	3	16	99	25	---	14.45	5	100.00	0.00	0	0	15	3	0	1.44
Feeder 4	43	7	43	99	64	---	2.65	2	100.00	0.00	0	0	39	6	4	8.47
Unknown Totals	77	12	78	99	N/A	N/A	N/A	N/A	N/A	N/A	0	0	73	12	4	5.17

Figure 4.9 Load Flow summary of time interval 18.30 to 22.30 (TOU 2)

Feeder Summary																
Source Id	Demand				Amps				Volts		Connected		Load		Loss	
	kW	kvar	kVA	pf	Avg	%	% Imb	Neut	Avg	% Imb	c.Cust	c.kVA	kW	kvar	kW	%
Feeder Summary																
Feeder 1																
3	1	3	95	5	---	7.67	1	100.00	0.00	0	0	3	1	0	0.10	
Feeder 2																
9	2	9	97	14	---	13.05	2	100.00	0.00	0	0	9	2	0	0.46	
Feeder 3																
9	3	9	96	15	---	16.46	3	100.00	0.00	0	0	9	3	0	0.90	
Feeder 4																
24	7	25	96	37	---	2.08	2	100.00	0.00	0	0	23	7	1	4.97	
Unknown Totals																
45	13	47	96	N/A	N/A	N/A	N/A	N/A	N/A	0	0	44	13	1	2.93	

Figure 4.10 Load Flow summary of time interval 22.30 to 0530 (TOU 3)

The Puwakgas handiya, RB039 transformer technical power loss results are shown in the table 4.14

Table 4.14 Puwakgas handiya, RB039 transformer feeder wise technical power loss

Feeder	Line Length (km)	TOU	Load		Loss		
			kW	kWh/Day	%	kW	kWh/Day
Feeder1	0.26	TOU1	9	117	0.27	0.024	0.32
		TOU2	4	16	0.14	0.006	0.02
		TOU3	3	21	0.10	0.003	0.02
Feeder2	1.01	TOU1	15	195	0.88	0.132	1.72
		TOU2	14	56	0.73	0.102	0.41
		TOU3	9	63	0.46	0.041	0.29
Feeder3	1.18	TOU1	14	182	1.78	0.249	3.24
		TOU2	15	60	1.44	0.216	0.86
		TOU3	9	63	0.90	0.081	0.57
Feeder4	2.21	TOU1	27	351	6.14	1.661	21.59
		TOU2	39	156	8.47	3.307	13.23
		TOU3	23	161	4.97	1.143	8.00
TOTAL	4.66			1441	3.49		50.30

A similar analysis was done for the other five substations and recorded in Appendix 6 Selected six transformers were modeled in SynerGEE and detail summary of feeder wise technical power loss as below the tables 4.15 & 4.16.

- Distribution network with 70 mm² ABC conductors

Table 4.15 Feeder wise technical power loss (ABC)

T/F NO.	Feeder	Line Length(km)	TOU	Load		Loss		
				kW	kWh/Day	%	kW	kWh/Day
RB039	Feeder1	0.26	TOU1	9	117	0.27	0.02	0.32
			TOU2	4	16	0.14	0.01	0.02
			TOU3	3	21	0.1	0.00	0.02
	Feeder2	1.01	TOU1	15	195	0.88	0.13	1.72
			TOU2	14	56	0.73	0.10	0.41
			TOU3	9	63	0.46	0.04	0.29
	Feeder3	1.18	TOU1	14	182	1.78	0.25	3.24
			TOU2	15	60	1.44	0.22	0.86
			TOU3	9	63	0.9	0.08	0.57
	Feeder4	2.21	TOU1	27	351	6.15	1.66	21.59
			TOU2	39	156	8.48	3.31	13.23
			TOU3	23	161	4.97	1.14	8.00
	TOTAL	4.66				1441	3.49	
RR110	Feeder1	0.59	TOU1	76	988	3.98	3.02	39.32
			TOU2	37	148	1.88	0.70	2.78
			TOU3	31	217	1.54	0.48	3.34
	Feeder2	0.34	TOU1	14	182	0.63	0.09	1.15
			TOU2	11	44	0.38	0.04	0.17
			TOU3	7	49	0.25	0.02	0.12
	TOTAL	0.93				1628	2.88	
RR075	Feeder1	0.56	TOU1	16	208	1.23	0.20	2.56
			TOU2	24	96	1.83	0.44	1.76
			TOU3	13	91	1.03	0.13	0.94
	Feeder2	0.7	TOU1	13	169	0.93	0.12	1.57
			TOU2	23	92	1.4	0.32	1.29
			TOU3	12	84	0.81	0.10	0.68
	Feeder3	1.15	TOU1	25	325	2.86	0.72	9.30
			TOU2	40	160	4.21	1.68	6.74
			TOU3	21	147	2.4	0.50	3.53
	Feeder4	0.68	TOU1	19	247	0.65	0.12	1.61
			TOU2	27	108	0.78	0.21	0.84
			TOU3	15	105	0.45	0.07	0.47
	Feeder5	0.47	TOU1	10	130	0.27	0.03	0.35
			TOU2	16	64	0.37	0.06	0.24
			TOU3	8	56	0.21	0.02	0.12
TOTAL	3.56				2082	1.54		32.0

- Distribution network with FLY conductors

Table 4.16 Feeder wise technical power loss (FLY)

T/F NO.	Feeder	Line Length(km)	TOU	Load		Loss			
				kW	kWh/Day	%	kW	kWh/Day	
RK037	Feeder1	1.05	TOU1	16	208	0.35	0.06	0.73	
			TOU2	24	96	0.52	0.12	0.50	
			TOU3	14	98	0.29	0.04	0.28	
	Feeder2	2.45	TOU1	33	429	3.41	1.13	14.63	
			TOU2	53	212	5.19	2.75	11.00	
			TOU3	28	196	2.66	0.74	5.21	
	TOTAL	3.5				1239	2.61		32.4
	RR227	Feeder1	0.14	TOU1	27	351	1.03	0.28	3.62
				TOU2	27	108	0.92	0.25	0.99
TOU3				17	119	0.58	0.10	0.69	
Feeder2		1.39	TOU1	16	208	0.54	0.09	1.12	
			TOU2	18	72	0.61	0.11	0.44	
			TOU3	10	70	0.35	0.04	0.25	
Feeder3		0.5	TOU1	76	988	0.67	0.51	6.62	
			TOU2	37	148	0.32	0.12	0.47	
			TOU3	32	224	0.28	0.09	0.63	
TOTAL		2.03				2288	0.65		14.8
RR294		Feeder1	1.14	TOU1	19	247	0.98	0.19	2.42
				TOU2	29	116	1.42	0.41	1.65
	TOU3			16	112	0.81	0.13	0.91	
	Feeder2	0.34	TOU1	24	312	1.04	0.25	3.24	
			TOU2	17	68	0.57	0.10	0.39	
			TOU3	12	84	0.45	0.05	0.38	
	Feeder3	0.14	TOU1	5	65	0.09	0.00	0.06	
			TOU2	8	32	0.13	0.01	0.04	
			TOU3	4	28	0.07	0.00	0.02	
	Feeder4	0.5	TOU1	10	130	0.15	0.02	0.20	
			TOU2	13	52	0.21	0.03	0.11	
			TOU3	7	49	0.12	0.01	0.06	
	TOTAL	2.12				1295	0.73		9.5

4.10. Power loss of feeder vs. load

Based on the results that have been obtained with the SynerGEE model, the power loss for each feeder was calculated for 3 different power levels. By considering the results

for each feeder respectively, a relationship for the power loss of each feeder has to be built.

$$P_{Loss} = I^2 \times R_{Line}$$

$$P_{Out} = V \times I$$

$$P_{Loss} = k \times P_{Out}^2$$

$$\frac{P_{Loss}}{P_{Out}} \% = k' \times P_{Out}$$

$$Y = m X$$

It can be deduced from above equation that there is a linear relationship between these parameters. By using thus obtained results, equations relevant to each of the feeders could be developed as shown below. As an example, the formula for the feeder 4 of RB 039 transformer could be built as follows.

Table4.17 Feeder 4 of RB039 transformer TOU wise power & technical power losses

RR 039	Load	Loss	
Feeder 4	kW	kW	%
TOU1	27	1.66	6.15
TOU2	39	3.31	8.48
TOU3	23	1.14	4.97

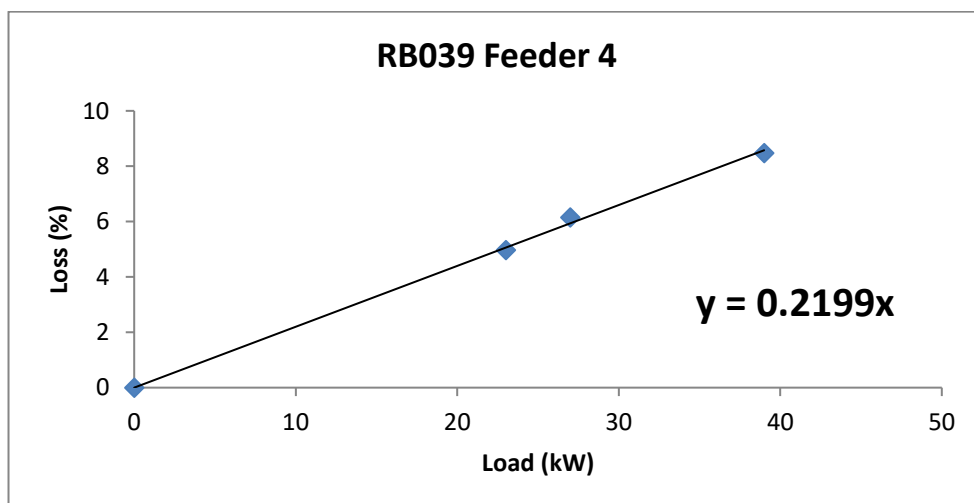


Figure 4.11 Feeder 4 of RB039 transformer TOU wise power & technical power

Technical power loss formula of feeder 4 of RB 039 transformer could be built as follows.

$$\frac{P_{Loss}}{P_{Out}} \% = 0.2199 \times P_{Out}$$

Similarly, the percentage power loss for the rest of the feeders can be calculated and the results of the calculations are shown in the tables 4.18 & 4.19.

- Distribution network with 70 mm² ABC conductors

Table 4.18 Technical power loss formulas of the feeders - ABC

T/F NO.	Feeder	Line Length (km)	Formula
RB039	Feeder1	0.26	y = 0.031x
	Feeder2	1.01	y = 0.0549x
	Feeder3	1.18	y = 0.1088x
	Feeder4	2.21	y = 0.2199x
RR075	Feeder1	0.56	y = 0.0769x
	Feeder2	0.7	y = 0.0641x
	Feeder3	1.15	y = 0.1089x
	Feeder4	0.68	y = 0.0305x
	Feeder5	0.47	y = 0.0245x
RR110	Feeder1	0.59	y = 0.0518x
	Feeder2	0.34	y = 0.0403x

- Distribution network with FLY conductors

Table 4.19 Technical power loss formulas of the feeders - FLY

T/F NO.	Feeder	Line Length (km)	Formula
RK037	Feeder1	1.05	$y = 0.0215x$
	Feeder2	2.45	$y = 0.0987x$
RR227	Feeder1	0.14	$y = 0.0358x$
	Feeder2	1.39	$y = 0.034x$
	Feeder3	0.5	$y = 0.0088x$
RR294	Feeder1	1.14	$y = 0.0499x$
	Feeder2	0.34	$y = 0.0397x$
	Feeder3	0.14	$y = 0.0169x$
	Feeder4	0.5	$y = 0.0499x$

4.11. Power loss vs. feeder length

By using the above formulas, the power loss for a feeder for its different power levels can be calculated. For an example, for the feeder 4 of RB 039 transformer, the technical power loss for its respective power levels is as follows which is represented in terms of percentage power loss.

$$\frac{P_{Loss}}{P_{Out}} \% = 0.2199 \times P_{Out}$$

$$P_{Out} = 10kW \rightarrow \frac{P_{Loss}}{P_{Out}} \% = 2.20\%$$

$$P_{Out} = 20kW \rightarrow \frac{P_{Loss}}{P_{Out}} \% = 4.40\%$$

$$P_{Out} = 30kW \rightarrow \frac{P_{Loss}}{P_{Out}} \% = 6.60\%$$

Similarly, the percentage power loss for the rest of the feeders can be calculated. The results of the calculations are shown in the tables 4.20 & 4.21.

- Distribution network with 70 mm² ABC conductors

Table 4.20 Power loss of feeder for different power levels - ABC

T/F No.	Feeder No.	Formula	Feeder Length (km)	Power Loss (%)				
				10kW	20kW	30kW	40kW	50kW
RB039	Feeder1	$y = 0.0310x$	0.26	0.31	0.62	0.93	1.24	1.55
	Feeder2	$y = 0.0549x$	1.01	0.55	1.10	1.65	2.20	2.75
	Feeder3	$y = 0.1088x$	1.18	1.09	2.18	3.26	4.35	5.44
	Feeder4	$y = 0.2199x$	2.21	2.20	4.40	6.60	8.80	11.00
RR075	Feeder1	$y = 0.0769x$	0.56	0.77	1.54	2.31	3.08	3.85
	Feeder2	$y = 0.0641x$	0.70	0.64	1.28	1.92	2.56	3.21
	Feeder3	$y = 0.1089x$	1.15	1.09	2.18	3.27	4.36	5.45
	Feeder4	$y = 0.0305x$	0.68	0.31	0.61	0.92	1.22	1.53
	Feeder5	$y = 0.0245x$	0.47	0.25	0.49	0.74	0.98	1.23
RR110	Feeder1	$y = 0.0518x$	0.59	0.52	1.04	1.55	2.07	2.59
	Feeder2	$y = 0.0403x$	0.34	0.40	0.81	1.21	1.61	2.02

- Distribution network with FLY conductors

Table 4.21 Power loss of feeder for different power levels - FLY

T/F No.	Feeder No.	Formula	Feeder Length (km)	Power Loss (%)				
				10kW	20kW	30kW	40kW	50kW
RK037	Feeder1	$y = 0.0215x$	1.05	0.22	0.43	0.65	0.86	1.08
	Feeder2	$y = 0.0987x$	2.45	0.99	1.97	2.96	3.95	4.94
RR227	Feeder1	$y = 0.0358x$	0.14	0.36	0.72	1.07	1.43	1.79
	Feeder2	$y = 0.0340x$	1.39	0.34	0.68	1.02	1.36	1.70
	Feeder3	$y = 0.0088x$	0.50	0.09	0.18	0.26	0.35	0.44
RR294	Feeder1	$y = 0.0499x$	1.14	0.50	1.00	1.50	2.00	2.50
	Feeder2	$y = 0.0397x$	0.34	0.40	0.79	1.19	1.59	1.99
	Feeder3	$y = 0.0169x$	0.14	0.17	0.34	0.51	0.68	0.85
	Feeder4	$y = 0.0499x$	0.50	0.50	1.00	1.50	2.00	2.50

Using these results, a relationship could be formed between feeder length and the power loss for each of the conductor types separately. Power Loss variation with feeder length under Constant load condition.

$$P_{Loss} = I^2 \times R_{Line}$$

$$P_{Loss} = I^2 \times \left(\frac{\rho l}{A} \right)$$

$$\text{if } P_{Out} = \text{Constant}$$

$$\therefore I = \text{Constant}$$

$$\frac{P_{Loss}}{P_{Out}} \% = k \times l$$

$$Y = m X$$

It can be deduced from above equation that there is a linear relationship between these parameters.

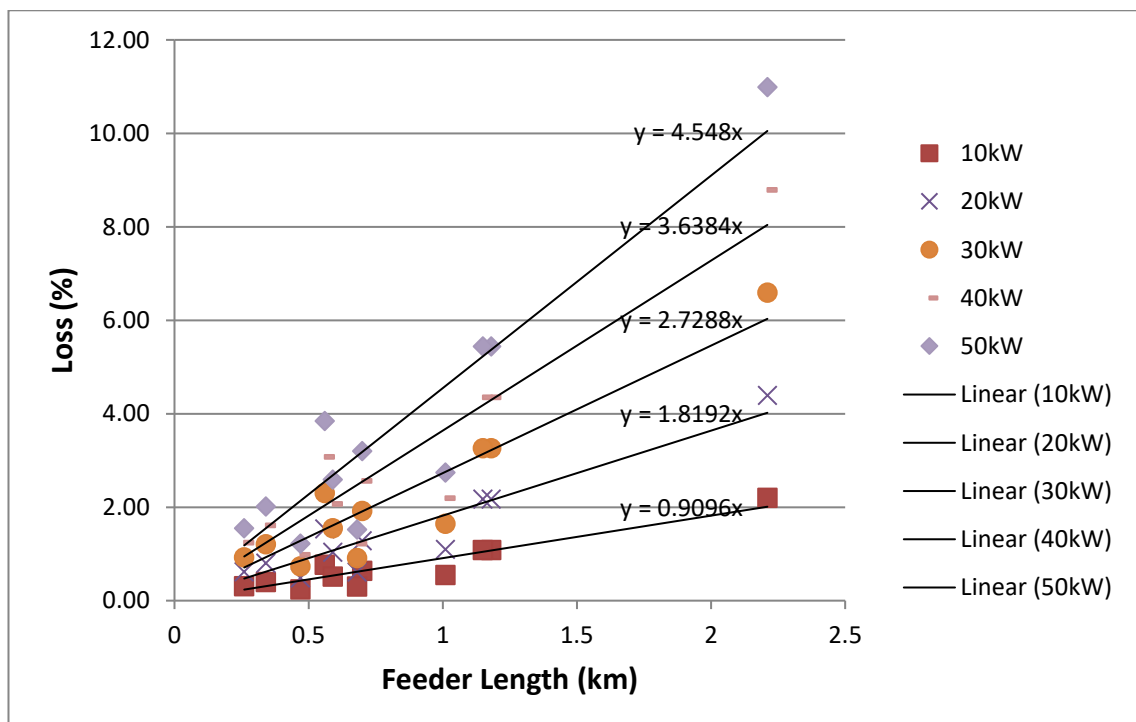


Figure 4.12 Feeder Lengths vs. Loss - ABC

Trend lines can be generated under different power levels. These trend lines are linear according to above equation.

Table4.22 Trend line gradient - ABC

Feeder Load	Formula	Trend line Gradient
10kW	$y = 0.9096x$	0.9096
20kW	$y = 1.8192x$	1.8192
30kW	$y = 2.7288x$	2.7288
40kW	$y = 3.6384x$	3.6384
50kW	$y = 4.5480x$	4.5480

Then relationships need to be developed between trend line gradient and feeder load.

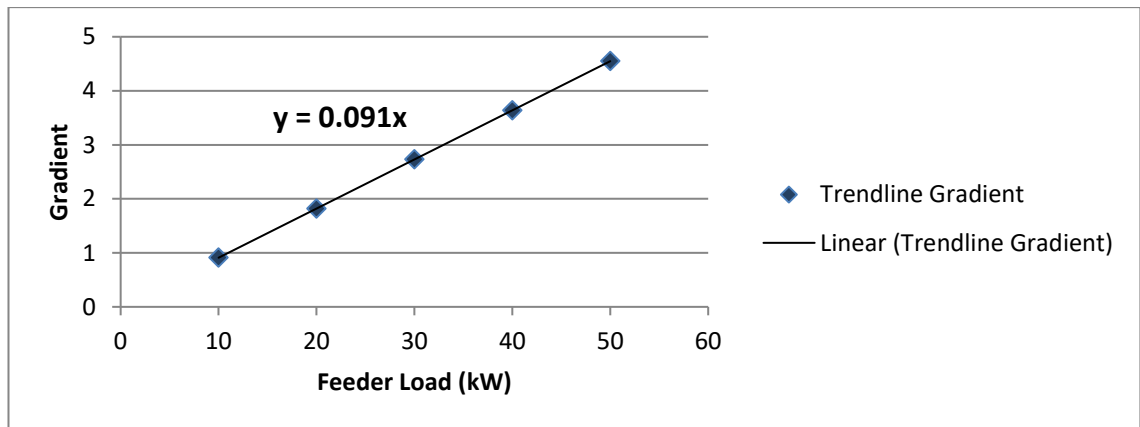


Figure 4.13Trendline Gradient vs. Load - ABC

By using these obtained results, equations relevant to each of the feeders could be developed as shown below.

$$\frac{P_{Loss}}{P_{Out}} \% = k \times l$$

$$k = 0.091 \times P_{Out}$$

$\frac{P_{Loss}}{P_{Out}} \% = (0.091 \times P_{Out}) \times l$

Similarly, an equation for Fly type cables can be formed. Details are shown in Appendix 7.

$$\frac{P_{Loss}}{P_{Out}} \% = (0.0381 \times P_{Out}) \times l$$

Since the CEB doesn't have feeder wise data, this has to be generalized to transformer level. But only 3 transformers for a conductor type have been used so far for this study. Thus, this sample size should be increased such that one conductor type has a sample size containing 10 transformers.

4.12. Energy Loss Calculation of Transformers

For the energy loss calculation of thus selected transformers following information's are required.

1. Feeder length - km
2. Conductor type – 70 mm² ABC / FLY
3. Tariff wise energy consumption of Feeder (kWh)

Using the 3 steps described below, the energy loss of the transformer can be calculated.

- Step 1

Load Profile Generation – Using typical load profile of different tariff category and Tariff wise energy consumption

- Step 2

Power output calculation of different TOU's - P_{Out}

- Step 3

Energy Loss Calculation of Feeder – Using generated formula

$$ABC - \frac{P_{Loss}}{P_{Out}} \% = (0.091 \times P_{Out}) \times l$$

$$\text{FLY} - \frac{P_{\text{Loss}}}{P_{\text{Out}}} \% = (0.0381 \times P_{\text{Out}}) \times l$$

The transformer of Sethsiri Mw (RR025) was taken as an example and energy loss can be calculated as stated below.

Conductor type – 70 mm² ABC

No. of feeders – 3

Feeder wise and tariff wise energy consumption are shown in the table 4.23.

Table4.23Feeder wise and tariff wise energy consumption

RR025	Line Length (km)	Energy Consumption (kWh/month)		
		Domestic	Industrial	General Purpose
Feeder1	0.457	13215	1328	3351
Feeder2	0.801	23163	2327	5874
Feeder3	0.250	7229	726	1833

As described in Chapter 3, the load profiles of the transformers can be calculated using the results from the amount of energy provided under each tariff category and the typical load profiles relevant to each tariff category.

Table4.24Feeder wise and TOU wise energy consumption

RR025	Line Length (km)	Power Consumption (kW)		
		TOU1	TOU2	TOU3
Feeder1	0.457	26	32	18
Feeder2	0.801	46	55	32
Feeder3	0.250	14	17	10

By using the above developed equation, the power loss for a feeder for it's under different TOU can be calculated.

Table4.25 Calculated technical power loss of Feeders in RR025

RR025	Line Length (km)	Power Consumption (kW)			$(P_{Loss}/P_{Out})\% = (0.091 \times P_{Out}) \times l$		
		D	I	GP	TOU 1	TOU 2	TOU 3
Feeder1	0.457	26	32	18	1.1	1.31	0.76
Feeder2	0.801	46	55	32	3.37	4.03	2.33
Feeder3	0.25	14	17	10	0.33	0.39	0.23

RR025 transformer percentage energy loss can be calculated using the above results.

Table4.26 RR025 transformer percentage energy loss

T/F No.	Total Energy Sale (kWh/month)	Line Length (km)	Energy Loss (%)
RR025	59,046	1.51	2.12

Following the steps described above, can obtain the percentage energy loss of the other transformers as well. The results of the calculations are shown in the tables 4.27 & 4.28.

- Distribution network with 70 mm² ABC conductors

Table 4.27 Calculated technical power loss of T/Fs - ABC

	T/F No.	Total Energy Sale (kWh/month)	Line Length (km)	Energy Loss (%)
1	RB039	43,230	4.66	3.5
2	RR110	48,840	0.93	1.97
3	RR075	62,460	3.56	1.61
4	RR074	70,404	1.68	4.73
5	RR025	59,046	1.51	2.12
6	RR086	17,250	2.15	1.66
7	RB005	108,498	2.77	5.21
8	RK068	15,234	2.81	1.43
9	RR067	41,702	2.41	1.04
10	RR267	74,590	1.91	2.6

- Distribution network with FLY conductors

Table 4.28 Calculated technical power loss of T/Fs - FLY

	T/F No.	Total Energy Sale (kWh/month)	Line Length (km)	Energy Loss (%)
1	RK037	37,170	3.5	2.68
2	RR227	68,640	2.03	2.68
3	RR294	38,850	2.12	0.78
4	RR078	56,782	1.57	0.91
5	RK021	42,420	3	1.78
6	RK062	47,423	3.9	2.67
7	RB002	60,145	2.77	2.34
8	RK050	73,200	4.39	2.47
9	RR071	35,270	2.26	0.71
10	RB006	74,769	4.65	3.41

4.13. Energy loss of feeder vs. load

Based on the results that have been obtained, the energy loss for each transformer was calculated for 3 different power levels. By considering the results for each feeder respectively, a relationship for the Energy loss of each feeder has to be built.

$$E_{Loss} = I^2 \times R_{Line} \times t$$

$$E_{Out} = V \times I \times t$$

$$E_{Loss} = k \times E_{Out}^2$$

$$\frac{E_{Loss}}{E_{Out}} \% = k' \times E_{Out}$$

$$Y = m X$$

It can be deduced from above equation that there is a linear relationship between these parameters. By using thus obtained results, equations relevant to each of the transformers could be developed as shown below. For an example, Sethsiri Mw (RR025) transformer, the technical power loss for its respective energy levels is as follows which is represented in terms of percentage energy loss.

Energy sale of Sethsiri Mw (RR025)transformer – 59,046 kWh

Percentage energy loss of Sethsiri Mw (RR025)transformer – 2.12%

$$k' = \frac{2.12}{59,046 \text{ kWh}}$$

$$E_{Out} = 10,000 \text{ kWh} \rightarrow \frac{E_{Loss}}{E_{Out}} \% = 0.36\%$$

$$E_{Out} = 20,000 \text{ kWh} \rightarrow \frac{E_{Loss}}{E_{Out}} \% = 0.52\%$$

Similarly, the percentage energy loss for the rest of the transformers can be calculated.

The results of the calculations are shown in the table 4.29.

Table4.29 Energy loss of feeder for different Energy levels - ABC

T/F No.	T/F Line Length (km)	Energy Loss (%)					
		10,000 kWh/Month	20,000 kWh/Month	30,000 kWh/Month	40,000 kWh/Month	50,000 kWh/Month	60,000 kWh/Month
RB039	4.66	0.81	1.62	2.43	3.24	4.05	4.86
RR110	0.93	0.40	0.81	1.21	1.61	2.02	2.42
RR075	3.56	0.26	0.52	0.78	1.03	1.29	1.55
RR074	1.68	0.67	1.34	2.01	2.69	3.36	4.03
RR025	1.51	0.36	0.72	1.08	1.44	1.80	2.16
RR086	2.15	0.96	1.93	2.89	3.86	4.82	5.79
RB005	2.77	0.48	0.96	1.44	1.92	2.40	2.88
RK068	2.81	0.94	1.88	2.83	3.77	4.71	5.65
RR067	2.41	0.25	0.50	0.75	1.00	1.25	1.50
RR267	1.91	0.35	0.70	1.05	1.40	1.75	2.09

Using these results, a relationship could be formed between feeder length and the Energy loss for each of the conductor types separately. Power Loss variation with feeder length under Constant load condition.

$$E_{Loss} = I^2 \times R_{Line} \times t$$

$$E_{Loss} = I^2 \times \left(\frac{\rho l}{A} \right)$$

if $E_{Out} = \text{Constant}$

$\therefore I = \text{Constant}$

$$\frac{E_{Loss}}{E_{Out}} \% = k \times l$$

$$Y = m X$$

It can be deduced from above equation that there is a linear relationship between these parameters. By using thus obtained results,

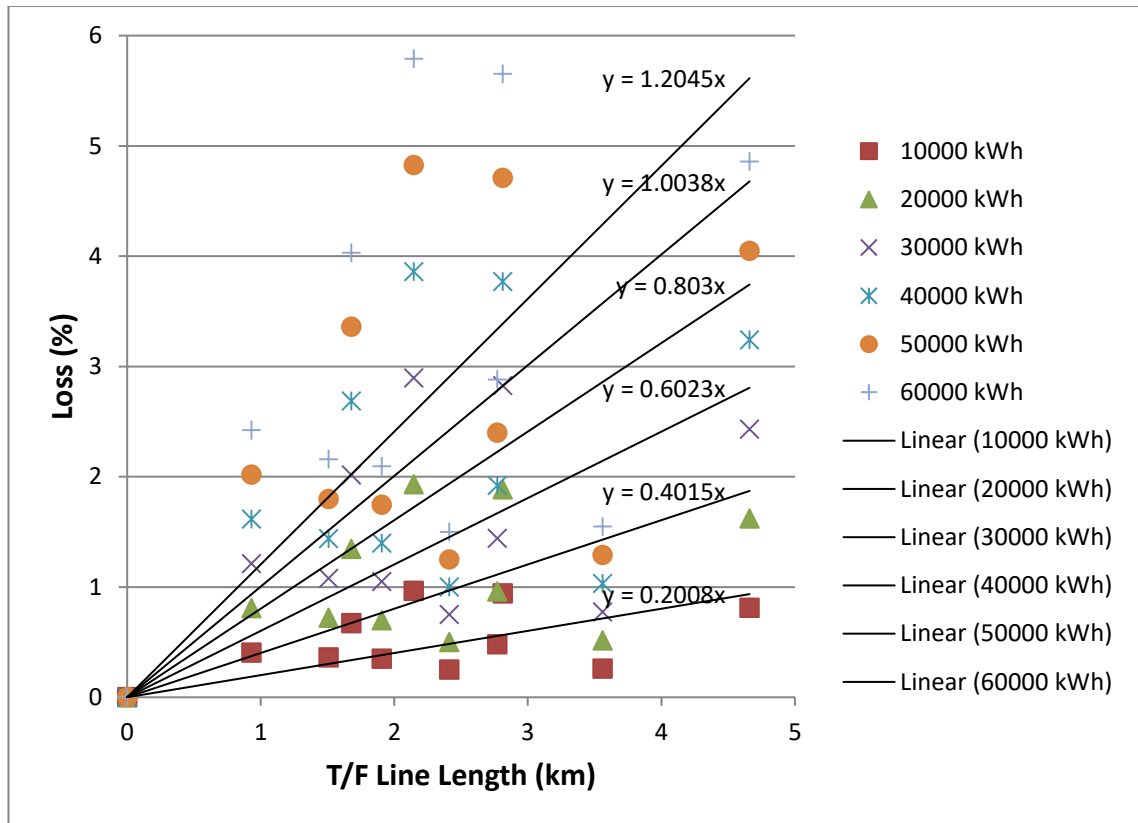


Figure 4.14 Line Length vs. Loss

Trend lines can be generated under different Energy levels. These trend lines are linear according to above equation.

Table4.30 Trend line gradient - ABC

T/F Load	Formula	Trend line Gradient
10,000kWh/month	$y = 0.2008x$	0.2008
20,000kWh/month	$y = 0.4015x$	0.4015
30,000kWh/month	$y = 0.6023x$	0.6023
40,000kWh/month	$y = 0.8030x$	0.8030
50,000kWh/month	$y = 1.0038x$	1.0038
60,000kWh/month	$y = 1.2045x$	1.2045

Then relationships need to be developed between trend line gradient and feeder load.

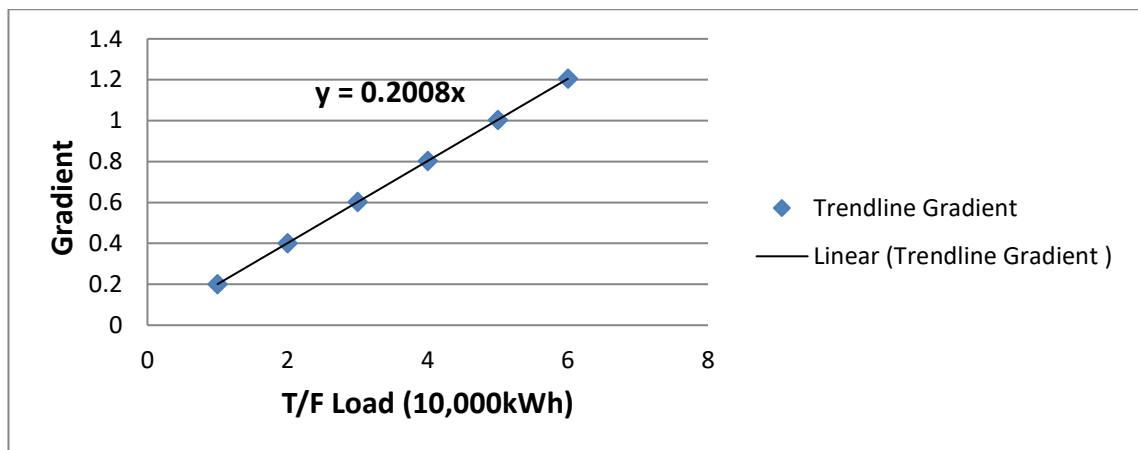


Figure 4.15 Trend line Gradient vs. Load

By using thus obtained results, equation for Energy loss of transformer for distribution network with 70 mm² ABC conductor, can be developed as shown below.

$$\frac{E_{Loss}}{E_{Out}} \% = k \times l \times t$$

$$k = \frac{0.2008}{10000} \times E_{Out}$$

$$\therefore \frac{E_{Loss}}{E_{Out}} \% = (0.0000201 \times E_{Out}) \times l$$

Similarly, an equation for Fly type cables can be formed. Details are shown in Appendix 8.

$$\therefore \frac{E_{Loss}}{E_{Out}} \% = (0.0000124 \times E_{Out}) \times l$$

4.14. Technical Energy loss calculation of Ratmalana Area

Based on the results that have been obtained, the Technical Energy loss of LV network of all 260 transformers in Ratmalana Area was calculated and results are attached under Appendix 9. The summary of the results is shown in the table 4.31.

Table4.31 Summary of Technical Loss of LV network in Ratmalana Area

	70 mm² ABC Dominant	FLY Dominant	Total
No. of Transformer (1)	83	177	260
Total line Length - km (2)	185.4	582.9	768.3
Average Line Length - km/TF (3) = (2) / (1)	2.2	3.3	3.0
Total Energy sale per month - kWh (4)	3,451,874	7,222,753	10,674,627
Average Energy Sale per TF - kWh (5) = (4) / (1)	41,589	40,807	41,056
Total Technical Energy loss of LV network per month - kWh (6)	107,857	169,889	277,746
Technical Energy loss of LV network in Ratmalana Area ((6) / (4)) %	3.12%	2.35%	2.60%

4.15. Transformer Categorization

Based on percentage Technical Loss of LV network, transformers were categorized into three groups as below and Transformers were categorized into two groups' base on the dominance of conductor type. The summary of the results is shown in the table 4.32.

- Category 1 - Above 4.0%
- Category 2 - 1.5% to 4.0%
- Category 3 - Below 1.5%

Table 4.32 Transformer Categorization of Ratmalana Area

Category	Energy Loss	No. of T/F			No. of T/F (%)		
		ABC	FLY	Total	ABC	FLY	Total
Category 1	Above 4.0 %	13	12	25	16%	7%	10%
Category 2	1.5% to 4.0%	29	78	107	35%	44%	41%
Category 3	Below 1.5%	41	87	128	49%	49%	49%

CHAPTER 5

REMARKS AND DISCUSSION

In our efforts to arrest losses, it is of paramount importance that the losses are estimated accurately. It is a pre-requisite before developing strategies to counter losses. Since LV losses have the major share in power system losses, accurately estimating LV losses is a key to proceed. LV loss itself has components which have been discussed in detail in this thesis. The thesis was aimed to calculate technical losses of low voltage network of Ratmalana area.

Out of the 260 transformers that provide electricity to 90,000 ordinary consumers in Ratmalana area, majority of the LV lines of the 83 transformers are consist of 70 mm² ABC cables and the majority of the LV lines of the rest of the 177 transformers are consist of FLY cables. The average LV line length of the transformers with ABC cables is 2.2km and it is 3.3km for the transformers with FLY cables. But the average energy sale of all the transformers is approximately equal. Therefore it is clear that most of the lines are consist of 70 mm² ABC cables when the area is populated.

According to calculations, technical energy loss of LV network in Ratmalana area is 2.60% and it increases to 3.12%, when lines consist with ABC lines and it is 2.35% for FLY lines. The possible reason to have a relatively higher value for the technical energy loss in the transformers with ABC lines is rehabilitating FLY lines into ABC lines as it is without proper concentration. So when rehabilitating lines with FLY lines into ABC lines, more concentration should be paid for the energy loss in the LV lines and special attention should be given to the effect of thumb rule to the energy loss LV lines.

In this study, the transformers with the technical energy loss more than 4% are categorized as transformers with high technical loss and 16% of the ABC consisted transformers and 7% of the FLY consisted transformers belong to this category. Further out of the transformers in Ratmalana area, 50% of the transformers have technical loss less than 1.5%.

By the feeder length vs loss graphs (figure 5.12 for ABC conductor and figure of appendix 7 for FLY conductor) constructed in the study can decide the feeder length according to the feeder power level when designing the feeder with the required % power loss. This result is a very good tool for LV network designing teams when designing LV network. The line lengths are shown in the tables 5.1 & 5.2.

Table 5.1 Feeder lengths for different power levels - 70 mm² ABC

Feeder Load (kW)	Feeder Length (km)		
	Power Loss 1%	Power Loss 2%	Power Loss 3%
10	1.1	2.2	3.3
20	0.5	1.1	1.6
30	0.4	0.7	1.1
40	0.3	0.5	0.8
50	0.2	0.4	0.7

Table 5.2 Feeder lengths for different power levels – FLY

Feeder Load (kW)	Feeder Length (km)		
	Power Loss 1%	Power Loss 2%	Power Loss 3%
10	2.6	5.2	7.9
20	1.3	2.6	3.9
30	0.9	1.7	2.6
40	0.7	1.3	2.0
50	0.5	1.0	1.6

The difference between the 2 studies that have done about the distribution loss of CEB and this study is that former studies have considered the total distribution network (MV network, transformers and LV networks) but this study considers only the LV network deeply. Previous studies have calculated the energy loss using jung's formula after calculating the peak power loss using the SynerGEE model. But in this study the energy loss is calculated after calculating the power loss by running the SynerGEE model at each power levels. So result of this study is more accurate.

Also former studies load allocation have done based on the hypothetical assumptions while in this study load allocation was done based on the 100% accurate information and this methodology was built based on the results obtained.

Losses in electrical power systems have become a serious problem to utilities worldwide. Among the global crisis for energy where the costs are ever increasing, the attention of utilities has shifted towards reduction of losses. The economic, financial and social consequences of power system losses are being gradually understood. As such, utilities and countries as a whole are devising various measures to arrest losses in electrical power systems. However, an initial and essential step towards reduction of losses is accurately estimating losses.

Practically the energy loss of LV network cannot be calculated using software in a way that transmission network loss and medium voltage network loss. Even if is done in that way, it will be costly and inconvenient. So the objective of this study was to calculate the energy loss of LV network using the limited data present at CEB. The total energy sale and the conductor type and line length available in CEB are taken as the inputs for the constructed methodology to calculate the LV network loss in transformer wise. Here, transformer wise technical energy loss of LV network in all the distribution transformers in the Ratmalana area was calculated using the constructed formulas.

According to the results, there are 10% transformers with a loss more than 4%, 40% transformers between 1.5% to 4% and 50% transformers less than 1.5%.

The formula constructed as the first step of this study to calculate the feeder power loss can be used to calculate the power loss in Fly or 70 mm² ABC distribution feeder in any area. But in order to calculate the transformer energy loss, have to concentrate on the consumer mix of the transformer and the consumer load profile of that area. Therefore in order to have an accurate calculation, select few appropriate samples from these areas and calculate feeder power loss from the formula constructed in the first step of this study and thereby a formula is constructed to calculate the transformer energy loss.

Limitation of the study

Only 28 consumer load profiles were considered to develop typical load profiles of consumer categories and it generalized to whole area due to time and resource limitations.

Here the methodology was constructed by assuming that all the lines of the considered transformer have either ABC or FLY. But the practically these lines present in different types.

REFERENCE LIST

- [01] R. Millard and M. Emmerton. “Non-technical losses – how do other countries tackle the problem,” in Proc. Association of Municipal Electricity Utilities Southern Africa Conf., Port Elizabeth, 2009.

- [02] Ceylon Electricity Board, Statistical Digest 2012

- [03] M. D. P. R. Gunathilaka, “An effective method of segregation of losses in distribution,” M. S. thesis, Dept. Elect. Eng., Univ. of Moratuwa, Moratuwa, Sri Lanka, 2014

- [04] N.R. Ramasinghe” Analysis of non-technical losses in distribution network, Mitigation methods and cost,” M. S. thesis, Dept. Elect. Eng., Univ. of Moratuwa, Moratuwa, Sri Lanka, 2013

- [05] Western Province South 1 Ceylon Electricity Board. “Medium Voltage Distribution Development Plan 2015 -2024”, CEB, June 2015.

- [06] Ceylon Electricity Board, Statistical Digest 2015

- [07] Distribution Division 4 Ceylon Electricity Board. “Financial Statements for the Year Ended 2015.12.31”.

- [08] Distribution Division 4 Ceylon Electricity Board. “Medium Voltage Development Studies Distribution Region 4 2013 – 2022”, CEB, Colombo, Mar. 2013.

- [09] Public Utilities Commission Sri Lanka. “Performance Report of Distribution Licensees 2014” PUCSL, Colombo, 30th July 2015.

- [10] Distribution Division 4 Ceylon Electricity Board. “Medium Voltage Development Studies Distribution Region 4 2011 – 2020”, CEB, Colombo, Mar. 2011.

- [11] H.R.P. Wanniarachchi, W.D.A.S. Wijayapala, "Modeling of distribution losses in an urban environment and strategies for distribution loss reduction", March 2011, pp 3-13
- [12] Raksanai Nidhiritdhikrai, Kulyos Audomvongseree and Bundhit Eua-arporn, "Loss Assessment in a Low-Voltage Distribution System" IEEE 6th International conference, 2009.
- [13] L. Queiroz, C. Cavellucci, C. Lyra, "Evaluation of technical losses estimation in LV power distribution system", IEEE 20th International conference and Exhibition, 2009.

T/F NO.	Conductor Type	Tariff wise Consumption (kWh)				Total (kWh)	LT Line Length(km)	
		Domestic	Industrial	GP	Religious			
1	B002	ABC	33,800	2,959	23,386	0	60,145	3.76
2	B003	FLY	49,477	213	4,553	365	54,609	4.01
3	B005	ABC	36,352	0	2,344	0	38,696	1.48
4	B006	FLY	66,636	427	6,902	804	75,573	3.82
5	B007	FLY	41,030	917	6,249	14	48,209	3.14
6	B008	FLY	26,336	2,271	4,928	39	33,574	3.31
7	B009	FLY	60,264	12,632	18,075	1,143	92,114	4.02
8	B011	FLY	45,311	4,117	7,151	388	56,967	3.32
9	B015	FLY	6,306	174	285	0	6,765	0.60
10	B016	ABC	32,857	323	9,355	867	43,402	1.20
11	B017	ABC	28,344	5,456	23,910	360	58,070	3.13
12	B018	ABC	23,565	7,936	22,291	228	54,020	3.02
13	B019	FLY	54,695	4,032	7,397	0	66,124	4.93
14	B020	FLY	47,714	4,133	24,562	31	76,439	3.83
15	B022	FLY	36,084	294	3,129	0	39,507	3.21
16	B023	FLY	37,469	533	4,968	803	43,773	3.27
17	B024	FLY	53,682	461	2,148	0	56,291	4.65
18	B025	FLY	39,056	1,830	5,847	0	46,733	3.91
19	B027	ABC	35,857	2,143	47,282	0	85,282	2.49
20	B028	FLY	43,024	972	6,970	314	51,280	3.03
21	B029	FLY	10,411	0	6,425	0	16,837	3.53
22	B031	FLY	62,895	2,054	11,528	710	77,187	5.76
23	B032	FLY	55,851	4,951	6,637	301	67,740	4.12
24	B034	ABC	16,184	7,194	60,611	0	83,988	2.96
25	B036	ABC	8,246	374	92,801	0	101,421	3.10
26	B037	FLY	47,442	1,197	13,958	149	62,746	4.61
27	B038	FLY	25,699	8,489	14,122	681	48,992	2.72
28	B039	ABC	24,456	988	20,967	371	43,230	4.66
29	B040	FLY	44,526	0	12,027	327	56,879	3.31
30	B041	FLY	39,090	1,559	28,318	0	68,967	5.46
31	B042	FLY	848	0	741	0	1,589	3.59
32	B043	FLY	64,233	906	11,155	0	76,295	4.69
33	B044	FLY	89,296	1,152	12,164	0	102,613	4.80
34	B045	FLY	55,079	7,065	23,235	550	85,929	3.47
35	B053	FLY	29,559	0	2,636	1,564	33,758	3.38
36	B055	FLY	20,687	0	1,986	438	23,111	3.90
37	B056	FLY	39,750	0	2,883	214	42,848	3.52
38	B057	FLY	31,880	6,316	1,650	27	39,873	3.85
39	B058	FLY	43,082	5,445	10,875	34	59,436	4.41
40	B061	FLY	15,851	0	5,444	4	21,299	0.90
41	B062	FLY	44,238	166	5,653	734	50,791	3.86
42	B065	ABC	24,708	894	17,199	0	42,801	2.26
43	B066	FLY	69,166	632	5,379	554	76,285	5.22
44	B067	FLY	39,802	368	2,918	0	43,088	4.71
45	B070	FLY	41,173	577	11,368	0	53,118	3.21
46	B072	ABC	22,144	20,457	24,782	0	67,383	1.89
47	B073	FLY	13,737	74	347	0	14,159	0.81
48	B074	FLY	40,498	2,348	5,042	0	47,888	3.92
49	B075	FLY	30,244	0	4,737	28	35,010	2.48
50	B076	ABC	38,743	4,820	6,524	0	50,087	2.66
51	B079	FLY	49,922	1,251	10,086	0	61,258	3.10
52	B080	FLY	42,424	682	2,456	0	45,562	3.86
53	B081	FLY	48,083	1,211	1,801	0	51,096	3.77
54	B089	FLY	7,251	99	2,889	0	10,239	1.69
55	B096	FLY	20,550	0	244	0	20,794	2.06
56	B099	FLY	38,676	24,806	8,067	0	71,550	2.59
57	B100	ABC	13,025	26	14,545	0	27,597	3.50
58	B102	ABC	20,971	0	17,736	790	39,498	1.30
59	B103	FLY	19,986	2,078	14,041	92	36,197	2.10

T/F NO.	Conductor Type	Tariff wise Consumption (kWh)				Total (kWh)	LT Line Length(km)	
		Domestic	Industrial	GP	Religious			
60	B104	ABC	20,340	0	44,006	416	65,177	3.09
61	B105	FLY	35,921	4,243	6,732	0	46,897	3.13
62	B106	ABC	0	0	5,576	0	5,576	1.80
63	B108	ABC	41,021	65	4,539	0	45,625	1.60
64	B109	ABC	13,488	4,673	20,183	47	38,392	1.30
65	B110	ABC	1,743	0	1,242	0	2,984	1.40
66	B111	ABC	2,600	0	217	0	2,817	1.60
67	B113	FLY	15,519	0	7,184	437	23,140	2.37
68	B115	FLY	31,375	183	9,616	724	41,898	1.93
69	B116	FLY	16,156	7,883	2,761	52	26,853	2.34
70	B117	FLY	32,386	2,616	1,249	0	36,251	3.82
71	B121	ABC	72	24	7,611	0	7,707	0.50
72	B123	FLY	19,828	391	2,725	0	22,944	2.17
73	B124	ABC	29,563	9,962	3,711	243	43,478	2.24
74	B126	FLY	28,420	488	4,985	795	34,687	2.07
75	B127	ABC	1,245	0	68,787	708	70,740	3.60
76	B128	FLY	32,768	2,699	2,784	0	38,251	2.71
77	B138	FLY	23,852	4,755	840	339	29,786	1.83
78	B141	FLY	17,346	0	1,874	71	19,290	2.88
79	B142	FLY	8,402	0	293	0	8,695	2.30
80	B143	FLY	24,977	0	786	20	25,783	2.72
81	B146	FLY	12,232	0	82	0	12,314	3.20
82	K001	FLY	72,262	3,069	14,216	1,182	90,730	3.40
83	K002	FLY	42,215	0	11,684	362	54,261	1.30
84	K004	FLY	32,742	0	12,381	401	45,523	3.10
85	K006	FLY	27,407	11,309	4,478	645	43,839	2.40
86	K007	FLY	38,803	2,599	2,499	874	44,774	2.80
87	K008	FLY	9,869	0	221	0	10,090	3.80
88	K012	FLY	43,513	0	4,332	193	48,038	4.00
89	K013	FLY	56,410	455	2,913	77	59,855	3.80
90	K017	FLY	40,186	15,830	4,046	187	60,249	3.60
91	K018	FLY	37,778	3,968	5,695	220	47,661	3.90
92	K019	FLY	29,785	659	4,761	203	35,407	3.10
93	K021	FLY	41,021	0	1,201	198	42,618	4.10
94	K023	FLY	50,248	508	9,166	0	59,922	3.40
95	K024	FLY	34,638	2,531	1,540	157	38,866	3.40
96	K026	FLY	52,379	307	11,245	562	64,494	3.90
97	K027	FLY	59,248	3,113	6,492	47	68,900	3.95
98	K030	FLY	31,734	9,943	74,108	929	116,713	3.20
99	K031	FLY	26,974	55	3,555	0	30,585	3.70
100	K034	FLY	65,789	6,482	17,935	627	90,833	4.20
101	K035	FLY	24,385	271	2,199	257	27,113	2.40
102	K036	FLY	70,564	1,131	17,915	334	89,943	4.10
103	K037	FLY	39,126	3,272	1,214	0	43,612	3.50
104	K038	FLY	12,977	121	1,045	0	14,143	2.50
105	K039	FLY	53,975	2,907	23,511	600	80,993	4.10
106	K040	FLY	54,078	4,412	6,279	71	64,840	4.00
107	K041	FLY	37,190	2,590	8,460	537	48,777	3.80
108	K042	ABC	84,182	29,905	6,697	598	121,383	3.50
109	K043	FLY	41,745	1,508	4,444	0	47,697	4.50
110	K044	FLY	29,712	6,281	1,331	70	37,393	3.10
111	K045	FLY	29,077	3,006	7,571	258	39,912	3.50
112	K047	FLY	45,101	1,611	29,097	588	76,396	4.30
113	K048	FLY	30,205	315	7,400	0	37,920	4.20
114	K049	FLY	17,719	17,289	14,510	757	50,274	3.10
115	K050	FLY	61,502	4,141	7,087	469	73,669	3.20
116	K051	FLY	72,671	14,137	18,015	246	105,069	3.00
117	K053	FLY	6,862	0	256	0	7,119	2.60
118	K055	FLY	34,185	470	2,395	324	37,373	3.90

T/F NO.	Conductor Type	Tariff wise Consumption (kWh)				Total (kWh)	LT Line Length(km)	
		Domestic	Industrial	GP	Religious			
119	K056	FLY	3,230	494	2,670	0	6,394	1.90
120	K057	FLY	2,789	0	2,915	0	5,704	2.50
121	K058	FLY	31,172	7,018	11,702	520	50,411	3.50
122	K059	FLY	53,836	1,462	3,528	341	59,167	3.60
123	K060	FLY	14,607	117	3,071	0	17,795	3.40
124	K061	FLY	29,554	0	25,953	0	55,506	3.40
125	K062	FLY	29,837	5,755	11,831	0	47,423	3.80
126	K063	FLY	33,638	36	6,282	514	40,470	3.75
127	K064	FLY	35,508	15,694	10,545	47	61,794	3.10
128	K065	FLY	36,679	2,018	4,375	26	43,098	3.20
129	K066	FLY	51,384	5,066	3,368	53	59,871	4.50
130	K067	FLY	21,255	0	1,074	182	22,511	2.70
131	K068	ABC	14,161	254	209	305	15,539	2.80
132	K069	FLY	40,415	0	3,111	767	44,293	3.90
133	K074	FLY	25,644	196	7,483	290	33,614	3.00
134	K076	FLY	60,546	0	4,320	0	64,865	3.60
135	K078	FLY	32,671	0	994	0	33,665	3.40
136	K080	FLY	33,512	1,285	5,873	0	40,670	3.50
137	K081	FLY	44,993	0	2,672	356	48,021	3.80
138	K082	FLY	16,831	431	296	0	17,558	4.10
139	K085	FLY	27,305	0	1,446	0	28,751	3.60
140	K086	FLY	22,199	3,504	4,296	65	30,064	3.60
141	K092	FLY	17,108	331	1,995	362	19,797	4.80
142	K093	FLY	22,382	2,347	838	1,126	26,694	4.60
143	K094	FLY	54,552	928	9,637	0	65,117	4.60
144	K095	FLY	30,714	967	3,633	343	35,658	3.60
145	K097	FLY	13,546	731	1,451	0	15,728	3.60
146	K099	FLY	21,291	0	13,422	0	34,714	5.00
147	K102	FLY	12,003	359	7,824	0	20,186	3.70
148	K105	FLY	11,958	0	557	0	12,515	4.20
149	K106	FLY	18,100	0	3,284	0	21,385	4.80
150	K107	FLY	27,182	12,792	5,528	282	45,784	3.20
151	K110	FLY	39,291	488	1,665	168	41,612	5.80
152	K111	FLY	30,236	83	455	164	30,939	3.80
153	K115	FLY	27,891	6,954	1,713	0	36,558	3.30
154	K119	FLY	19,310	4,527	684	247	24,768	4.30
155	K120	FLY	24,967	967	2,318	0	28,252	3.00
156	K121	FLY	29,818	432	10,992	39	41,280	3.50
157	K123	FLY	21,224	0	605	28	21,857	4.40
158	K125	FLY	20,813	23	1,272	380	22,489	2.80
159	K126	FLY	14,207	0	6,559	0	20,766	2.30
160	K128	FLY	25,307	608	8,231	554	34,701	2.90
161	K133	FLY	22,361	3,557	2,734	0	28,653	3.30
162	K134	FLY	33,330	68	1,171	208	34,778	3.30
163	K135	FLY	20,191	2,742	4,373	333	27,639	3.90
164	K136	FLY	30,076	53	2,029	2	32,160	4.20
165	K137	FLY	13,664	240	245	0	14,148	3.50
166	K138	FLY	8,126	5,397	430	194	14,147	3.90
167	K139	FLY	1,556	0	797	0	2,353	3.50
168	K140	FLY	19,781	107	390	0	20,278	3.20
169	K141	FLY	23,659	11	2,428	0	26,099	3.00
170	K142	FLY	34,998	2,942	2,005	39	39,984	3.00
171	K143	FLY	16,802	14	792	0	17,609	3.60
172	K145	FLY	15,220	0	220	362	15,801	3.50
173	K146	FLY	8,887	0	11	0	8,898	2.90
174	K147	FLY	15,276	47	2,870	0	18,193	2.80
175	K150	FLY	8,448	0	582	0	9,030	3.00
176	K151	FLY	13,997	4,233	7,778	0	26,008	2.45
177	K155	FLY	17,199	0	18,487	1,195	36,881	3.20

T/F NO.	Conductor Type	Tariff wise Consumption (kWh)				Total (kWh)	LT Line Length(km)	
		Domestic	Industrial	GP	Religious			
178	K156	FLY	4,883	51	692	0	5,626	3.30
179	K157	FLY	8,426	0	1,470	0	9,896	3.35
180	K161	FLY	14,523	798	483	0	15,803	3.40
181	R009	FLY	5,485	1,009	12,410	0	18,905	0.70
182	R012	FLY	38,677	0	5,029	47	43,753	3.20
183	R013	FLY	20,761	3,281	1,075	71	25,187	2.90
184	R019	FLY	17,310	13,636	13,653	380	44,979	3.10
185	R022	ABC	27,672	1,090	4,865	754	34,381	3.20
186	R025	ABC	42,731	4,381	11,058	438	59,484	2.10
187	R028	ABC	31,672	13,685	37,042	0	82,400	2.00
188	R030	ABC	8,704	0	18,657	0	27,361	1.80
189	R031	ABC	18,512	0	4,964	814	24,290	1.20
190	R032	FLY	27,010	0	4,117	925	32,053	1.80
191	R033	ABC	22,735	0	3,963	0	26,698	3.30
192	R034	FLY	32,571	0	3,376	0	35,947	2.90
193	R035	FLY	24,868	258	2,995	3,586	31,708	2.10
194	R038	FLY	32,590	0	523	38	33,151	2.70
195	R039	ABC	14,752	0	2,630	0	17,382	1.90
196	R040	ABC	8,517	1,295	4,782	503	15,097	2.80
197	R045	ABC	485	4,217	5,518	0	10,220	2.40
198	R047	FLY	9,848	0	711	0	10,559	3.20
199	R048	FLY	17,066	1,827	2,360	667	21,920	1.80
200	R049	ABC	49,096	455	15,250	1,325	66,126	1.70
201	R051	FLY	23,463	13,182	47,381	894	84,920	1.90
202	R053	ABC	58,475	4,039	22,806	809	86,129	2.90
203	R054	ABC	29,054	5,079	3,682	0	37,815	2.90
204	R055	ABC	79,830	2,452	22,654	926	105,862	3.60
205	R056	ABC	13,044	670	183	0	13,898	1.80
206	R057	ABC	64,455	831	4,659	1,204	71,150	2.50
207	R058	ABC	6,389	9,424	50,748	0	66,561	2.10
208	R059	FLY	3,244	0	540	0	3,785	2.20
209	R060	ABC	82,959	1,474	14,002	2,058	100,493	2.40
210	R061	ABC	16,535	0	69,357	0	85,892	1.60
211	R062	ABC	9,229	0	12,599	0	21,828	2.30
212	R064	FLY	31,589	0	33,687	0	65,277	1.90
213	R065	ABC	29,285	0	1,517	143	30,945	1.40
214	R066	ABC	61,952	232	9,505	1,205	72,894	3.20
215	R067	ABC	36,570	0	3,376	878	42,580	2.70
216	R068	ABC	39,030	852	34,573	68	74,523	1.50
217	R069	ABC	32,797	0	2,041	320	35,159	2.80
218	R070	ABC	59,640	20,700	13,676	852	94,869	3.10
219	R071	FLY	7,714	44	27,494	18	35,288	1.30
220	R072	FLY	33,587	1,133	31,098	0	65,817	1.20
221	R073	FLY	40,891	0	2,188	0	43,079	3.10
222	R074	ABC	54,267	522	15,615	0	70,404	1.70
223	R075	ABC	58,686	208	3,197	451	62,992	2.50
224	R078	FLY	49,910	0	6,871	0	56,782	3.30
225	R080	ABC	21,346	0	4,191	0	25,538	1.30
226	R084	ABC	28,177	0	1,873	509	30,558	1.10
227	R085	ABC	20,423	0	25,174	0	45,597	1.60
228	R086	ABC	15,393	0	609	624	17,874	3.50
229	R090	ABC	19,990	0	17,500	536	38,025	2.40
230	R091	ABC	22,005	0	20,171	0	42,176	2.10
231	R096	ABC	2,209	0	203	0	2,412	1.70
232	R099	ABC	25,357	910	2,575	965	31,737	2.90
233	R101	ABC	11,189	65	4,299	0	15,554	3.20
234	R102	ABC	7,287	0	640	0	7,927	3.10
235	R104	ABC	1,376	0	50,470	274	52,120	1.50
236	R105	ABC	6,130	0	0	0	6,130	2.60

	T/F NO.	Conductor Type	Tariff wise Consumption (kWh)				Total (kWh)	LT Line Length(km)
			Domestic	Industrial	GP	Religious		
237	R110	ABC	7,326	2,442	39,072	0	48,840	0.95
238	R203	ABC	59,321	416	9,023	594	69,355	2.60
239	R205	ABC	2,786	0	1,934	6,128	10,849	1.80
240	R215	ABC	31,121	909	12,022	521	44,574	2.40
241	R224	FLY	9,310	1,451	9,418	0	20,180	1.90
242	R227	FLY	18,226	40,573	8,268	0	67,067	2.00
243	R243	ABC	140	0	2,607	0	2,746	1.30
244	R251	FLY	33,294	3,250	7,494	0	44,038	1.10
245	R256	ABC	11,800	0	5,716	0	17,516	2.90
246	R263	FLY	21,899	1,433	6,474	328	30,134	3.40
247	R265	ABC	7,887	13,035	802	0	21,724	1.20
248	R266	ABC	18,937	0	704	346	19,987	2.80
249	R267	ABC	0	27,272	7,040	0	34,312	1.10
250	R268	ABC	16,847	0	2,581	177	19,605	2.90
251	R269	ABC	7,083	0	5,598	0	12,682	1.30
252	R270	ABC	19	0	12,114	0	12,133	1.20
253	R271	ABC	28,998	181	1,792	194	31,165	1.10
254	R275	ABC	27,606	0	17,557	0	45,163	3.10
255	R278	ABC	557	0	6,592	0	7,149	1.40
256	R279	ABC	7,272	0	3,633	0	10,905	1.30
257	R283	ABC	27,559	0	1,513	0	29,072	3.00
258	R284	ABC	6,018	2	31,440	58	37,518	0.50
259	R294	FLY	27,801	7,899	2,367	123	38,313	2.10
260	R296	ABC	7,051	0	1,384	25	8,460	1.30

S/N	Acct Number	Pole No.	Feeder	Connected Phase			Energy Consumption (kWh)	Tariff Code	Energy Consumption (kWh/day)			Active Power Consumption (kW)			Reactive Power Consumption (kVar)		
				P 1	P 2	P 3			TOU 1	TOU 2	TOU 3	TOU 1	TOU 2	TOU 3	TOU 1	TOU 2	TOU 3
1	2195191112	1	Feeder 1	0	1	0	219	11	2.35	1.20	1.12	0.18	0.30	0.16	0.07	0.06	0.04
2	2190886716	1	Feeder 1	0	0	1	135	11	1.45	0.74	0.69	0.11	0.18	0.10	0.04	0.04	0.03
3	2195196211	3	Feeder 1	1	0	0	101	11	1.08	0.55	0.52	0.08	0.14	0.07	0.03	0.03	0.02
4	2191086314	3	Feeder 1	0	1	0	92	11	0.99	0.50	0.47	0.08	0.13	0.07	0.03	0.03	0.02
5	2195188618	3	Feeder 1	0	0	1	17	11	0.18	0.09	0.09	0.01	0.02	0.01	0.01	0.00	0.00
6	2195188715	3	Feeder 1	1	0	0	64	11	0.69	0.35	0.33	0.05	0.09	0.05	0.02	0.02	0.01
7	2195199113	4	Feeder 1	0	1	0	162	11	1.74	0.88	0.83	0.13	0.22	0.12	0.05	0.05	0.03
8	2195187514	4	Feeder 1	0	0	1	109	11	1.17	0.60	0.56	0.09	0.15	0.08	0.03	0.03	0.02
9	2195141115	4	Feeder 1	1	0	0	121	11	1.30	0.66	0.62	0.10	0.17	0.09	0.04	0.03	0.02
10	2195190817	4	Feeder 1	0	1	0	209	11	2.24	1.14	1.07	0.17	0.29	0.15	0.06	0.06	0.04
11	2195187212	5	Feeder 1	0	0	1	92	11	0.99	0.50	0.47	0.08	0.13	0.07	0.03	0.03	0.02
12	2110078200	5	Feeder 1	1	0	0	103	11	1.10	0.56	0.53	0.08	0.14	0.08	0.03	0.03	0.02
13	2195188014	5	Feeder 1	0	1	0	108	11	1.16	0.59	0.55	0.09	0.15	0.08	0.03	0.03	0.02
14	2195197315	5	Feeder 1	0	0	1	301	11	3.22	1.64	1.54	0.25	0.41	0.22	0.09	0.09	0.06
15	2195191015	6	Feeder 1	1	0	0	143	11	1.53	0.78	0.73	0.12	0.20	0.10	0.04	0.04	0.03
16	2195189312	6	Feeder 1	0	1	0	296	11	3.17	1.62	1.51	0.24	0.40	0.22	0.09	0.08	0.06
17	2195188413	6	Feeder 1	0	0	1	190	11	2.04	1.04	0.97	0.16	0.26	0.14	0.06	0.05	0.04
18	2195188316	6	Feeder 1	1	0	0	171	11	1.83	0.93	0.87	0.14	0.23	0.12	0.05	0.05	0.03
19	2195211717	6	Feeder 1	0	1	0	148	11	1.59	0.81	0.76	0.12	0.20	0.11	0.05	0.04	0.03
20	2195194413	7	Feeder 1	0	0	1	215	11	2.30	1.17	1.10	0.18	0.29	0.16	0.07	0.06	0.04
21	2195187417	7	Feeder 1	1	0	0	107	11	1.15	0.58	0.55	0.09	0.15	0.08	0.03	0.03	0.02
22	2195211113	7	Feeder 1	0	1	0	143	11	1.53	0.78	0.73	0.12	0.20	0.10	0.04	0.04	0.03
23	2199089800	7	Feeder 1	0	0	1	142	11	1.52	0.78	0.72	0.12	0.19	0.10	0.04	0.04	0.03
24	2195193212	7	Feeder 1	1	0	0	205	11	2.20	1.12	1.05	0.17	0.28	0.15	0.06	0.06	0.04
25	2195196114	7	Feeder 1	0	1	0	130	11	1.39	0.71	0.66	0.11	0.18	0.09	0.04	0.04	0.03
26	2199203700	8	Feeder 1	0	0	1	112	11	1.20	0.61	0.57	0.09	0.15	0.08	0.03	0.03	0.02
27	2195187611	8	Feeder 1	1	0	0	177	11	1.90	0.97	0.90	0.15	0.24	0.13	0.05	0.05	0.04
28	2195190019	8	Feeder 1	0	1	0	223	11	2.39	1.22	1.14	0.18	0.30	0.16	0.07	0.06	0.05
29	2195188111	8	Feeder 1	0	0	1	113	11	1.21	0.62	0.58	0.09	0.15	0.08	0.03	0.03	0.02
30	2109232005	9	Feeder 1	1	0	0	50	11	0.54	0.27	0.26	0.04	0.07	0.04	0.02	0.01	0.01
31	2195197617	9	Feeder 1	0	1	0	106	11	1.14	0.58	0.54	0.09	0.14	0.08	0.03	0.03	0.02
32	2195189711	9	Feeder 1	0	0	1	117	11	1.25	0.64	0.60	0.10	0.16	0.09	0.04	0.03	0.02
33	2195196610	9	Feeder 1	0	0	1	106	11	1.14	0.58	0.54	0.09	0.14	0.08	0.03	0.03	0.02
34	2195187719	10	Feeder 1	1	0	0	136	11	1.46	0.74	0.69	0.11	0.19	0.10	0.04	0.04	0.03
35	2195191414	10	Feeder 1	0	1	0	203	11	2.17	1.11	1.04	0.17	0.28	0.15	0.06	0.06	0.04
36	2195195517	10	Feeder 1	0	0	1	97	11	1.04	0.53	0.49	0.08	0.13	0.07	0.03	0.03	0.02
37	2195187816	11	Feeder 1	1	0	0	204	11	2.19	1.11	1.04	0.17	0.28	0.15	0.06	0.06	0.04
38	2195189517	11	Feeder 1	0	1	0	176	11	1.89	0.96	0.90	0.15	0.24	0.13	0.05	0.05	0.04
39	2195189614	11	Feeder 1	0	0	1	79	11	0.85	0.43	0.40	0.07	0.11	0.06	0.02	0.02	0.02
40	2195194715	11	Feeder 1	1	0	0	69	11	0.74	0.38	0.35	0.06	0.09	0.05	0.02	0.02	0.01
41	2195188510	12	Feeder 1	0	1	0	81	11	0.87	0.44	0.41	0.07	0.11	0.06	0.02	0.02	0.02
42	2195195819	12	Feeder 1	1	0	0	67	11	0.72	0.37	0.34	0.06	0.09	0.05	0.02	0.02	0.01
43	2195196416	13	Feeder 1	1	0	0	24	11	0.26	0.13	0.12	0.02	0.03	0.02	0.01	0.01	0.00
44	2195192917	13	Feeder 1	0	1	0	163	11	1.75	0.89	0.83	0.13	0.22	0.12	0.05	0.05	0.03
45	2195190310	13	Feeder 1	0	0	1	98	11	1.05	0.54	0.50	0.08	0.13	0.07	0.03	0.03	0.02
46	2195196017	13	Feeder 1	1	0	0	105	11	1.12	0.57	0.54	0.09	0.14	0.08	0.03	0.03	0.02
47	2191045413	14	Feeder 1	0	1	0	182	11	1.95	0.99	0.93	0.15	0.25	0.13	0.06	0.05	0.04
48	2195195614	14	Feeder 1	0	0	1	113	11	1.21	0.62	0.58	0.09	0.15	0.08	0.03	0.03	0.02
49	2191116418	14	Feeder 1	1	0	0	253	11	2.71	1.38	1.29	0.21	0.35	0.18	0.08	0.07	0.05
50	2104268907	14	Feeder 1	0	1	0	161	11	1.72	0.88	0.82	0.13	0.22	0.12	0.05	0.05	0.03
51	2190869617	14	Feeder 1	0	0	1	151	11	1.62	0.82	0.77	0.12	0.21	0.11	0.05	0.04	0.03
52	2195191619	14	Feeder 1	1	0	0	136	11	1.46	0.74	0.69	0.11	0.19	0.10	0.04	0.04	0.03
53	2190848415	14	Feeder 1	0	1	0	90	11	0.96	0.49	0.46	0.07	0.12	0.07	0.03	0.03	0.02
54	2195585013	14	Feeder 1	0	0	1	144	11	1.54	0.79	0.73	0.12	0.20	0.10	0.04	0.04	0.03
55	2195192712	15	Feeder 1	0	1	0	207	11	2.22	1.13	1.06	0.17	0.28	0.15	0.06	0.06	0.04
56	2195190515	15	Feeder 1	0	0	1	89	11	0.95	0.49	0.45	0.07	0.12	0.06	0.03	0.03	0.02
57	2115081706	16	Feeder 1	1	0	0	101	11	1.08	0.55	0.52	0.08	0.14	0.07	0.03	0.03	0.02
58	2195198214	16	Feeder 1	0	1	0	105	11	1.12	0.57	0.54	0.09	0.14	0.08	0.03	0.03	0.02
59	2195190116	16	Feeder 1	0	0	1	19	11	0.20	0.10	0.10	0.02	0.03	0.01	0.01	0.01	0.00
60	2195211210	16	Feeder 1	1	0	0	154	11	1.65	0.84	0.79	0.13	0.21	0.11	0.05	0.04	0.03
61	2195192119	16	Feeder 1	0	1	0	66	11	0.71	0.36	0.34	0.05	0.09	0.05	0.02	0.02	0.01
62	2194728317	16	Feeder 1	0	0	1	90	11	0.96	0.49	0.46	0.07	0.12	0.07	0.03	0.03	0.02
63	2191196217	16	Feeder 1	1	0	0	55	11	0.59	0.30	0.28	0.05	0.08	0.04	0.02	0.02	0.01
64	2195190213	17	Feeder 1	0	1	0	99	11	1.06	0.54	0.51	0.08	0.14	0.07	0.03	0.03	0.02
65	2195194014	17	Feeder 1	0	0	1	70	11	0.75	0.38	0.36	0.06	0.10	0.05	0.02	0.02	0.01
66	2194659714	17	Feeder 1	0	0	1	94	11	1.01	0.51	0.48	0.08	0.13	0.07	0.03	0.03	0.02
67	2191022219	17	Feeder 1	1	0	0	251	11	2.69	1.37	1.28	0.21	0.34	0.18	0.08	0.07	0.05
68	2194728015	17	Feeder 1	0	1	0	20	11	0.22	0.11	0.10	0.02	0.03	0.01	0.01	0.01	0.00
69	2195212314	18	Feeder 1	1	0	0	142	11	1.52	0.78	0.72	0.12	0.19	0.10	0.04	0.04	0.03
70	2195199016	18	Feeder 1	0	1	0	123	11	1.32	0.67	0.63	0.10	0.17	0.09	0.04	0.04	0.03
71	2104119804	20	Feeder 1	0	0	1	36	31	0.60	0.06	0.10	0.05	0.01	0.01	0.02	0.00	0.00
72	2195194316	20	Feeder 1	1	0	0	164	11	1.76	0.90	0.84	0.14	0.22	0.12	0.05	0.05	0.03
73	2113226103	20	Feeder 1	0	1	0	10	11	0.11	0.05	0.05	0.01	0.01	0.01	0.00	0.00	0.00
74	2195188219	20	Feeder 1	0	0	1	154	11	1.65	0.84	0.79	0.13	0.21	0.11	0.05	0.04	0.03
75	2195213310	20	Feeder 1	1	0	0	143	11	1.53	0.78	0.73	0.12	0.20	0.10	0.04	0.04	0.03
76	2195214511	20	Feeder 1	0	1	0	144	11	1.54	0.79	0.73	0.12	0.20	0.10	0.04	0.04	0.03
77	2104252806	20	Feeder 1	0	0	1	91	31</									

S/N	Acct Number	Pole No.	Feeder	Connected Phase			Energy Consumption (kWh)	Tariff Code	Energy Consumption (kWh/day)			Active Power Consumption (kW)			Reactive Power Consumption (kVar)		
				P 1	P 2	P 3			TOU 1	TOU 2	TOU 3	TOU 1	TOU 2	TOU 3	TOU 1	TOU 2	TOU 3
81	2198038900	21	Feeder 1	0	1	0	144	11	1.54	0.79	0.73	0.12	0.20	0.10	0.04	0.04	0.03
82	2195214015	21	Feeder 1	0	0	1	90	11	0.96	0.49	0.46	0.07	0.12	0.07	0.03	0.03	0.02
83	2108123202	21	Feeder 1	1	0	0	148	11	1.59	0.81	0.76	0.12	0.20	0.11	0.05	0.04	0.03
84	2195194111	21	Feeder 1	0	1	0	220	11	2.36	1.20	1.12	0.18	0.30	0.16	0.07	0.06	0.04
85	2195197714	21	Feeder 1	0	0	1	226	11	2.42	1.23	1.15	0.19	0.31	0.16	0.07	0.06	0.05
86	2195189819	22	Feeder 1	1	0	0	152	11	1.63	0.83	0.78	0.13	0.21	0.11	0.05	0.04	0.03
87	2195198117	22	Feeder 1	0	1	0	0	11	0.00	0.00	0.00	0.00	0.00	0.00	0.00	0.00	0.00
88	2195187115	22	Feeder 1	0	0	1	63	11	0.67	0.34	0.32	0.05	0.09	0.05	0.02	0.02	0.01
89	2195191813	22	Feeder 1	0	1	0	205	11	2.20	1.12	1.05	0.17	0.28	0.15	0.06	0.06	0.04
90	2195212713	23	Feeder 1	1	0	0	89	11	0.96	0.49	0.46	0.07	0.12	0.07	0.03	0.03	0.02
91	2190849012	23	Feeder 1	0	0	1	76	11	0.81	0.42	0.39	0.06	0.10	0.06	0.02	0.02	0.02
92	2195194510	23	Feeder 1	1	0	0	368	11	3.94	2.01	1.88	0.30	0.50	0.27	0.11	0.11	0.07
93	2195190418	24	Feeder 1	0	1	0	174	11	1.86	0.95	0.89	0.14	0.24	0.13	0.05	0.05	0.04
94	2195191910	24	Feeder 1	0	0	1	182	11	1.95	0.99	0.93	0.15	0.25	0.13	0.06	0.05	0.04
95	2195209321	25	Feeder 1	0	0	1	60	11	0.64	0.33	0.30	0.05	0.08	0.04	0.02	0.02	0.01
96	2195142618	25	Feeder 1	1	0	0	92	11	0.99	0.50	0.47	0.08	0.13	0.07	0.03	0.03	0.02
97	2191196314	26	Feeder 1	0	1	0	35	11	0.37	0.19	0.18	0.03	0.05	0.03	0.01	0.01	0.01
98	2195192011	26	Feeder 1	0	0	1	157	11	1.68	0.86	0.80	0.13	0.21	0.11	0.05	0.04	0.03
99	2100019600	26	Feeder 1	1	0	0	159	11	1.70	0.87	0.81	0.13	0.22	0.12	0.05	0.05	0.03
100	2194593411	26	Feeder 1	0	1	0	134	11	1.44	0.73	0.68	0.11	0.18	0.10	0.04	0.04	0.03
101	2195215518	27	Feeder 1	0	1	0	74	11	0.79	0.40	0.38	0.06	0.10	0.05	0.02	0.02	0.02
102	2195187913	27	Feeder 1	0	0	1	213	11	2.28	1.16	1.09	0.18	0.29	0.16	0.06	0.06	0.04
103	2195191317	27	Feeder 1	1	0	0	139	11	1.49	0.76	0.71	0.11	0.19	0.10	0.04	0.04	0.03
104	2195485515	28	Feeder 1	0	1	0	54	11	0.58	0.29	0.28	0.04	0.07	0.04	0.02	0.02	0.01
105	2195193018	28	Feeder 1	0	0	1	101	11	1.08	0.55	0.52	0.08	0.14	0.07	0.03	0.03	0.02
106	2190855918	28	Feeder 1	1	0	0	95	11	1.02	0.52	0.48	0.08	0.13	0.07	0.03	0.03	0.02
107	2195190914	29	Feeder 1	0	0	1	101	11	1.08	0.55	0.52	0.08	0.14	0.07	0.03	0.03	0.02
108	2195192410	29	Feeder 1	1	0	0	176	11	1.89	0.96	0.90	0.15	0.24	0.13	0.05	0.05	0.04
109	2195192615	29	Feeder 1	0	1	0	132	11	1.41	0.72	0.67	0.11	0.18	0.10	0.04	0.04	0.03
110	2191059112	29	Feeder 1	0	0	1	134	11	1.44	0.73	0.68	0.11	0.18	0.10	0.04	0.04	0.03
111	2195190612	29	Feeder 1	1	0	0	7	11	0.07	0.04	0.04	0.01	0.01	0.01	0.00	0.00	0.00
112	2195192518	30	Feeder 1	1	0	0	132	11	1.41	0.72	0.67	0.11	0.18	0.10	0.04	0.04	0.03
113	2195189010	30	Feeder 1	0	1	0	125	11	1.34	0.68	0.64	0.10	0.17	0.09	0.04	0.04	0.03
114	2194593314	30	Feeder 1	0	0	1	156	11	1.67	0.85	0.80	0.13	0.21	0.11	0.05	0.04	0.03
115	2195193719	30	Feeder 1	1	0	0	54	11	0.58	0.29	0.28	0.04	0.07	0.04	0.02	0.02	0.01
116	2195189118	30	Feeder 1	0	1	0	220	11	2.36	1.20	1.12	0.18	0.30	0.16	0.07	0.06	0.04
117	2195139218	31	Feeder 1	0	0	1	155	11	1.66	0.85	0.79	0.13	0.21	0.11	0.05	0.04	0.03
118	2195217316	31	Feeder 1	1	0	0	125	11	1.34	0.68	0.64	0.10	0.17	0.09	0.04	0.04	0.03
119	2195192313	31	Feeder 1	0	1	0	33	11	0.35	0.18	0.17	0.03	0.05	0.02	0.01	0.01	0.01
120	2195197013	32	Feeder 1	0	0	1	434	11	4.65	2.37	2.21	0.36	0.59	0.32	0.13	0.12	0.09
121	2195197412	32	Feeder 1	1	0	0	125	11	1.34	0.68	0.64	0.10	0.17	0.09	0.04	0.04	0.03
122	2191651119	32	Feeder 1	0	1	0	100	11	1.07	0.55	0.51	0.08	0.14	0.07	0.03	0.03	0.02
123	2195200715	33	Feeder 1	0	0	1	122	11	1.31	0.67	0.62	0.10	0.17	0.09	0.04	0.03	0.02
124	2195197218	33	Feeder 1	1	0	0	159	11	1.70	0.87	0.81	0.13	0.22	0.12	0.05	0.05	0.03
125	2191180418	33	Feeder 1	0	1	0	113	11	1.21	0.62	0.58	0.09	0.15	0.08	0.03	0.03	0.02
126	2112115200	33	Feeder 1	0	0	1	113	11	1.21	0.62	0.58	0.09	0.15	0.08	0.03	0.03	0.02
127	2195217219	34	Feeder 1	0	1	0	119	11	1.27	0.65	0.61	0.10	0.16	0.09	0.04	0.03	0.02
128	2195214317	34	Feeder 1	0	0	1	127	11	1.36	0.69	0.65	0.10	0.17	0.09	0.04	0.04	0.03
129	2195194618	34	Feeder 1	1	0	0	0	11	0.00	0.00	0.00	0.00	0.00	0.00	0.00	0.00	0.00
130	2195213418	34	Feeder 1	0	1	0	172	11	1.84	0.94	0.88	0.14	0.23	0.13	0.05	0.05	0.03
131	2195214112	35	Feeder 1	0	1	0	171	11	1.83	0.93	0.87	0.14	0.23	0.12	0.05	0.05	0.03
132	2191645313	35	Feeder 1	0	0	1	80	11	0.86	0.44	0.41	0.07	0.11	0.06	0.02	0.02	0.02
133	2195212217	36	Feeder 1	1	0	0	0	11	0.00	0.00	0.00	0.00	0.00	0.00	0.00	0.00	0.00
134	2195214414	36	Feeder 1	1	0	0	114	11	1.22	0.62	0.58	0.09	0.16	0.08	0.03	0.03	0.02
135	2195197110	37	Feeder 1	0	0	1	64	11	0.69	0.35	0.33	0.05	0.09	0.05	0.02	0.02	0.01
136	2191037518	37	Feeder 1	1	0	0	166	11	1.78	0.91	0.85	0.14	0.23	0.12	0.05	0.05	0.03
137	2195188812	37	Feeder 1	0	1	0	291	11	3.12	1.59	1.49	0.24	0.40	0.21	0.09	0.08	0.06
138	2195193913	37	Feeder 1	0	0	1	183	11	1.96	1.00	0.93	0.15	0.25	0.13	0.06	0.05	0.04
139	2195192216	37	Feeder 1	1	0	0	53	11	0.57	0.29	0.27	0.04	0.07	0.04	0.02	0.02	0.01
140	2195213817	37	Feeder 1	0	1	0	60	11	0.64	0.33	0.31	0.05	0.08	0.04	0.02	0.02	0.01
141	2191035817	37	Feeder 1	0	0	1	88	11	0.94	0.48	0.45	0.07	0.12	0.06	0.03	0.03	0.02
142	2112186507	39	Feeder 2	0	0	1	137	11	1.47	0.75	0.70	0.11	0.19	0.10	0.04	0.04	0.03
143	2195189916	39	Feeder 2	1	0	0	162	11	1.74	0.88	0.83	0.13	0.22	0.12	0.05	0.05	0.03
144	2195193514	39	Feeder 2	0	1	0	153	11	1.64	0.84	0.78	0.13	0.21	0.11	0.05	0.04	0.03
145	2112113801	39	Feeder 2	0	0	1	12	11	0.13	0.07	0.06	0.01	0.02	0.01	0.00	0.00	0.00
146	2190848814	39	Feeder 2	1	0	0	145	11	1.55	0.79	0.74	0.12	0.20	0.11	0.04	0.04	0.03
147	2112013009	39	Feeder 2	0	1	0	78	11	0.84	0.43	0.40	0.06	0.11	0.06	0.02	0.02	0.02
148	2195220910	39	Feeder 2	0	0	1	66	11	0.71	0.36	0.34	0.05	0.09	0.05	0.02	0.02	0.01
149	2191026117	39	Feeder 2	1	0	0	16	11	0.17	0.09	0.08	0.01	0.02	0.01	0.00	0.00	0.00
150	2195142715	39	Feeder 2	1	0	0	229	11	2.45	1.25	1.17	0.19	0.31	0.17	0.07	0.07	0.05
151	2195839414	39	Feeder 2	0	1	0	93	11	1.00	0.51	0.47	0.08	0.13	0.07	0.03	0.03	0.02
152	2112251406	39	Feeder 2	0	0	1	55	11	0.59	0.30	0.28	0.05	0.08	0.04	0.02	0.02	0.01
153	2195139919	39	Feeder 2	1	0	0	227	11	2.43	1.24	1.16	0.19	0.31	0.17	0.07	0.07	0.05
154	2195196513	40	Feeder 2	1	0	0	156	11	1.67	0.85	0.80	0.13	0.21	0.11	0.05	0.04	0.03
155	2195219718	40	Feeder 2	0	1	0	111	11	1.19	0.61	0.57	0.09	0.15	0.08	0.03	0.03	0.02
156	2191043313	41	Feeder 2	1	0	0	93	11	1.00	0.51	0.47	0.0					

S/N	Acct Number	Pole No.	Feeder	Connected Phase			Energy Consumption (kWh)	Tariff Code	Energy Consumption (kWh/day)			Active Power Consumption (kW)			Reactive Power Consumption (kVar)		
				P 1	P 2	P 3			TOU 1	TOU 2	TOU 3	TOU 1	TOU 2	TOU 3	TOU 1	TOU 2	TOU 3
161	2190882214	42	Feeder 2	0	0	1	71	11	0.76	0.39	0.36	0.06	0.10	0.05	0.02	0.02	0.01
162	2102073203	43	Feeder 2	1	0	0	67	31	1.13	0.11	0.19	0.09	0.03	0.03	0.03	0.01	0.01
163	2103074505	43	Feeder 2	0	1	0	111	11	1.19	0.61	0.57	0.09	0.15	0.08	0.03	0.03	0.02
164	2107107602	43	Feeder 2	1	0	0	77	11	0.82	0.42	0.39	0.06	0.10	0.06	0.02	0.02	0.02
165	2104080908	44	Feeder 2	0	0	1	243	11	2.60	1.33	1.24	0.20	0.33	0.18	0.07	0.07	0.05
166	2100066706	44	Feeder 2	1	0	0	149	11	1.60	0.81	0.76	0.12	0.20	0.11	0.05	0.04	0.03
167	2107088705	44	Feeder 2	0	1	0	64	11	0.69	0.35	0.33	0.05	0.09	0.05	0.02	0.02	0.01
168	2191646611	44	Feeder 2	0	0	1	234	11	2.51	1.28	1.19	0.19	0.32	0.17	0.07	0.07	0.05
169	2105100201	44	Feeder 2	0	0	1	77	11	0.82	0.42	0.39	0.06	0.11	0.06	0.02	0.02	0.02
170	2105099904	45	Feeder 2	1	0	0	0	11	0.00	0.00	0.00	0.00	0.00	0.00	0.00	0.00	0.00
171	2195485310	46	Feeder 2	0	1	0	148	11	1.59	0.81	0.76	0.12	0.20	0.11	0.05	0.04	0.03
172	2107132402	46	Feeder 2	0	0	1	99	11	1.06	0.54	0.51	0.08	0.14	0.07	0.03	0.03	0.02
173	2112267507	46	Feeder 2	1	0	0	50	11	0.54	0.27	0.26	0.04	0.07	0.04	0.02	0.01	0.01
174	2106139403	47	Feeder 2	0	1	0	18	11	0.19	0.10	0.09	0.01	0.02	0.01	0.01	0.01	0.00
175	2190800218	47	Feeder 2	0	0	1	122	11	1.31	0.67	0.62	0.10	0.17	0.09	0.04	0.03	0.02
176	2106088302	47	Feeder 2	0	1	0	139	11	1.49	0.76	0.71	0.11	0.19	0.10	0.04	0.04	0.03
177	2104015804	47	Feeder 2	0	0	1	493	11	5.28	2.69	2.52	0.41	0.67	0.36	0.15	0.14	0.10
178	2107083002	48	Feeder 2	0	1	0	161	11	1.72	0.88	0.82	0.13	0.22	0.12	0.05	0.05	0.03
179	2115015207	48	Feeder 2	1	0	0	64	11	0.69	0.35	0.33	0.05	0.09	0.05	0.02	0.02	0.01
180	2190842816	48	Feeder 2	0	1	0	75	11	0.80	0.41	0.38	0.06	0.10	0.05	0.02	0.02	0.02
181	2114261107	49	Feeder 2	1	0	0	28	11	0.30	0.15	0.14	0.02	0.04	0.02	0.01	0.01	0.01
182	2105070906	49	Feeder 2	0	1	0	70	11	0.75	0.38	0.36	0.06	0.10	0.05	0.02	0.02	0.01
183	2112158201	49	Feeder 2	0	0	1	56	11	0.60	0.31	0.29	0.05	0.08	0.04	0.02	0.02	0.01
184	2107229805	49	Feeder 2	1	0	0	127	11	1.36	0.69	0.65	0.10	0.17	0.09	0.04	0.04	0.03
185	2199272605	49	Feeder 2	0	1	0	247	11	2.65	1.35	1.26	0.20	0.34	0.18	0.08	0.07	0.05
186	2110002107	49	Feeder 2	0	0	1	0	31	0.00	0.00	0.00	0.00	0.00	0.00	0.00	0.00	0.00
187	2193173915	49	Feeder 2	1	0	0	335	11	3.59	1.83	1.71	0.28	0.46	0.24	0.10	0.10	0.07
188	2191035418	49	Feeder 2	0	1	0	166	11	1.78	0.91	0.85	0.14	0.23	0.12	0.05	0.05	0.03
189	2195217111	49	Feeder 2	0	1	0	141	11	1.51	0.77	0.72	0.12	0.19	0.10	0.04	0.04	0.03
190	2190894115	50	Feeder 2	0	0	1	69	11	0.74	0.38	0.35	0.06	0.09	0.05	0.02	0.02	0.01
191	2100258907	50	Feeder 2	1	0	0	81	31	1.36	0.13	0.23	0.10	0.03	0.03	0.04	0.01	0.01
192	2104214505	50	Feeder 2	0	1	0	100	11	1.07	0.55	0.51	0.08	0.14	0.07	0.03	0.03	0.02
193	2195220414	50	Feeder 2	0	0	1	121	11	1.30	0.66	0.62	0.10	0.17	0.09	0.04	0.03	0.02
194	2113184907	51	Feeder 2	1	0	0	136	11	1.46	0.74	0.69	0.11	0.19	0.10	0.04	0.04	0.03
195	2191087310	51	Feeder 2	0	1	0	157	11	1.68	0.86	0.80	0.13	0.21	0.11	0.05	0.04	0.03
196	2106089600	51	Feeder 2	0	0	1	183	11	1.96	1.00	0.93	0.15	0.25	0.13	0.06	0.05	0.04
197	2115055209	51	Feeder 2	1	0	0	90	11	0.96	0.49	0.46	0.07	0.12	0.07	0.03	0.03	0.02
198	2191238513	51	Feeder 2	0	1	0	125	11	1.34	0.68	0.64	0.10	0.17	0.09	0.04	0.04	0.03
199	2100200305	52	Feeder 2	0	0	1	109	11	1.17	0.60	0.56	0.09	0.15	0.08	0.03	0.03	0.02
200	2191818013	52	Feeder 2	1	0	0	81	11	0.87	0.44	0.41	0.07	0.11	0.06	0.02	0.02	0.02
201	2198144506	52	Feeder 2	0	0	1	171	11	1.83	0.93	0.87	0.14	0.23	0.12	0.05	0.05	0.03
202	2107131805	52	Feeder 2	1	0	0	197	11	2.11	1.08	1.01	0.16	0.27	0.14	0.06	0.06	0.04
203	2104121701	52	Feeder 2	0	1	0	23	11	0.25	0.13	0.12	0.02	0.03	0.02	0.01	0.01	0.00
204	2191545718	52	Feeder 2	0	0	1	165	11	1.77	0.90	0.84	0.14	0.23	0.12	0.05	0.05	0.03
205	2195877219	53	Feeder 2	0	1	0	76	11	0.81	0.42	0.39	0.06	0.10	0.06	0.02	0.02	0.02
206	2104008409	53	Feeder 2	1	0	0	133	11	1.42	0.73	0.68	0.11	0.18	0.10	0.04	0.04	0.03
207	2104042704	54	Feeder 2	0	1	0	92	11	0.99	0.50	0.47	0.08	0.13	0.07	0.03	0.03	0.02
208	2195143118	54	Feeder 2	0	0	1	204	11	2.19	1.11	1.04	0.17	0.28	0.15	0.06	0.06	0.04
209	2107046204	54	Feeder 2	1	0	0	80	11	0.86	0.44	0.41	0.07	0.11	0.06	0.02	0.02	0.02
210	2191023711	54	Feeder 2	0	1	0	83	11	0.89	0.45	0.42	0.07	0.11	0.06	0.03	0.02	0.02
211	2115157702	55	Feeder 2	0	0	1	9	11	0.10	0.05	0.05	0.01	0.01	0.01	0.00	0.00	0.00
212	2191021611	55	Feeder 2	1	0	0	105	11	1.12	0.57	0.54	0.09	0.14	0.08	0.03	0.03	0.02
213	2108279105	55	Feeder 2	0	1	0	205	11	2.20	1.12	1.05	0.17	0.28	0.15	0.06	0.06	0.04
214	2101080303	55	Feeder 2	0	0	1	84	31	1.41	0.14	0.24	0.11	0.03	0.03	0.04	0.01	0.01
215	2100242709	55	Feeder 2	1	0	0	147	11	1.57	0.80	0.75	0.12	0.20	0.11	0.04	0.04	0.03
216	2191365116	55	Feeder 2	0	1	0	130	11	1.39	0.71	0.66	0.11	0.18	0.09	0.04	0.04	0.03
217	2191479219	56	Feeder 2	0	0	1	179	11	1.92	0.98	0.91	0.15	0.24	0.13	0.05	0.05	0.04
218	2191478417	56	Feeder 2	0	1	0	120	11	1.29	0.66	0.61	0.10	0.16	0.09	0.04	0.03	0.02
219	2195220015	56	Feeder 2	0	0	1	93	11	1.00	0.51	0.47	0.08	0.13	0.07	0.03	0.03	0.02
220	2195493216	57	Feeder 2	1	0	0	133	11	1.42	0.73	0.68	0.11	0.18	0.10	0.04	0.04	0.03
221	2109108304	57	Feeder 2	0	1	0	131	11	1.40	0.72	0.67	0.11	0.18	0.10	0.04	0.04	0.03
222	2114107809	57	Feeder 2	0	0	1	46	11	0.49	0.25	0.23	0.04	0.06	0.03	0.01	0.01	0.01
223	2195665513	57	Feeder 2	1	0	0	96	11	1.03	0.52	0.49	0.08	0.13	0.07	0.03	0.03	0.02
224	2190884314	57	Feeder 2	0	1	0	61	11	0.65	0.33	0.31	0.05	0.08	0.04	0.02	0.02	0.01
225	2108044906	57	Feeder 2	0	0	1	104	11	1.11	0.57	0.53	0.09	0.14	0.08	0.03	0.03	0.02
226	2195211512	58	Feeder 2	0	0	1	90	11	0.96	0.49	0.46	0.07	0.12	0.07	0.03	0.03	0.02
227	2112033808	58	Feeder 2	1	0	0	97	31	1.63	0.16	0.28	0.13	0.04	0.04	0.05	0.01	0.01
228	2198113104	58	Feeder 2	0	1	0	107	11	1.15	0.58	0.55	0.09	0.15	0.08	0.03	0.03	0.02
229	2113037602	59	Feeder 2	1	0	0	43	11	0.46	0.23	0.22	0.04	0.06	0.03	0.01	0.01	0.01
230	2199027902	59	Feeder 2	0	1	0	34	11	0.36	0.19	0.17	0.03	0.05	0.02	0.01	0.01	0.01
231	2104300401	59	Feeder 2	0	0	1	139	11	1.49	0.76	0.71	0.11	0.19	0.10	0.04	0.04	0.03
232	2113002205	59	Feeder 2	1	0	0	79	11	0.85	0.43	0.40	0.07	0.11	0.06	0.02	0.02	0.02
233	2104075300	59	Feeder 2	0	1	0	113	11	1.21	0.62	0.58	0.09	0.15	0.08	0.03	0.03	0.02
234	2191477917	59	Feeder 2	0	0	1	97	11	1.04	0.53	0.49	0.08	0.13	0.07	0.03	0.03	0.02
235	2104042402	60	Feeder 2	0	1	0	92	11	0.99	0.50	0.47	0.08	0.13	0.07	0.03	0.03	0.02
236	2101206609	60	Feeder 2	1	0	0	156	11	1.67	0.85							

S/N	Acct Number	Pole No.	Feeder	Connected Phase			Energy Consumption (kWh)	Tariff Code	Energy Consumption (kWh/day)			Active Power Consumption (kW)			Reactive Power Consumption (kVar)		
				P 1	P 2	P 3			TOU 1	TOU 2	TOU 3	TOU 1	TOU 2	TOU 3	TOU 1	TOU 2	TOU 3
241	2191493319	61	Feeder 2	1	0	0	21	11	0.22	0.11	0.11	0.02	0.03	0.02	0.01	0.01	0.00
242	2112130501	61	Feeder 2	0	1	0	91	11	0.97	0.50	0.46	0.07	0.12	0.07	0.03	0.03	0.02
243	2191478514	62	Feeder 2	0	0	1	81	11	0.87	0.44	0.41	0.07	0.11	0.06	0.02	0.02	0.02
244	2110245409	62	Feeder 2	1	0	0	96	11	1.02	0.52	0.49	0.08	0.13	0.07	0.03	0.03	0.02
245	2110219904	62	Feeder 2	0	1	0	112	11	1.20	0.61	0.57	0.09	0.15	0.08	0.03	0.03	0.02
246	2191560814	62	Feeder 2	0	0	1	164	11	1.76	0.90	0.84	0.14	0.22	0.12	0.05	0.05	0.03
247	2108348905	62	Feeder 2	1	0	0	113	11	1.21	0.62	0.58	0.09	0.15	0.08	0.03	0.03	0.02
248	2113208202	62	Feeder 2	0	1	0	0	31	0.00	0.00	0.00	0.00	0.00	0.00	0.00	0.00	0.00
249	2191556418	62	Feeder 2	0	0	1	155	11	1.66	0.85	0.79	0.13	0.21	0.11	0.05	0.04	0.03
250	2107238707	63	Feeder 2	0	0	1	44	11	0.47	0.24	0.22	0.04	0.06	0.03	0.01	0.01	0.01
251	2198031604	63	Feeder 2	0	0	1	123	11	1.32	0.67	0.63	0.10	0.17	0.09	0.04	0.04	0.03
252	2105151108	64	Feeder 2	1	0	0	85	11	0.91	0.46	0.43	0.07	0.12	0.06	0.03	0.02	0.02
253	2195582618	64	Feeder 2	0	1	0	79	11	0.85	0.43	0.40	0.07	0.11	0.06	0.02	0.02	0.02
254	2191052118	64	Feeder 2	1	0	0	107	11	1.15	0.58	0.55	0.09	0.15	0.08	0.03	0.03	0.02
255	2106262906	64	Feeder 2	0	1	0	522	31	8.77	0.85	1.48	0.67	0.21	0.21	0.25	0.04	0.06
256	2107126402	65	Feeder 2	0	0	1	146	11	1.56	0.80	0.74	0.12	0.20	0.11	0.04	0.04	0.03
257	2191116914	65	Feeder 2	1	0	0	0	11	0.00	0.00	0.00	0.00	0.00	0.00	0.00	0.00	0.00
258	2109189509	65	Feeder 2	0	1	0	140	11	1.50	0.76	0.71	0.12	0.19	0.10	0.04	0.04	0.03
259	2198133407	65	Feeder 2	0	0	1	137	11	1.47	0.75	0.70	0.11	0.19	0.10	0.04	0.04	0.03
260	2195628111	65	Feeder 2	1	0	0	146	11	1.56	0.80	0.74	0.12	0.20	0.11	0.04	0.04	0.03
261	2103137302	65	Feeder 2	0	1	0	157	11	1.68	0.86	0.80	0.13	0.21	0.11	0.05	0.04	0.03
262	2190880017	65	Feeder 2	0	0	1	145	11	1.55	0.79	0.74	0.12	0.20	0.11	0.04	0.04	0.03
263	2110044608	65	Feeder 2	1	0	0	79	11	0.85	0.43	0.40	0.07	0.11	0.06	0.02	0.02	0.02
264	2103093208	65	Feeder 2	0	1	0	75	11	0.80	0.41	0.38	0.06	0.10	0.05	0.02	0.02	0.02
265	2199028607	66	Feeder 2	0	0	1	112	11	1.20	0.61	0.57	0.09	0.15	0.08	0.03	0.03	0.02
266	2101068109	66	Feeder 2	1	0	0	115	11	1.23	0.63	0.59	0.09	0.16	0.08	0.04	0.03	0.02
267	2190891515	66	Feeder 2	0	1	0	104	11	1.11	0.57	0.53	0.09	0.14	0.08	0.03	0.03	0.02
268	2190878012	66	Feeder 2	0	0	1	129	11	1.38	0.70	0.66	0.11	0.18	0.09	0.04	0.04	0.03
269	2198177307	66	Feeder 2	1	0	0	163	11	1.75	0.89	0.83	0.13	0.22	0.12	0.05	0.05	0.03
270	2190878217	67	Feeder 2	0	1	0	110	11	1.18	0.60	0.56	0.09	0.15	0.08	0.03	0.03	0.02
271	2104012007	67	Feeder 2	0	0	1	70	11	0.75	0.38	0.36	0.06	0.10	0.05	0.02	0.02	0.01
272	2191045812	67	Feeder 2	1	0	0	59	11	0.63	0.32	0.30	0.05	0.08	0.04	0.02	0.02	0.01
273	2103250605	67	Feeder 2	0	1	0	97	11	1.04	0.53	0.49	0.08	0.13	0.07	0.03	0.03	0.02
274	2191042511	67	Feeder 2	0	0	1	54	11	0.58	0.29	0.28	0.04	0.07	0.04	0.02	0.02	0.01
275	2193255210	67	Feeder 2	1	0	0	86	11	0.92	0.47	0.44	0.07	0.12	0.06	0.03	0.02	0.02
276	2100306804	67	Feeder 2	0	1	0	205	11	2.20	1.12	1.05	0.17	0.28	0.15	0.06	0.06	0.04
277	2195899018	67	Feeder 2	0	0	1	137	11	1.47	0.75	0.70	0.11	0.19	0.10	0.04	0.04	0.03
278	2193255415	67	Feeder 2	1	0	0	137	11	1.47	0.75	0.70	0.11	0.19	0.10	0.04	0.04	0.03
279	2111068101	68	Feeder 2	0	1	0	115	11	1.23	0.63	0.59	0.09	0.16	0.08	0.04	0.03	0.02
280	2111097705	69	Feeder 2	0	0	1	59	11	0.63	0.32	0.30	0.05	0.08	0.04	0.02	0.02	0.01
281	2195650311	69	Feeder 2	1	0	0	16	11	0.17	0.09	0.08	0.01	0.02	0.01	0.00	0.00	0.00
282	2106312407	69	Feeder 2	0	1	0	235	11	2.52	1.28	1.20	0.19	0.32	0.17	0.07	0.07	0.05
283	2191864910	69	Feeder 2	0	0	1	62	11	0.66	0.34	0.32	0.05	0.08	0.05	0.02	0.02	0.01
284	2190878616	69	Feeder 2	1	0	0	117	11	1.25	0.64	0.60	0.10	0.16	0.09	0.04	0.03	0.02
285	2111194409	69	Feeder 2	0	1	0	40	11	0.43	0.22	0.20	0.03	0.05	0.03	0.01	0.01	0.01
286	2191015212	70	Feeder 2	0	0	1	130	11	1.39	0.71	0.66	0.11	0.18	0.09	0.04	0.04	0.03
287	2191072313	70	Feeder 2	1	0	0	68	11	0.73	0.37	0.35	0.06	0.09	0.05	0.02	0.02	0.01
288	2107239908	70	Feeder 2	0	1	0	143	11	1.53	0.78	0.73	0.12	0.20	0.10	0.04	0.04	0.03
289	2111059102	71	Feeder 2	0	0	1	0	11	0.00	0.00	0.00	0.00	0.00	0.00	0.00	0.00	0.00
290	2100195905	72	Feeder 2	1	0	0	99	11	1.06	0.54	0.51	0.08	0.14	0.07	0.03	0.03	0.02
291	2100322508	72	Feeder 2	0	1	0	155	11	1.66	0.85	0.79	0.13	0.21	0.11	0.05	0.04	0.03
292	2196009415	72	Feeder 2	0	0	1	178	11	1.91	0.97	0.91	0.15	0.24	0.13	0.05	0.05	0.04
293	2191002110	72	Feeder 2	1	0	0	33	11	0.35	0.18	0.17	0.03	0.05	0.02	0.01	0.01	0.01
294	2107236801	72	Feeder 2	0	1	0	98	11	1.05	0.54	0.50	0.08	0.13	0.07	0.03	0.03	0.02
295	2191087914	72	Feeder 2	0	0	1	124	11	1.33	0.68	0.63	0.10	0.17	0.09	0.04	0.04	0.03
296	2112025600	73	Feeder 2	0	0	1	0	11	0.00	0.00	0.00	0.00	0.00	0.00	0.00	0.00	0.00
297	2190879418	73	Feeder 2	1	0	0	222	11	2.38	1.21	1.13	0.18	0.30	0.16	0.07	0.06	0.05
298	2190877210	73	Feeder 2	0	1	0	167	11	1.79	0.91	0.85	0.14	0.23	0.12	0.05	0.05	0.03
299	2194236813	74	Feeder 2	0	0	1	74	11	0.79	0.40	0.38	0.06	0.10	0.05	0.02	0.02	0.02
300	2115176405	74	Feeder 2	0	1	0	14	11	0.15	0.08	0.07	0.01	0.02	0.01	0.00	0.00	0.00
301	2191645615	75	Feeder 2	0	0	1	119	11	1.27	0.65	0.61	0.10	0.16	0.09	0.04	0.03	0.02
302	2104014905	75	Feeder 2	1	0	0	73	11	0.78	0.40	0.37	0.06	0.10	0.05	0.02	0.02	0.01
303	2101038706	75	Feeder 2	0	1	0	102	11	1.09	0.56	0.52	0.08	0.14	0.07	0.03	0.03	0.02
304	2190893011	75	Feeder 2	0	0	1	156	11	1.67	0.85	0.80	0.13	0.21	0.11	0.05	0.04	0.03
305	2190893410	76	Feeder 2	1	0	0	78	11	0.84	0.43	0.40	0.06	0.11	0.06	0.02	0.02	0.02
306	2107009104	76	Feeder 2	0	1	0	99	11	1.06	0.54	0.51	0.08	0.14	0.07	0.03	0.03	0.02
307	2195703113	77	Feeder 2	0	0	1	156	11	1.67	0.85	0.80	0.13	0.21	0.11	0.05	0.04	0.03
308	2195575514	77	Feeder 2	1	0	0	162	11	1.74	0.88	0.83	0.13	0.22	0.12	0.05	0.05	0.03
309	2199380203	78	Feeder 2	0	1	0	90	11	0.96	0.49	0.46	0.07	0.12	0.07	0.03	0.03	0.02
310	2111256005	78	Feeder 2	0	0	1	85	11	0.91	0.46	0.43	0.07	0.12	0.06	0.03	0.02	0.02
311	2113023806	78	Feeder 2	1	0	0	88	11	0.94	0.48	0.45	0.07	0.12	0.06	0.03	0.03	0.02
312	2191116817	78	Feeder 2	0	1	0	158	11	1.69	0.86	0.81	0.13	0.22	0.12	0.05	0.05	0.03
313	2111273309	78	Feeder 2	0	0	1	84	11	0.90	0.46	0.43	0.07	0.11	0.06	0.03	0.02	0.02
314	2111220701	78	Feeder 2	0	1	0	142	11	1.52	0.78	0.72	0.12	0.19	0.10	0.04	0.04	0.03
315	2195584912	79	Feeder 2	1	0	0	100	11	1.07	0.55	0.51	0.08	0.14	0.07	0.03	0.03	0.02
316	2191011217	79	Feeder 2	0	0	1	116	11	1.24	0.63							

S/N	Acct Number	Pole No.	Feeder	Connected Phase			Energy Consumption (kWh)	Tariff Code	Energy Consumption (kWh/day)			Active Power Consumption (kW)			Reactive Power Consumption (kVar)			
				P 1	P 2	P 3			TOU 1	TOU 2	TOU 3	TOU 1	TOU 2	TOU 3	TOU 1	TOU 2	TOU 3	
321	2191023312	81	Feeder 2	0	0	1	142	11	1.52	0.78	0.72	0.12	0.19	0.10	0.04	0.04	0.04	0.03
322	2113261804	81	Feeder 2	1	0	0	54	11	0.58	0.29	0.28	0.04	0.07	0.04	0.02	0.02	0.02	0.01
323	2104207002	81	Feeder 2	0	1	0	86	11	0.92	0.47	0.44	0.07	0.12	0.06	0.03	0.02	0.02	0.02
324	2109209909	81	Feeder 2	1	0	0	94	11	1.01	0.51	0.48	0.08	0.13	0.07	0.03	0.03	0.02	0.02
325	2195582219	81	Feeder 2	0	1	0	157	11	1.68	0.86	0.80	0.13	0.21	0.11	0.05	0.04	0.03	0.03
326	2194237216	82	Feeder 2	0	0	1	90	11	0.96	0.49	0.46	0.07	0.12	0.07	0.03	0.03	0.02	0.02
327	2103230302	82	Feeder 2	1	0	0	139	11	1.49	0.76	0.71	0.11	0.19	0.10	0.04	0.04	0.03	0.03
328	2190876710	82	Feeder 2	0	1	0	154	11	1.65	0.84	0.79	0.13	0.21	0.11	0.05	0.04	0.03	0.03
329	2191116515	82	Feeder 2	0	0	1	0	31	0.00	0.00	0.00	0.00	0.00	0.00	0.00	0.00	0.00	0.00
330	2198179806	82	Feeder 2	0	1	0	169	11	1.81	0.92	0.86	0.14	0.23	0.12	0.05	0.05	0.03	0.03
331	2195159014	83	Feeder 2	0	1	0	94	11	1.01	0.51	0.48	0.08	0.13	0.07	0.03	0.03	0.02	0.02
332	2100113003	83	Feeder 2	0	0	1	19	11	0.20	0.10	0.10	0.02	0.03	0.01	0.01	0.01	0.00	0.00
333	2190894719	83	Feeder 2	1	0	0	50	11	0.54	0.27	0.26	0.04	0.07	0.04	0.02	0.01	0.01	0.01
334	2112108506	83	Feeder 2	0	1	0	81	11	0.87	0.44	0.41	0.07	0.11	0.06	0.02	0.02	0.02	0.02
335	2104346606	84	Feeder 2	0	0	1	9	31	0.15	0.01	0.03	0.01	0.00	0.00	0.00	0.00	0.00	0.00
336	2105128106	84	Feeder 2	1	0	0	0	11	0.00	0.00	0.00	0.00	0.00	0.00	0.00	0.00	0.00	0.00
337	2101147807	84	Feeder 2	0	1	0	158	11	1.69	0.86	0.81	0.13	0.22	0.12	0.05	0.05	0.03	0.03
338	2100337300	84	Feeder 2	0	0	1	127	11	1.36	0.69	0.65	0.10	0.17	0.09	0.04	0.04	0.03	0.03
339	2102027902	84	Feeder 2	1	0	0	122	11	1.31	0.67	0.62	0.10	0.17	0.09	0.04	0.03	0.02	0.02
340	2105238009	84	Feeder 2	0	1	0	11	11	0.12	0.06	0.06	0.01	0.02	0.01	0.00	0.00	0.00	0.00
341	2104166500	84	Feeder 2	0	0	1	11	31	0.18	0.02	0.03	0.01	0.00	0.00	0.01	0.00	0.00	0.00
342	2190876613	85	Feeder 2	1	0	0	235	11	2.52	1.28	1.20	0.19	0.32	0.17	0.07	0.07	0.05	0.05
343	2104173906	85	Feeder 2	0	1	0	142	11	1.52	0.78	0.72	0.12	0.19	0.10	0.04	0.04	0.03	0.03
344	2105166806	85	Feeder 2	0	0	1	141	11	1.51	0.77	0.72	0.12	0.19	0.10	0.04	0.04	0.03	0.03
345	2194237119	85	Feeder 2	1	0	0	116	11	1.24	0.63	0.59	0.10	0.16	0.08	0.04	0.03	0.02	0.02
346	2106080506	86	Feeder 2	0	1	0	709	31	11.91	1.16	2.01	0.92	0.29	0.29	0.34	0.06	0.08	0.08
347	2100048104	86	Feeder 2	0	0	1	289	11	3.10	1.58	1.47	0.24	0.39	0.21	0.09	0.08	0.06	0.06
348	2113038307	86	Feeder 2	1	0	0	75	11	0.80	0.41	0.38	0.06	0.10	0.05	0.02	0.02	0.02	0.02
349	2191116310	86	Feeder 2	0	1	0	151	11	1.62	0.82	0.77	0.12	0.21	0.11	0.05	0.04	0.03	0.03
350	2195740515	86	Feeder 2	0	0	1	142	11	1.52	0.78	0.72	0.12	0.19	0.10	0.04	0.04	0.03	0.03
351	2195550317	86	Feeder 2	1	0	0	136	11	1.46	0.74	0.69	0.11	0.19	0.10	0.04	0.04	0.03	0.03
352	2195215917	86	Feeder 2	0	1	0	60	11	0.64	0.33	0.31	0.05	0.08	0.04	0.02	0.02	0.01	0.01
353	2199404005	86	Feeder 2	0	0	1	96	11	1.03	0.52	0.49	0.08	0.13	0.07	0.03	0.03	0.02	0.02
354	2104046904	87	Feeder 2	1	0	0	70	11	0.75	0.38	0.36	0.06	0.10	0.05	0.02	0.02	0.01	0.01
355	2106344805	87	Feeder 2	1	0	0	180	11	1.93	0.98	0.92	0.15	0.25	0.13	0.05	0.05	0.04	0.04
356	2191011012	87	Feeder 2	1	0	0	69	11	0.74	0.38	0.35	0.06	0.09	0.05	0.02	0.02	0.01	0.01
357	2190876419	88	Feeder 2	0	1	0	39	11	0.42	0.21	0.20	0.03	0.05	0.03	0.01	0.01	0.01	0.01
358	2104089905	88	Feeder 2	0	0	1	124	11	1.33	0.68	0.63	0.10	0.17	0.09	0.04	0.04	0.03	0.03
359	2195245018	88	Feeder 2	0	0	1	10	11	0.11	0.05	0.05	0.01	0.01	0.01	0.00	0.00	0.00	0.00
360	2190881110	89	Feeder 2	1	0	0	134	11	1.44	0.73	0.68	0.11	0.18	0.10	0.04	0.04	0.03	0.03
361	2100144901	89	Feeder 2	0	1	0	141	11	1.51	0.77	0.72	0.12	0.19	0.10	0.04	0.04	0.03	0.03
362	2195771216	90	Feeder 2	0	0	1	108	11	1.16	0.59	0.55	0.09	0.15	0.08	0.03	0.03	0.02	0.02
363	2191024017	90	Feeder 2	1	0	0	99	11	1.06	0.54	0.51	0.08	0.14	0.07	0.03	0.03	0.02	0.02
364	2191002412	90	Feeder 2	0	1	0	98	11	1.05	0.54	0.50	0.08	0.13	0.07	0.03	0.03	0.02	0.02
365	2190884918	90	Feeder 2	0	0	1	124	11	1.33	0.68	0.63	0.10	0.17	0.09	0.04	0.04	0.03	0.03
366	2104017300	90	Feeder 2	0	1	0	78	11	0.84	0.43	0.40	0.06	0.11	0.06	0.02	0.02	0.02	0.02
367	2104302900	91	Feeder 2	1	0	0	34	11	0.36	0.19	0.17	0.03	0.05	0.02	0.01	0.01	0.01	0.01
368	2194236015	91	Feeder 2	0	0	1	196	11	2.10	1.07	1.00	0.16	0.27	0.14	0.06	0.06	0.04	0.04
369	2108303901	91	Feeder 2	1	0	0	161	11	1.72	0.88	0.82	0.13	0.22	0.12	0.05	0.05	0.03	0.03
370	2191001211	91	Feeder 2	0	1	0	148	11	1.59	0.81	0.76	0.12	0.20	0.11	0.05	0.04	0.03	0.03
371	2190877016	92	Feeder 2	0	1	0	119	11	1.27	0.65	0.61	0.10	0.16	0.09	0.04	0.03	0.02	0.02
372	2100170104	92	Feeder 2	0	0	1	49	11	0.52	0.27	0.25	0.04	0.07	0.04	0.01	0.01	0.01	0.01
373	2190876311	92	Feeder 2	1	0	0	194	11	2.08	1.06	0.99	0.16	0.26	0.14	0.06	0.06	0.04	0.04
374	2190891019	93	Feeder 2	0	0	1	265	11	2.84	1.45	1.35	0.22	0.36	0.19	0.08	0.08	0.05	0.05
375	2191180310	93	Feeder 2	1	0	0	525	11	5.62	2.87	2.68	0.43	0.72	0.38	0.16	0.15	0.11	0.11
376	2191046312	93	Feeder 2	0	1	0	143	11	1.53	0.78	0.73	0.12	0.20	0.10	0.04	0.04	0.03	0.03
377	2115000900	93	Feeder 2	0	0	1	158	11	1.69	0.86	0.81	0.13	0.22	0.12	0.05	0.05	0.03	0.03
378	2190892716	93	Feeder 2	1	0	0	136	11	1.46	0.74	0.69	0.11	0.19	0.10	0.04	0.04	0.03	0.03
379	2104015707	93	Feeder 2	0	1	0	189	11	2.02	1.03	0.96	0.16	0.26	0.14	0.06	0.05	0.04	0.04
380	2191085512	94	Feeder 2	0	0	1	0	11	0.00	0.00	0.00	0.00	0.00	0.00	0.00	0.00	0.00	0.00
381	2100122002	94	Feeder 2	1	0	0	127	11	1.36	0.69	0.65	0.10	0.17	0.09	0.04	0.04	0.03	0.03
382	2191006612	95	Feeder 2	1	0	0	113	11	1.21	0.62	0.58	0.09	0.15	0.08	0.03	0.03	0.02	0.02
383	2104115604	96	Feeder 2	0	1	0	72	31	1.21	0.12	0.20	0.09	0.03	0.03	0.03	0.01	0.01	0.01
384	2109124601	96	Feeder 2	0	0	1												

S/N	Acct Number	Pole No.	Feeder	Connected Phase			Energy Consumption (kWh)	Tariff Code	Energy Consumption (kWh/day)			Active Power Consumption (kW)			Reactive Power Consumption (kVar)		
				P 1	P 2	P 3			TOU 1	TOU 2	TOU 3	TOU 1	TOU 2	TOU 3	TOU 1	TOU 2	TOU 3
401	2101067900	99	Feeder 2	0	0	1	292	11	3.13	1.60	1.49	0.24	0.40	0.21	0.09	0.08	0.06
402	2190876818	100	Feeder 2	1	0	0	82	11	0.88	0.45	0.42	0.07	0.11	0.06	0.03	0.02	0.02
403	2195794615	100	Feeder 2	0	1	0	90	11	0.96	0.49	0.46	0.07	0.12	0.07	0.03	0.03	0.02
404	2195767618	100	Feeder 2	0	0	1	184	11	1.97	1.01	0.94	0.15	0.25	0.13	0.06	0.05	0.04
405	2195228210	100	Feeder 2	1	0	0	113	11	1.21	0.62	0.58	0.09	0.15	0.08	0.03	0.03	0.02
406	2190876214	101	Feeder 2	1	0	0	174	11	1.86	0.95	0.89	0.14	0.24	0.13	0.05	0.05	0.04
407	2102166309	101	Feeder 2	0	1	0	0	11	0.00	0.00	0.00	0.00	0.00	0.00	0.00	0.00	0.00
408	2195217014	101	Feeder 2	0	0	1	134	11	1.44	0.73	0.68	0.11	0.18	0.10	0.04	0.04	0.03
409	2105300502	102	Feeder 2	1	0	0	73	11	0.78	0.40	0.37	0.06	0.10	0.05	0.02	0.02	0.01
410	2195612215	102	Feeder 2	0	1	0	176	11	1.89	0.96	0.90	0.15	0.24	0.13	0.05	0.05	0.04
411	2191407218	102	Feeder 2	0	0	1	0	11	0.00	0.00	0.00	0.00	0.00	0.00	0.00	0.00	0.00
412	2195678518	103	Feeder 2	0	1	0	109	11	1.17	0.60	0.56	0.09	0.15	0.08	0.03	0.03	0.02
413	2195793716	104	Feeder 2	0	0	1	110	11	1.18	0.60	0.56	0.09	0.15	0.08	0.03	0.03	0.02
414	2111195006	104	Feeder 2	1	0	0	141	11	1.51	0.77	0.72	0.12	0.19	0.10	0.04	0.04	0.03
415	2109101903	104	Feeder 2	0	1	0	56	11	0.60	0.31	0.29	0.05	0.08	0.04	0.02	0.02	0.01
416	2195790210	104	Feeder 2	0	0	1	82	11	0.88	0.45	0.42	0.07	0.11	0.06	0.03	0.02	0.02
417	2107093008	105	Feeder 2	1	0	0	218	11	2.34	1.19	1.11	0.18	0.30	0.16	0.07	0.06	0.04
418	2191438016	105	Feeder 2	0	1	0	148	11	1.59	0.81	0.76	0.12	0.20	0.11	0.05	0.04	0.03
419	2111029203	105	Feeder 2	0	0	1	152	11	1.63	0.83	0.78	0.13	0.21	0.11	0.05	0.04	0.03
420	2114127206	105	Feeder 2	1	0	0	82	11	0.88	0.45	0.42	0.07	0.11	0.06	0.03	0.02	0.02
421	2104339308	105	Feeder 2	0	1	0	84	11	0.90	0.46	0.43	0.07	0.11	0.06	0.03	0.02	0.02
422	2100348809	105	Feeder 2	0	0	1	134	11	1.44	0.73	0.68	0.11	0.18	0.10	0.04	0.04	0.03
423	2191006019	105	Feeder 2	1	0	0	79	11	0.85	0.43	0.40	0.07	0.11	0.06	0.02	0.02	0.02
424	2191455913	105	Feeder 2	1	0	0	108	11	1.16	0.59	0.55	0.09	0.15	0.08	0.03	0.03	0.02
425	2104166802	106	Feeder 2	0	1	0	75	31	1.26	0.12	0.21	0.10	0.03	0.03	0.04	0.01	0.01
426	2190876915	107	Feeder 2	0	1	0	163	11	1.75	0.89	0.83	0.13	0.22	0.12	0.05	0.05	0.03
427	2100348906	108	Feeder 2	0	0	1	14	31	0.24	0.02	0.04	0.02	0.01	0.01	0.01	0.00	0.00
428	2103125800	108	Feeder 2	0	0	1	107	11	1.15	0.58	0.55	0.09	0.15	0.08	0.03	0.03	0.02
429	2195822619	109	Feeder 2	0	1	0	266	11	2.85	1.45	1.36	0.22	0.36	0.19	0.08	0.08	0.05
430	2195766719	109	Feeder 2	1	0	0	148	11	1.59	0.81	0.76	0.12	0.20	0.11	0.05	0.04	0.03
431	2195766514	109	Feeder 2	0	1	0	119	11	1.27	0.65	0.61	0.10	0.16	0.09	0.04	0.03	0.02
432	2104115701	109	Feeder 2	0	0	1	133	11	1.42	0.73	0.68	0.11	0.18	0.10	0.04	0.04	0.03
433	2196023213	110	Feeder 2	0	0	1	171	11	1.83	0.93	0.87	0.14	0.23	0.12	0.05	0.05	0.03
434	2195474513	111	Feeder 2	0	0	1	108	11	1.16	0.59	0.55	0.09	0.15	0.08	0.03	0.03	0.02
435	2199010309	111	Feeder 2	1	0	0	137	11	1.47	0.75	0.70	0.11	0.19	0.10	0.04	0.04	0.03
436	2195239514	111	Feeder 2	0	1	0	0	11	0.00	0.00	0.00	0.00	0.00	0.00	0.00	0.00	0.00
437	2110123109	111	Feeder 2	0	0	1	67	11	0.72	0.37	0.34	0.06	0.09	0.05	0.02	0.02	0.01
438	2195562714	111	Feeder 2	1	0	0	183	11	1.96	1.00	0.93	0.15	0.25	0.13	0.06	0.05	0.04
439	2195799218	112	Feeder 2	1	0	0	214	11	2.29	1.17	1.09	0.18	0.29	0.16	0.07	0.06	0.04
440	2100308300	112	Feeder 2	0	1	0	160	11	1.71	0.87	0.82	0.13	0.22	0.12	0.05	0.05	0.03
441	2114150100	113	Feeder 2	1	0	0	215	11	2.30	1.17	1.10	0.18	0.29	0.16	0.07	0.06	0.04
442	2104264103	113	Feeder 2	0	1	0	182	11	1.95	0.99	0.93	0.15	0.25	0.13	0.06	0.05	0.04
443	2111275506	114	Feeder 2	1	0	0	194	11	2.08	1.06	0.99	0.16	0.26	0.14	0.06	0.06	0.04
444	2100120700	114	Feeder 2	0	0	1	181	11	1.94	0.99	0.92	0.15	0.25	0.13	0.06	0.05	0.04
445	2100361708	114	Feeder 2	1	0	0	114	11	1.22	0.62	0.58	0.09	0.16	0.08	0.03	0.03	0.02
446	2100361600	114	Feeder 2	0	1	0	0	11	0.00	0.00	0.00	0.00	0.00	0.00	0.00	0.00	0.00
447	2100198203	115	Feeder 2	0	0	1	0	11	0.00	0.00	0.00	0.00	0.00	0.00	0.00	0.00	0.00
448	2100328301	115	Feeder 2	1	0	0	171	11	1.83	0.93	0.87	0.14	0.23	0.12	0.05	0.05	0.03
449	2111005800	116	Feeder 2	0	1	0	177	11	1.90	0.97	0.90	0.15	0.24	0.13	0.05	0.05	0.04
450	2111005703	116	Feeder 2	0	0	1	175	11	1.88	0.96	0.90	0.14	0.24	0.13	0.05	0.05	0.04
451	2100243004	116	Feeder 2	0	1	0	233	11	2.50	1.28	1.19	0.19	0.32	0.17	0.07	0.07	0.05
452	2100328204	116	Feeder 2	0	0	1	83	11	0.89	0.45	0.42	0.07	0.11	0.06	0.03	0.02	0.02
453	2108048405	117	Feeder 2	1	0	0	146	11	1.56	0.80	0.74	0.12	0.20	0.11	0.04	0.04	0.03
454	2108048103	117	Feeder 2	0	1	0	190	11	2.03	1.04	0.97	0.16	0.26	0.14	0.06	0.05	0.04
455	2108048502	118	Feeder 2	0	0	1	199	11	2.13	1.09	1.02	0.16	0.27	0.15	0.06	0.06	0.04
456	2108048707	118	Feeder 2	1	0	0	136	11	1.46	0.74	0.70	0.11	0.19	0.10	0.04	0.04	0.03
457	2108048308	119	Feeder 2	0	1	0	256	11	2.74	1.40	1.31	0.21	0.35	0.19	0.08	0.07	0.05
458	2108048200	120	Feeder 2	0	0	1	440	11	4.72	2.40	2.25	0.36	0.60	0.32	0.13	0.13	0.09
459	2107307202	120	Feeder 2	1	0	0	235	11	2.52	1.28	1.20	0.19	0.32	0.17	0.07	0.07	0.05
460	2191007414	121	Feeder 2	0	0	1	211	11	2.26	1.15	1.08	0.17	0.29	0.15	0.06	0.06	0.04
461	2104206707	121	Feeder 2	1	0	0	158	11	1.69	0.86	0.81	0.13	0.22	0.12	0.05	0.05	0.03
462	2101019000	121	Feeder 2	0	1	0	159	11	1.70	0.87	0.81	0.13	0.22	0.12	0.05	0.05	0.03
463	2110086300	121	Feeder 2	0	0	1	208	11	2.23	1.14	1.06	0.17	0.28	0.15	0.06	0.06	0.04
464	2110086203	121	Feeder 2	1	0	0	287	11	3.07	1.57	1.46	0.24	0.39	0.21	0.09	0.08	0.06
465	2195735716	122	Feeder 2	1	0	0	372	11	3.98	2.03	1.90	0.31	0.51	0.27	0.11	0.11	0.08
466	2115172302	122	Feeder 2	0	1	0	219	11	2.35	1.20	1.12	0.18	0.30	0.16	0.07	0.06	0.04
467	2113075903	122	Feeder 2	0	0	1	293	11	3.14	1.60	1.49	0.24	0.40	0.21	0.09	0.08	0.06
468	2111141704	122	Feeder 2	1	0	0	70	11	0.75	0.38	0.36	0.06	0.10	0.05	0.02	0.02	0.01
469	2112044001	122	Feeder 2	0	1	0	292	11	3.13	1.60	1.49	0.24	0.40	0.21	0.09	0.08	0.06
470	2199184404	122	Feeder 2	0	1	0	91	11	0.97	0.50	0.46	0.07	0.12	0.07	0.03	0.03	0.02
471	2190894611	122	Feeder 2	0	0	1	32	11	0.34	0.17	0.16	0.03	0.04	0.02	0.01	0.01	0.01

S/N	Acct Number	Pole No.	Feeder	Connected Phase			Energy Consumption (kWh)	Tariff Code	Energy Consumption (kWh/day)			Active Power Consumption (kW)			Reactive Power Consumption (kVar)		
				P 1	P 2	P 3			TOU 1	TOU 2	TOU 3	TOU 1	TOU 2	TOU 3	TOU 1	TOU 2	TOU 3
1	2110103000	2	Feeder5	0	0	1	161	31	3.18	0.31	0.54	0.24	0.08	0.08	0.11	0.03	0.03
2	2192142013	2	Feeder5	1	0	0	334	11	4.20	2.14	2.00	0.32	0.54	0.29	0.15	0.19	0.13
3	2192086318	2	Feeder5	0	1	0	43	31	0.85	0.08	0.14	0.07	0.02	0.02	0.03	0.01	0.01
4	2192100515	2	Feeder5	0	0	1	156	11	1.96	1.00	0.94	0.15	0.25	0.13	0.07	0.09	0.06
5	2104051908	2	Feeder5	1	0	0	73	31	1.44	0.14	0.24	0.11	0.04	0.03	0.05	0.01	0.02
6	2194296514	4	Feeder5	1	0	0	306	11	3.85	1.96	1.83	0.30	0.49	0.26	0.13	0.17	0.12
7	2194293213	5	Feeder5	0	1	0	361	11	4.55	2.32	2.17	0.35	0.58	0.31	0.16	0.20	0.14
8	2194294112	5	Feeder5	0	0	1	108	11	1.36	0.69	0.65	0.10	0.17	0.09	0.05	0.06	0.04
9	2106017502	5	Feeder5	1	0	0	197	11	2.48	1.26	1.18	0.19	0.32	0.17	0.09	0.11	0.08
10	2193234612	5	Feeder5	0	1	0	144	11	1.81	0.92	0.86	0.14	0.23	0.12	0.06	0.08	0.05
11	2105107001	5	Feeder5	0	0	1	217	11	2.73	1.39	1.30	0.21	0.35	0.19	0.10	0.12	0.08
12	2192132417	6	Feeder5	0	1	0	52	11	0.65	0.33	0.31	0.05	0.08	0.04	0.02	0.03	0.02
13	2105133304	6	Feeder5	1	1	1	125	11	1.57	0.80	0.75	0.12	0.20	0.11	0.06	0.07	0.05
14	2107118000	6	Feeder5	1	0	0	162	11	2.04	1.04	0.97	0.16	0.26	0.14	0.07	0.09	0.06
15	2103219805	7	Feeder5	0	1	0	131	11	1.65	0.84	0.79	0.13	0.21	0.11	0.06	0.07	0.05
16	2192083912	7	Feeder5	0	0	1	260	11	3.27	1.67	1.56	0.25	0.42	0.22	0.11	0.14	0.10
17	2194301313	7	Feeder5	1	0	0	274	11	3.45	1.76	1.64	0.27	0.44	0.23	0.12	0.15	0.10
18	2192147813	7	Feeder5	0	0	1	140	11	1.76	0.90	0.84	0.14	0.22	0.12	0.06	0.08	0.05
19	2109012005	7	Feeder5	1	0	0	45	11	0.57	0.29	0.27	0.04	0.07	0.04	0.02	0.03	0.02
20	2194293310	7	Feeder5	0	1	0	366	11	4.61	2.35	2.19	0.35	0.59	0.31	0.16	0.20	0.14
21	2192132514	8	Feeder5	1	0	0	45	11	0.57	0.29	0.27	0.04	0.07	0.04	0.02	0.03	0.02
22	2192132611	8	Feeder5	0	1	0	86	31	1.70	0.17	0.29	0.13	0.04	0.04	0.06	0.01	0.02
23	2192132816	9	Feeder5	0	1	0	135	11	1.70	0.87	0.81	0.13	0.22	0.12	0.06	0.08	0.05
24	2101065401	9	Feeder5	1	0	0	165	11	2.08	1.06	0.99	0.16	0.26	0.14	0.07	0.09	0.06
25	2192140517	9	Feeder5	0	0	1	229	11	2.88	1.47	1.37	0.22	0.37	0.20	0.10	0.13	0.09
26	2192096410	9	Feeder5	1	0	0	308	11	3.88	1.98	1.85	0.30	0.49	0.26	0.14	0.17	0.12
27	2194197613	9	Feeder5	0	1	0	84	11	1.06	0.54	0.50	0.08	0.13	0.07	0.04	0.05	0.03
28	2192149212	9	Feeder5	0	0	1	85	11	1.07	0.55	0.51	0.08	0.14	0.07	0.04	0.05	0.03
29	2192084315	10	Feeder5	0	0	1	164	11	2.06	1.05	0.98	0.16	0.26	0.14	0.07	0.09	0.06
30	2192102615	10	Feeder5	0	1	0	88	11	1.11	0.56	0.53	0.09	0.14	0.08	0.04	0.05	0.03
31	2112029207	10	Feeder5	0	0	1	100	11	1.26	0.64	0.60	0.10	0.16	0.09	0.04	0.06	0.04
32	2103257103	11	Feeder5	0	1	0	90	11	1.13	0.58	0.54	0.09	0.14	0.08	0.04	0.05	0.03
33	2195167017	11	Feeder5	1	0	0	125	11	1.57	0.80	0.75	0.12	0.20	0.11	0.06	0.07	0.05
34	2192146329	11	Feeder5	0	1	0	65	11	0.82	0.42	0.39	0.06	0.10	0.06	0.03	0.04	0.02
35	2192110111	12	Feeder5	0	1	0	156	11	1.96	1.00	0.94	0.15	0.25	0.13	0.07	0.09	0.06
36	2101182009	12	Feeder5	0	0	1	42	11	0.53	0.27	0.25	0.04	0.07	0.04	0.02	0.02	0.02
37	2104021405	12	Feeder5	1	0	0	46	11	0.58	0.30	0.28	0.04	0.07	0.04	0.02	0.03	0.02
38	2192093411	12	Feeder5	0	0	1	209	11	2.63	1.34	1.25	0.20	0.34	0.18	0.09	0.12	0.08
39	2106109504	12	Feeder5	1	0	0	83	11	1.04	0.53	0.50	0.08	0.13	0.07	0.04	0.05	0.03
40	2106229208	12	Feeder5	0	1	0	31	11	0.39	0.20	0.19	0.03	0.05	0.03	0.01	0.02	0.01
41	2192096518	12	Feeder5	0	0	1	197	11	2.48	1.26	1.18	0.19	0.32	0.17	0.09	0.11	0.08
42	2192152612	12	Feeder5	1	0	0	161	11	2.03	1.03	0.97	0.16	0.26	0.14	0.07	0.09	0.06
43	2101106809	12	Feeder5	0	1	0	41	11	0.52	0.26	0.25	0.04	0.07	0.04	0.02	0.02	0.02
44	2100053302	13	Feeder5	0	0	1	49	11	0.62	0.31	0.29	0.05	0.08	0.04	0.02	0.03	0.02
45	2199082202	13	Feeder5	1	0	0	127	11	1.60	0.82	0.76	0.12	0.20	0.11	0.06	0.07	0.05
46	2192095317	13	Feeder5	0	1	0	445	11	5.60	2.86	2.67	0.43	0.71	0.38	0.20	0.25	0.17
47	2192106114	15	Feeder5	1	0	0	96	11	1.21	0.62	0.58	0.09	0.15	0.08	0.04	0.05	0.04
48	2192109520	15	Feeder5	0	1	0	126	11	1.59	0.81	0.76	0.12	0.20	0.11	0.06	0.07	0.05
49	2192125429	15	Feeder5	0	0	1	168	11	2.11	1.08	1.01	0.16	0.27	0.14	0.07	0.09	0.06
50	2192132921	15	Feeder5	1	0	0	0	11	0.00	0.00	0.00	0.00	0.00	0.00	0.00	0.00	0.00
51	2192139810	15	Feeder5	0	1	0	4	11	0.05	0.03	0.02	0.00	0.01	0.00	0.00	0.00	0.00
52	2192125313	15	Feeder5	0	0	1	62	11	0.78	0.40	0.37	0.06	0.10	0.05	0.03	0.03	0.02
53	2100060805	16	Feeder5	0	0	1	1	31	0.02	0.00	0.00	0.00	0.00	0.00	0.00	0.00	0.00
54	2192144415	16	Feeder5	1	0	0	62	11	0.78	0.40	0.37	0.06	0.10	0.05	0.03	0.03	0.02
55	2105245501	16	Feeder5	0	1	0	62	11	0.78	0.40	0.37	0.06	0.10	0.05	0.03	0.03	0.02
56	2113147602	16	Feeder5	0	0	1	68	11	0.86	0.44	0.41	0.07	0.11	0.06	0.03	0.04	0.03
57	2192125623	16	Feeder5	1	0	0	210	11	2.64	1.35	1.26	0.20	0.34	0.18	0.09	0.12	0.08
58	2103178602	16	Feeder5	0	0	1	97	11	1.23	0.62	0.58	0.09	0.16	0.08	0.04	0.05	0.04
59	2192085818	16	Feeder5	1	1	1	288	11	3.62	1.85	1.73	0.28	0.46	0.25	0.13	0.16	0.11
60	2192125518	16	Feeder5	0	1	0	628	11	7.90	4.03	3.77	0.61	1.01	0.54	0.28	0.35	0.24
61	2105106803	17	Feeder5	0	1	0	33	31	0.65	0.06	0.11	0.05	0.02	0.02	0.02	0.01	0.01
62	2111144800	17	Feeder5	0	0	1	166	11	2.09	1.07	1.00	0.16	0.27	0.14	0.07	0.09	0.06
63	2106228805	17	Feeder5	1	0	0	85	11	1.07	0.55	0.51	0.08	0.14	0.07	0.04	0.05	0.03
64	2192018010	17	Feeder5	0	1	0	180	11	2.27	1.16	1.08	0.17	0.29	0.15	0.08	0.10	0.07
65	2199119203	19	Feeder4	0	0	1	48	31	0.95	0.09	0.16	0.07	0.02	0.02	0.03	0.01	0.01
66	2192089910	19	Feeder4	1	0	0	224	11	2.82	1.44	1.34	0.22	0.36	0.19	0.10	0.12	0.09
67	2192131216	19	Feeder4	0	1	0	207	11	2.61	1.33	1.24	0.20	0.33	0.18	0.09	0.12	0.08
68	2194301119	19	Feeder4	0	0	1	63	11	0.79	0.40	0.38	0.06	0.10	0.05	0.03	0.04	0.02
69	2102037002	20	Feeder4	1	0	0	160	11	2.01	1.03	0.96	0.15	0.26	0.14	0.07	0.09	0.06
70	2192131313	20	Feeder4	0	1	0	137	11	1.72	0.88	0.82	0.13	0.22	0.12	0.06	0.08	0.05
71	2192152515	20	Feeder4	0	0	1	85	11	1.07	0.55	0.51	0.08	0.14	0.07	0.04	0.05	0.03
72	2192131410	20	Feeder4	1	0	0	310	11	3.90	1.99	1.86	0.30	0.50	0.27	0.14	0.17	0.12
73	2113167808	21	Feeder4	1	0	0	69	11	0.87	0.44	0.41	0.07	0.11	0.06	0.03	0.04	0.03
74	2192086911	21	Feeder4	0	1	0	181	11	2.28	1.16	1.09	0.18	0.29	0.16	0.08	0.10	0.07
75	2194306617	21	Feeder4	0	0	1	97	11	1.22	0.62	0.58	0.09	0.16	0.08	0.04	0.05	0.04
76	2192135211	21	Feeder4	1	0	0	173	11	2.18	1.11	1.04	0.17	0.28	0.15	0.08	0.10	0.07
77	2192131615	22	Feeder4	0	1	0	160	11	2.01	1.03	0.96	0.15	0.26	0.14	0.07	0.09	0.06

S/N	Acct Number	Pole No.	Feeder	Connected Phase			Energy Consumption (kWh)	Tariff Code	Energy Consumption (kWh/day)			Active Power Consumption (kW)			Reactive Power Consumption (kVar)		
				P 1	P 2	P 3			TOU 1	TOU 2	TOU 3	TOU 1	TOU 2	TOU 3	TOU 1	TOU 2	TOU 3
81	2113058006	22	Feeder4	1	0	0	157	11	1.98	1.01	0.94	0.15	0.25	0.13	0.07	0.09	0.06
82	2192131712	22	Feeder4	0	1	0	259	11	3.26	1.66	1.55	0.25	0.42	0.22	0.11	0.14	0.10
83	2198101904	23	Feeder4	0	0	1	125	11	1.57	0.80	0.75	0.12	0.20	0.11	0.06	0.07	0.05
84	2192146019	23	Feeder4	1	0	0	388	31	7.66	0.75	1.30	0.59	0.19	0.19	0.27	0.06	0.08
85	2192137613	23	Feeder4	0	1	0	119	11	1.50	0.76	0.71	0.12	0.19	0.10	0.05	0.07	0.05
86	2192131917	23	Feeder4	0	0	1	228	11	2.87	1.46	1.37	0.22	0.37	0.20	0.10	0.13	0.09
87	2111143308	24	Feeder4	1	1	1	373	11	4.70	2.40	2.24	0.36	0.60	0.32	0.16	0.21	0.14
88	2192142714	24	Feeder4	0	1	0	227	11	2.86	1.46	1.36	0.22	0.36	0.19	0.10	0.13	0.09
89	2192150415	24	Feeder4	0	0	1	209	11	2.63	1.34	1.25	0.20	0.34	0.18	0.09	0.12	0.08
90	2192132212	24	Feeder4	1	0	0	93	11	1.17	0.60	0.56	0.09	0.15	0.08	0.04	0.05	0.04
91	2192132018	24	Feeder4	0	0	1	38	11	0.48	0.24	0.23	0.04	0.06	0.03	0.02	0.02	0.01
92	2192143915	25	Feeder4	0	1	0	142	11	1.79	0.91	0.85	0.14	0.23	0.12	0.06	0.08	0.05
93	2107161208	25	Feeder4	1	0	0	179	11	2.25	1.15	1.07	0.17	0.29	0.15	0.08	0.10	0.07
94	2192132115	25	Feeder4	0	1	0	118	11	1.49	0.76	0.71	0.11	0.19	0.10	0.05	0.07	0.04
95	2192148119	26	Feeder4	1	0	0	207	11	2.61	1.33	1.24	0.20	0.33	0.18	0.09	0.12	0.08
96	2114129209	26	Feeder4	0	1	0	138	11	1.74	0.89	0.83	0.13	0.22	0.12	0.06	0.08	0.05
97	2192137516	26	Feeder4	0	0	1	63	11	0.79	0.40	0.38	0.06	0.10	0.05	0.03	0.04	0.02
98	2192091710	27	Feeder4	0	0	1	383	11	4.82	2.46	2.30	0.37	0.61	0.33	0.17	0.21	0.15
99	2105264506	28	Feeder4	1	0	0	60	11	0.76	0.39	0.36	0.06	0.10	0.05	0.03	0.03	0.02
100	2107340803	28	Feeder4	0	1	0	158	11	1.99	1.01	0.95	0.15	0.25	0.14	0.07	0.09	0.06
101	2114188000	28	Feeder4	0	0	1	98	31	1.93	0.19	0.33	0.15	0.05	0.05	0.07	0.02	0.02
102	2192154011	28	Feeder4	1	0	0	182	11	2.29	1.17	1.09	0.18	0.29	0.16	0.08	0.10	0.07
103	2194299319	29	Feeder4	0	1	0	115	11	1.45	0.74	0.69	0.11	0.18	0.10	0.05	0.06	0.04
104	2114199002	29	Feeder4	0	0	1	91	11	1.15	0.58	0.55	0.09	0.15	0.08	0.04	0.05	0.03
105	2192089716	29	Feeder4	1	0	0	211	11	2.65	1.35	1.26	0.20	0.34	0.18	0.09	0.12	0.08
106	2194301410	30	Feeder4	0	1	0	157	11	1.98	1.01	0.94	0.15	0.25	0.13	0.07	0.09	0.06
107	2106248601	30	Feeder4	0	0	1	3	11	0.04	0.02	0.02	0.00	0.00	0.00	0.00	0.00	0.00
108	2193488312	30	Feeder4	1	0	0	132	11	1.66	0.85	0.79	0.13	0.21	0.11	0.06	0.07	0.05
109	2194293418	30	Feeder4	0	1	0	135	11	1.70	0.87	0.81	0.13	0.22	0.12	0.06	0.08	0.05
110	2199069907	30	Feeder4	0	0	1	95	11	1.20	0.61	0.57	0.09	0.15	0.08	0.04	0.05	0.04
111	2192088310	30	Feeder4	1	0	0	97	11	1.22	0.62	0.58	0.09	0.16	0.08	0.04	0.05	0.04
112	2194304517	30	Feeder4	0	1	0	113	11	1.42	0.73	0.68	0.11	0.18	0.10	0.05	0.06	0.04
113	2192222610	31	Feeder4	0	1	0	46	11	0.58	0.30	0.28	0.04	0.07	0.04	0.02	0.03	0.02
114	2105245803	31	Feeder4	0	0	1	134	11	1.69	0.86	0.80	0.13	0.22	0.11	0.06	0.07	0.05
115	2114014509	31	Feeder4	1	0	0	78	11	0.98	0.50	0.47	0.08	0.13	0.07	0.03	0.04	0.03
116	2106333706	31	Feeder4	0	1	0	84	11	1.06	0.54	0.50	0.08	0.13	0.07	0.04	0.05	0.03
117	2104353203	31	Feeder4	0	0	1	213	11	2.68	1.37	1.28	0.21	0.34	0.18	0.09	0.12	0.08
118	2192130910	32	Feeder4	0	0	1	174	11	2.19	1.12	1.04	0.17	0.28	0.15	0.08	0.10	0.07
119	2192153910	32	Feeder4	1	0	0	168	11	2.11	1.08	1.01	0.16	0.27	0.14	0.07	0.09	0.06
120	2113050307	32	Feeder4	0	1	0	21	11	0.26	0.13	0.13	0.02	0.03	0.02	0.01	0.01	0.01
121	2104124204	32	Feeder4	0	0	1	149	11	1.88	0.96	0.89	0.14	0.24	0.13	0.07	0.08	0.06
122	2194306315	32	Feeder4	1	0	0	165	11	2.08	1.06	0.99	0.16	0.26	0.14	0.07	0.09	0.06
123	2192142811	32	Feeder4	0	1	0	139	11	1.75	0.89	0.83	0.13	0.22	0.12	0.06	0.08	0.05
124	2192131119	32	Feeder4	1	1	1	216	11	2.72	1.39	1.29	0.21	0.35	0.18	0.10	0.12	0.08
125	2103043006	32	Feeder4	1	0	0	126	11	1.59	0.81	0.76	0.12	0.20	0.11	0.06	0.07	0.05
126	2198046407	32	Feeder4	0	1	0	128	11	1.61	0.82	0.77	0.12	0.21	0.11	0.06	0.07	0.05
127	2194302913	32	Feeder4	0	0	1	82	11	1.03	0.53	0.49	0.08	0.13	0.07	0.04	0.05	0.03
128	2106333803	32	Feeder4	1	0	0	7	11	0.08	0.04	0.04	0.01	0.01	0.01	0.00	0.00	0.00
129	2109012102	32	Feeder4	1	0	0	0	31	0.00	0.00	0.00	0.00	0.00	0.00	0.00	0.00	0.00
130	2114095606	32	Feeder4	1	1	1	169	31	3.34	0.32	0.56	0.26	0.08	0.08	0.12	0.03	0.04
131	2192140916	33	Feeder4	0	0	1	130	11	1.64	0.83	0.78	0.13	0.21	0.11	0.06	0.07	0.05
132	2199162508	33	Feeder4	1	0	0	176	11	2.22	1.13	1.06	0.17	0.28	0.15	0.08	0.10	0.07
133	2106016506	33	Feeder4	0	1	0	0	11	0.00	0.00	0.00	0.00	0.00	0.00	0.00	0.00	0.00
134	2192131011	33	Feeder4	1	0	0	189	11	2.38	1.22	1.14	0.18	0.30	0.16	0.08	0.11	0.07
135	2107288003	34	Feeder1	0	0	1	112	11	1.41	0.72	0.67	0.11	0.18	0.10	0.05	0.06	0.04
136	2192090412	34	Feeder1	1	0	0	139	11	1.75	0.89	0.83	0.13	0.22	0.12	0.06	0.08	0.05
137	2199193705	34	Feeder1	0	1	0	0	11	0.00	0.00	0.00	0.00	0.00	0.00	0.00	0.00	0.00
138	2199194906	35	Feeder1	0	1	0	189	11	2.38	1.21	1.13	0.18	0.30	0.16	0.08	0.11	0.07
139	2195761318	35	Feeder1	0	0	1	133	11	1.67	0.85	0.80	0.13	0.21	0.11	0.06	0.07	0.05
140	2112134604	35	Feeder1	1	0	0	60	11	0.76	0.39	0.36	0.06	0.10	0.05	0.03	0.03	0.02
141	2106231008	36	Feeder1	0	1	0	127	11	1.60	0.82	0.76	0.12	0.20	0.11	0.06	0.07	0.05
142	2192135319	36	Feeder1	0	0	1	89	11	1.12	0.57	0.53	0.09	0.14	0.08	0.04	0.05	0.03
143	2192145012	36	Feeder1	1	0	0	144	11	1.81	0.92	0.86	0.14	0.23	0.12	0.06	0.08	0.05
144	2105210104	36	Feeder1	0	1	0	58	11	0.73	0.37	0.35	0.06	0.09	0.05	0.03	0.03	0.02
145	2192135416	36	Feeder1	0	0	1	83	11	1.04	0.53	0.50	0.08	0.13	0.07	0.04	0.05	0.03
146	2110103302	37	Feeder1	1	0	0	82	11	1.03	0.53	0.49	0.08	0.13	0.07	0.04	0.05	0.03
147	2192086512	37	Feeder1	0	1	0	152	11	1.91	0.98	0.91	0.15	0.24	0.13	0.07	0.08	0.06
148	2192135017	37	Feeder1	0	0	1	138	11	1.74	0.89	0.83	0.13	0.22	0.12	0.06	0.08	0.05
149	2192084218	37	Feeder1	1	0	0	212	11	2.67	1.36	1.27	0.21	0.34	0.18	0.09	0.12	0.08
150	2192102917	37	Feeder1	0	1	0	277	11	3.49	1.78	1.66	0.27	0.44	0.24	0.12	0.15	0.11
151	2195637412	37	Feeder1	0	0	1	255	11	3.21	1.64	1.53	0.25	0.41	0.22	0.11	0.14	0.10
152	2101136503	38	Feeder1	1	0	0	103	11	1.30	0.66	0.62	0.10	0.17	0.09	0.05	0.06	0.04
153	2192142315	38	Feeder1	0	1	0	334	11	4.20	2.14	2.00	0.32	0.54	0.29	0.15	0.19	0.13
154	2192135114	38	Feeder1	0	0	1	83	11	1.04	0.53	0.50	0.08	0.13	0.07	0.04	0.05	0.03
155	2106314302	39	Feeder1	1	0	0	164	11	2.06	1.05	0.98	0.16	0.26	0.14	0.07	0.09	0.06
156	2199213404	39	Feeder1	0	1	0	95	11	1.20	0.61	0.57	0.09	0.15	0.08	0.04	0.05	0.04
157	2115002105																

S/N	Acct Number	Pole No.	Feeder	Connected Phase			Energy Consumption (kWh)	Tariff Code	Energy Consumption (kWh/day)			Active Power Consumption (kW)			Reactive Power Consumption (kVar)		
				P 1	P 2	P 3			TOU 1	TOU 2	TOU 3	TOU 1	TOU 2	TOU 3	TOU 1	TOU 2	TOU 3
161	2104217202	39	Feeder1	1	0	0	100	11	1.26	0.64	0.60	0.10	0.16	0.09	0.04	0.06	0.04
162	2102010406	39	Feeder1	0	1	0	119	11	1.50	0.76	0.71	0.12	0.19	0.10	0.05	0.07	0.05
163	2190033616	39	Feeder1	0	0	1	200	11	2.52	1.28	1.20	0.19	0.32	0.17	0.09	0.11	0.08
164	2192144717	39	Feeder1	1	0	0	284	11	3.57	1.82	1.70	0.27	0.46	0.24	0.13	0.16	0.11
165	2198045400	40	Feeder1	0	1	0	593	11	7.46	3.81	3.56	0.57	0.95	0.51	0.26	0.33	0.23
166	2192152310	40	Feeder1	0	0	1	187	11	2.35	1.20	1.12	0.18	0.30	0.16	0.08	0.10	0.07
167	2101323109	40	Feeder1	1	0	0	108	11	1.36	0.69	0.65	0.10	0.17	0.09	0.05	0.06	0.04
168	2192222718	40	Feeder1	0	1	0	228	11	2.87	1.46	1.37	0.22	0.37	0.20	0.10	0.13	0.09
169	2114147606	40	Feeder1	0	0	1	66	11	0.83	0.42	0.40	0.06	0.11	0.06	0.03	0.04	0.03
170	2192153317	40	Feeder1	1	0	0	116	11	1.46	0.74	0.70	0.11	0.19	0.10	0.05	0.06	0.04
171	2109066709	40	Feeder1	0	1	0	164	11	2.06	1.05	0.98	0.16	0.26	0.14	0.07	0.09	0.06
172	2192060815	40	Feeder1	0	0	1	190	11	2.39	1.22	1.14	0.18	0.30	0.16	0.08	0.11	0.07
173	2199146901	40	Feeder1	1	0	0	233	11	2.93	1.50	1.40	0.23	0.37	0.20	0.10	0.13	0.09
174	2110210001	40	Feeder1	0	1	0	172	11	2.16	1.10	1.03	0.17	0.28	0.15	0.08	0.10	0.07
175	2114263401	40	Feeder1	0	0	1	75	11	0.94	0.48	0.45	0.07	0.12	0.06	0.03	0.04	0.03
176	2192085710	40	Feeder1	1	0	0	78	11	0.98	0.50	0.47	0.08	0.13	0.07	0.03	0.04	0.03
177	2103209109	40	Feeder1	0	1	0	343	11	4.32	2.20	2.06	0.33	0.55	0.29	0.15	0.19	0.13
178	2199115607	40	Feeder1	0	0	1	283	31	5.59	0.54	0.94	0.43	0.14	0.13	0.20	0.05	0.06
179	2192152914	40	Feeder1	1	0	0	68	11	0.86	0.44	0.41	0.07	0.11	0.06	0.03	0.04	0.03
180	2106110901	40	Feeder1	0	1	0	104	11	1.31	0.67	0.62	0.10	0.17	0.09	0.05	0.06	0.04
181	2112216201	40	Feeder1	0	0	1	136	11	1.71	0.87	0.82	0.13	0.22	0.12	0.06	0.08	0.05
182	2103143205	40	Feeder1	0	1	0	94	11	1.18	0.60	0.56	0.09	0.15	0.08	0.04	0.05	0.04
183	2192138210	41	Feeder1	1	0	0	76	11	0.96	0.49	0.46	0.07	0.12	0.07	0.03	0.04	0.03
184	2103220005	41	Feeder1	0	0	1	120	11	1.51	0.77	0.72	0.12	0.19	0.10	0.05	0.07	0.05
185	2192139713	42	Feeder1	1	0	0	312	11	3.93	2.00	1.87	0.30	0.50	0.27	0.14	0.17	0.12
186	2192137117	42	Feeder1	0	1	0	84	11	1.06	0.54	0.50	0.08	0.13	0.07	0.04	0.05	0.03
187	2192103913	42	Feeder1	0	0	1	206	11	2.59	1.32	1.24	0.20	0.33	0.18	0.09	0.11	0.08
188	2102092801	42	Feeder1	1	0	0	95	11	1.20	0.61	0.57	0.09	0.15	0.08	0.04	0.05	0.04
189	2106219709	42	Feeder1	0	1	0	98	11	1.23	0.63	0.59	0.09	0.16	0.08	0.04	0.05	0.04
190	2113049201	42	Feeder1	0	0	1	56	11	0.70	0.36	0.34	0.05	0.09	0.05	0.02	0.03	0.02
191	2192140614	42	Feeder1	1	0	0	225	11	2.83	1.44	1.35	0.22	0.36	0.19	0.10	0.13	0.09
192	2192058713	42	Feeder1	0	1	0	134	11	1.69	0.86	0.80	0.13	0.22	0.11	0.06	0.07	0.05
193	2113109506	42	Feeder1	0	0	1	162	11	2.04	1.04	0.97	0.16	0.26	0.14	0.07	0.09	0.06
194	2112112309	42	Feeder1	1	0	0	214	11	2.69	1.37	1.28	0.21	0.34	0.18	0.09	0.12	0.08
195	2100353101	42	Feeder1	0	1	0	154	11	1.94	0.99	0.92	0.15	0.25	0.13	0.07	0.09	0.06
196	2192138814	42	Feeder1	0	0	1	70	11	0.88	0.45	0.42	0.07	0.11	0.06	0.03	0.04	0.03
197	2192107919	42	Feeder1	1	0	0	142	11	1.79	0.91	0.85	0.14	0.23	0.12	0.06	0.08	0.05
198	2192136919	43	Feeder1	0	1	0	143	11	1.80	0.92	0.86	0.14	0.23	0.12	0.06	0.08	0.05
199	2100223208	43	Feeder1	0	0	1	121	11	1.52	0.78	0.73	0.12	0.19	0.10	0.05	0.07	0.05
200	2194306811	43	Feeder1	1	0	0	144	11	1.81	0.92	0.86	0.14	0.23	0.12	0.06	0.08	0.05
201	2109154004	43	Feeder1	0	0	1	161	11	2.03	1.03	0.97	0.16	0.26	0.14	0.07	0.09	0.06
202	2101265206	43	Feeder1	1	0	0	85	11	1.07	0.55	0.51	0.08	0.14	0.07	0.04	0.05	0.03
203	2113203405	43	Feeder1	0	1	0	74	11	0.93	0.47	0.44	0.07	0.12	0.06	0.03	0.04	0.03
204	2106228406	43	Feeder1	0	0	1	99	11	1.25	0.64	0.59	0.10	0.16	0.08	0.04	0.06	0.04
205	2101065606	43	Feeder1	1	0	0	133	11	1.67	0.85	0.80	0.13	0.21	0.11	0.06	0.07	0.05
206	2102189406	43	Feeder1	0	1	0	172	11	2.16	1.10	1.03	0.17	0.28	0.15	0.08	0.10	0.07
207	2111212202	44	Feeder1	0	1	0	151	11	1.90	0.97	0.91	0.15	0.24	0.13	0.07	0.08	0.06
208	2107120803	44	Feeder1	0	0	1	76	11	0.96	0.49	0.46	0.07	0.12	0.07	0.03	0.04	0.03
209	2199164403	44	Feeder1	1	0	0	97	11	1.22	0.62	0.58	0.09	0.16	0.08	0.04	0.05	0.04
210	2114184501	44	Feeder1	0	1	0	88	11	1.11	0.56	0.53	0.09	0.14	0.08	0.04	0.05	0.03
211	2114199401	44	Feeder1	0	0	1	122	11	1.54	0.78	0.73	0.12	0.20	0.10	0.05	0.07	0.05
212	2107165106	44	Feeder1	1	0	0	186	11	2.34	1.19	1.12	0.18	0.30	0.16	0.08	0.10	0.07
213	2113229803	45	Feeder1	1	0	0	8	11	0.10	0.05	0.05	0.01	0.01	0.01	0.00	0.00	0.00
214	2113229900	45	Feeder1	0	1	0	122	11	1.54	0.78	0.73	0.12	0.20	0.10	0.05	0.07	0.05
215	2109090502	45	Feeder1	0	0	1	100	11	1.26	0.64	0.60	0.10	0.16	0.09	0.04	0.06	0.04
216	2103063007	46	Feeder1	0	1	0	47	11	0.59	0.30	0.28	0.05	0.07	0.04	0.02	0.03	0.02
217	2113180308	46	Feeder1	0	0	1	21	11	0.26	0.13	0.13	0.02	0.03	0.02	0.01	0.01	0.01
218	2114242706	46	Feeder1	1	0	0	57	11	0.72	0.37	0.34	0.06	0.09	0.05	0.03	0.03	0.02
219	2100249304	46	Feeder1	0	1	0	146	11	1.84	0.94	0.88	0.14	0.23	0.13	0.06	0.08	0.06
220	2102067505	46	Feeder1	0	0	1	233	11	2.93	1.50	1.40	0.23	0.37	0.20	0.10	0.13	0.09
221	2111032409	46	Feeder1	1	0	0	169	11	2.13	1.08	1.01	0.16	0.27	0.14	0.07	0.09	0.06
222	2198045508	46	Feeder1	0	1	0	59	11	0.74	0.38	0.35	0.06	0.09	0.05	0.03	0.03	0.02
223	2198045907	46	Feeder1	0	0	1	82	11	1.03	0.53	0.49	0.08	0.13	0.07	0.04	0.05	0.03
224	2112027808	46	Feeder1	1	0	0	15	11	0.19	0.10	0.09	0.01	0.02	0.01	0.01	0.01	0.01
225	2114014002	47	Feeder1	0	1	0	130	11	1.64	0.83	0.78	0.13	0.21	0.11	0.06	0.07	0.05
226	2114060802	48	Feeder1	0	0	1	150	11	1.88	0.96	0.90	0.14	0.24	0.13	0.07	0.08	0.06
227	2103041801	48	Feeder1	1	0	0	118	11	1.48	0.75	0.70	0.11	0.19	0.10	0.05	0.07	0.04
228	2107122806	48	Feeder1	0	1	0	193	11	2.43	1.24	1.16	0.19	0.31	0.17	0.09	0.11	0.07
229	2106144709	48	Feeder1	0	0	1	179	11	2.25	1.15	1.07	0.17	0.29	0.15	0.08	0.10	0.07
230	2113221004	48	Feeder1	1	0	0	292	11	3.68	1.87	1.75	0.28	0.47	0.25	0.13	0.16	0.11
231	2104124409	48	Feeder1	0	1	0	213	11	2.68	1.37	1.28	0.21	0.34	0.18	0.09	0.12	0.08
232	2107122601	48	Feeder1	0	0	1	69	11	0.87	0.44	0.41	0.07	0.11	0.06	0.03	0.04	0.03
233	2112131605	48	Feeder1	1	0	0	33	11	0.42	0.21	0.20	0.03	0.05	0.03	0.01	0.02	0.01
234	2114028100	48	Feeder1	0	1	0	168	11	2.11	1.08	1.01	0.16	0.27	0.14	0.07	0.09	0.06
235	2104269709	48	Feeder1	0	0	1	145	11	1.82	0.93	0.87	0.14	0.23	0.12	0.06	0.08	0.06
236	2103220307	48	Feeder1	1	0	0	135	11	1.70	0.87	0.81	0.13	0.22	0.12	0.06	0	

S/N	Acct Number	Pole No.	Feeder	Connected Phase			Energy Consumption (kWh)	Tariff Code	Energy Consumption (kWh/day)			Active Power Consumption (kW)			Reactive Power Consumption (kVar)		
				P 1	P 2	P 3			TOU 1	TOU 2	TOU 3	TOU 1	TOU 2	TOU 3	TOU 1	TOU 2	TOU 3
241	2109139803	49	Feeder1	0	0	1	115	11	1.45	0.74	0.69	0.11	0.18	0.10	0.05	0.06	0.04
242	2108090509	50	Feeder1	1	0	0	225	11	2.83	1.44	1.35	0.22	0.36	0.19	0.10	0.12	0.09
243	2100376004	50	Feeder1	0	1	0	144	11	1.82	0.93	0.87	0.14	0.23	0.12	0.06	0.08	0.05
244	2107360006	50	Feeder1	0	0	1	156	11	1.96	1.00	0.94	0.15	0.25	0.13	0.07	0.09	0.06
245	2199082008	51	Feeder1	1	0	0	153	11	1.93	0.98	0.92	0.15	0.25	0.13	0.07	0.09	0.06
246	2102063305	51	Feeder1	0	1	0	53	11	0.67	0.34	0.32	0.05	0.09	0.05	0.02	0.03	0.02
247	2100060309	51	Feeder1	0	0	1	167	11	2.10	1.07	1.00	0.16	0.27	0.14	0.07	0.09	0.06
248	2111063002	52	Feeder4	1	0	0	62	11	0.78	0.40	0.37	0.06	0.10	0.05	0.03	0.03	0.02
249	2192143818	52	Feeder4	0	1	0	140	11	1.76	0.90	0.84	0.14	0.22	0.12	0.06	0.08	0.05
250	2192127111	52	Feeder4	0	1	0	46	31	0.91	0.09	0.15	0.07	0.02	0.02	0.03	0.01	0.01
251	2100114905	52	Feeder4	0	0	1	223	11	2.81	1.43	1.34	0.22	0.36	0.19	0.10	0.12	0.08
252	2100130609	52	Feeder4	1	1	1	140	31	2.76	0.27	0.47	0.21	0.07	0.07	0.10	0.02	0.03
253	2192127316	53	Feeder2	0	0	1	179	11	2.25	1.15	1.07	0.17	0.29	0.15	0.08	0.10	0.07
254	2105206603	53	Feeder2	1	0	0	143	11	1.80	0.92	0.86	0.14	0.23	0.12	0.06	0.08	0.05
255	2111087408	53	Feeder2	0	1	0	158	11	1.99	1.01	0.95	0.15	0.25	0.14	0.07	0.09	0.06
256	2111087300	53	Feeder2	0	0	1	258	11	3.25	1.66	1.55	0.25	0.41	0.22	0.11	0.14	0.10
257	2192127413	53	Feeder2	1	0	0	56	11	0.70	0.36	0.34	0.05	0.09	0.05	0.02	0.03	0.02
258	2194298312	53	Feeder2	0	1	0	65	11	0.82	0.42	0.39	0.06	0.10	0.06	0.03	0.04	0.02
259	2192139411	53	Feeder2	0	0	1	111	11	1.40	0.71	0.67	0.11	0.18	0.10	0.05	0.06	0.04
260	2192127715	54	Feeder2	1	0	0	13	11	0.17	0.09	0.08	0.01	0.02	0.01	0.01	0.01	0.01
261	2101179504	54	Feeder2	0	1	0	5	11	0.07	0.03	0.03	0.01	0.01	0.00	0.00	0.00	0.00
262	2192127618	54	Feeder2	0	0	1	140	11	1.76	0.90	0.84	0.14	0.22	0.12	0.06	0.08	0.05
263	2100138405	55	Feeder2	1	0	0	176	31	3.47	0.34	0.59	0.27	0.08	0.08	0.12	0.03	0.04
264	2192133111	55	Feeder2	0	1	0	140	11	1.76	0.90	0.84	0.14	0.22	0.12	0.06	0.08	0.05
265	2100321404	55	Feeder2	0	0	1	238	11	3.00	1.53	1.43	0.23	0.38	0.20	0.10	0.13	0.09
266	2110209208	55	Feeder2	1	0	0	153	11	1.93	0.98	0.92	0.15	0.25	0.13	0.07	0.09	0.06
267	2192127820	56	Feeder2	0	1	0	205	11	2.58	1.32	1.23	0.20	0.33	0.18	0.09	0.11	0.08
268	2192128010	56	Feeder2	0	0	1	68	11	0.86	0.44	0.41	0.07	0.11	0.06	0.03	0.04	0.03
269	2192107412	56	Feeder2	1	0	0	37	11	0.47	0.24	0.22	0.04	0.06	0.03	0.02	0.02	0.01
270	2104325706	56	Feeder2	0	1	0	120	11	1.51	0.77	0.72	0.12	0.19	0.10	0.05	0.07	0.05
271	2192099215	56	Feeder2	0	0	1	178	11	2.24	1.14	1.07	0.17	0.29	0.15	0.08	0.10	0.07
272	2108258701	57	Feeder2	0	1	0	38	11	0.47	0.24	0.23	0.04	0.06	0.03	0.02	0.02	0.01
273	2193212317	57	Feeder2	0	0	1	187	11	2.36	1.20	1.12	0.18	0.30	0.16	0.08	0.10	0.07
274	2193212716	58	Feeder2	1	0	0	225	11	2.84	1.45	1.35	0.22	0.36	0.19	0.10	0.13	0.09
275	2199000702	58	Feeder2	0	1	0	207	11	2.61	1.33	1.24	0.20	0.33	0.18	0.09	0.12	0.08
276	2193226113	58	Feeder2	0	0	1	230	11	2.89	1.48	1.38	0.22	0.37	0.20	0.10	0.13	0.09
277	2110135409	58	Feeder2	1	0	0	125	11	1.58	0.80	0.75	0.12	0.20	0.11	0.06	0.07	0.05
278	2193197911	58	Feeder2	0	1	0	187	11	2.35	1.20	1.12	0.18	0.30	0.16	0.08	0.10	0.07
279	2195400110	59	Feeder2	0	0	1	121	11	1.53	0.78	0.73	0.12	0.19	0.10	0.05	0.07	0.05
280	2192145519	59	Feeder2	1	0	0	184	11	2.31	1.18	1.10	0.18	0.30	0.16	0.08	0.10	0.07
281	2193199213	60	Feeder2	0	1	0	129	11	1.62	0.83	0.77	0.12	0.21	0.11	0.06	0.07	0.05
282	2109132507	60	Feeder2	0	0	1	192	11	2.41	1.23	1.15	0.19	0.31	0.16	0.08	0.11	0.07
283	2113220601	60	Feeder2	1	0	0	102	11	1.28	0.65	0.61	0.10	0.16	0.09	0.04	0.06	0.04
284	2103043103	60	Feeder2	0	1	0	242	11	3.04	1.55	1.45	0.23	0.39	0.21	0.11	0.13	0.09
285	2192103115	60	Feeder2	0	0	1	259	11	3.26	1.66	1.55	0.25	0.42	0.22	0.11	0.14	0.10
286	2193193010	61	Feeder2	1	0	0	313	11	3.94	2.01	1.88	0.30	0.50	0.27	0.14	0.17	0.12
287	2103180704	61	Feeder2	0	1	0	148	11	1.86	0.95	0.88	0.14	0.24	0.13	0.07	0.08	0.06
288	2107171300	61	Feeder2	0	0	1	324	11	4.08	2.08	1.94	0.31	0.52	0.28	0.14	0.18	0.12
289	2111086800	61	Feeder2	1	0	0	161	11	2.03	1.03	0.97	0.16	0.26	0.14	0.07	0.09	0.06
290	2193207410	61	Feeder2	0	1	0	197	31	3.90	0.38	0.66	0.30	0.09	0.09	0.14	0.03	0.04
291	2193199817	61	Feeder2	0	0	1	189	11	2.38	1.21	1.13	0.18	0.30	0.16	0.08	0.11	0.07
292	2193200017	61	Feeder2	1	0	0	317	11	3.99	2.03	1.90	0.31	0.51	0.27	0.14	0.18	0.12
293	2193201013	61	Feeder2	1	0	0	174	11	2.19	1.12	1.04	0.17	0.28	0.15	0.08	0.10	0.07
294	2102121305	61	Feeder2	0	1	0	106	11	1.33	0.68	0.63	0.10	0.17	0.09	0.05	0.06	0.04
295	2109047909	61	Feeder2	0	0	1	123	11	1.55	0.79	0.74	0.12	0.20	0.11	0.05	0.07	0.05
296	2193197512	62	Feeder2	0	1	0	153	11	1.92	0.98	0.92	0.15	0.25	0.13	0.07	0.08	0.06
297	2108315306	62	Feeder2	0	0	1	187	11	2.36	1.20	1.12	0.18	0.30	0.16	0.08	0.10	0.07
298	2193204411	62	Feeder2	1	0	0	235	11	2.96	1.51	1.41	0.23	0.38	0.20	0.10	0.13	0.09
299	2100045202	62	Feeder2	0	1	0	114	11	1.43	0.73	0.68	0.11	0.18	0.10	0.05	0.06	0.04
300	2193200718	62	Feeder2	0	0	1	162	11	2.04	1.04	0.97	0.16	0.26	0.14	0.07	0.09	0.06
301	2107169209	63	Feeder2	0	1	0	164	11	2.06	1.05	0.98	0.16	0.26	0.14	0.07	0.09	0.06
302	2107106401	63	Feeder2	0	0	1	119	11	1.50	0.76	0.71	0.12	0.19	0.10	0.05	0.07	0.05
303	2193233713	63	Feeder2	1	0	0	167	11	2.10	1.07	1.00	0.16	0.27	0.14	0.07	0.09	0.06
304	2193228515	64	Feeder2	1	0	0	133	11	1.68	0.86	0.80	0.13	0.21	0.11	0.06	0.07	0.05
305	2193215219	64	Feeder2	0	1	0	137	11	1.73	0.88	0.82	0.13	0.22	0.12	0.06	0.08	0.05
306	2100269909	64	Feeder2	0	0	1	224	11	2.82	1.44	1.34	0.22	0.36	0.19	0.10	0.12	0.09
307	2193222819	64	Feeder2	1	0	0	118	11	1.49	0.76	0.71	0.11	0.19	0.10	0.05	0.07	0.05
308	2111259705	64	Feeder2	0	1	0	89	11	1.12	0.57	0.54	0.09	0.14	0.08	0.04	0.05	0.03
309	2108088806	65	Feeder2	1	1	1	704	11	8.86	4.52	4.22	0.68	1.13	0.60	0.31	0.39	0.27
310	2193196710	65	Feeder2	1	0	0	0	11	0.00	0.00	0.00	0.00	0.00	0.00	0.00	0.00	0.00
311	2193207712	65	Feeder2	0	1	0	155	11	1.95	0.99	0.93	0.15	0.25	0.13	0.07	0.09	0.06
312	2193192618	67	Feeder2	0	0	1	127	11	1.60	0.81	0.76	0.12	0.20	0.11	0.06	0.07	0.05
313	2193202710	67	Feeder2	1	0	0	285	11	3.59	1.83	1.71	0.28	0.46	0.24	0.13	0.16	0.11
314	2193194416	67	Feeder2	0	1	0	175	11	2.20	1.12	1.05	0.17	0.28	0.15	0.08	0.10	0.07
315	2103220404	67	Feeder2	0	0	1	300	11	3.77	1.93	1.80	0.29	0.48	0.26	0.13	0.17	0.11
316	2193192812	67	Feeder2	1	0	0	131	11	1.65	0.84	0.78	0.13	0.21	0.11	0.06	0.07</	

S/N	Acct Number	Pole No.	Feeder	Connected Phase			Energy Consumption (kWh)	Tariff Code	Energy Consumption (kWh/day)			Active Power Consumption (kW)			Reactive Power Consumption (kVar)		
				P 1	P 2	P 3			TOU 1	TOU 2	TOU 3	TOU 1	TOU 2	TOU 3	TOU 1	TOU 2	TOU 3
321	2193200416	68	Feeder2	0	0	1	85	11	1.07	0.55	0.51	0.08	0.14	0.07	0.04	0.05	0.03
322	2193207615	68	Feeder2	1	0	0	206	11	2.59	1.32	1.23	0.20	0.33	0.18	0.09	0.11	0.08
323	2193221014	68	Feeder2	0	1	0	95	11	1.19	0.61	0.57	0.09	0.15	0.08	0.04	0.05	0.04
324	2110201207	68	Feeder2	0	0	1	132	11	1.66	0.85	0.79	0.13	0.21	0.11	0.06	0.07	0.05
325	2193206015	69	Feeder2	0	0	1	190	11	2.39	1.22	1.14	0.18	0.30	0.16	0.08	0.11	0.07
326	2193232512	69	Feeder2	1	0	0	199	11	2.50	1.28	1.19	0.19	0.32	0.17	0.09	0.11	0.08
327	2193195919	69	Feeder2	1	1	1	198	11	2.49	1.27	1.19	0.19	0.32	0.17	0.09	0.11	0.08
328	2109091207	70	Feeder2	1	0	0	181	11	2.28	1.16	1.09	0.18	0.29	0.16	0.08	0.10	0.07
329	2106042000	70	Feeder2	0	1	0	177	11	2.23	1.14	1.06	0.17	0.28	0.15	0.08	0.10	0.07
330	2105265804	70	Feeder2	1	0	0	227	11	2.85	1.45	1.36	0.22	0.36	0.19	0.10	0.13	0.09
331	2192128118	71	Feeder2	0	0	1	129	11	1.62	0.83	0.77	0.12	0.21	0.11	0.06	0.07	0.05
332	2192104510	71	Feeder2	0	1	0	107	11	1.35	0.69	0.64	0.10	0.17	0.09	0.05	0.06	0.04
333	2192091613	71	Feeder2	0	0	1	62	11	0.78	0.40	0.37	0.06	0.10	0.05	0.03	0.03	0.02
334	2194294910	71	Feeder2	0	0	1	220	11	2.77	1.41	1.32	0.21	0.35	0.19	0.10	0.12	0.08
335	2109010606	71	Feeder2	1	0	0	133	11	1.67	0.85	0.80	0.13	0.21	0.11	0.06	0.07	0.05
336	2192128215	72	Feeder2	0	1	0	71	11	0.89	0.46	0.43	0.07	0.11	0.06	0.03	0.04	0.03
337	2199238806	72	Feeder2	0	1	0	147	11	1.85	0.94	0.88	0.14	0.24	0.13	0.06	0.08	0.06
338	2195778911	73	Feeder2	1	0	0	172	11	2.16	1.10	1.03	0.17	0.28	0.15	0.08	0.10	0.07
339	2192128320	73	Feeder2	0	0	1	151	11	1.90	0.97	0.91	0.15	0.24	0.13	0.07	0.08	0.06
340	2199314006	73	Feeder2	0	0	1	55	11	0.69	0.35	0.33	0.05	0.09	0.05	0.02	0.03	0.02
341	2192128517	73	Feeder2	1	0	0	85	11	1.07	0.55	0.51	0.08	0.14	0.07	0.04	0.05	0.03
342	2192128622	74	Feeder3	0	1	0	70	11	0.88	0.45	0.42	0.07	0.11	0.06	0.03	0.04	0.03
343	2192102119	74	Feeder3	0	0	1	109	11	1.37	0.70	0.65	0.11	0.17	0.09	0.05	0.06	0.04
344	2192089112	75	Feeder3	1	0	0	181	11	2.28	1.16	1.09	0.18	0.29	0.16	0.08	0.10	0.07
345	2192098219	75	Feeder3	0	1	0	19	11	0.23	0.12	0.11	0.02	0.03	0.02	0.01	0.01	0.01
346	2101347504	76	Feeder3	0	0	1	113	11	1.42	0.73	0.68	0.11	0.18	0.10	0.05	0.06	0.04
347	2194296611	76	Feeder3	1	0	0	131	11	1.65	0.84	0.79	0.13	0.21	0.11	0.06	0.07	0.05
348	2192148917	76	Feeder3	0	1	0	178	11	2.24	1.14	1.07	0.17	0.29	0.15	0.08	0.10	0.07
349	2101324601	76	Feeder3	0	0	1	7	11	0.09	0.04	0.04	0.01	0.01	0.01	0.00	0.00	0.00
350	2192149417	76	Feeder3	1	0	0	125	11	1.57	0.80	0.75	0.12	0.20	0.11	0.06	0.07	0.05
351	2194291911	76	Feeder3	0	1	0	92	11	1.16	0.59	0.55	0.09	0.15	0.08	0.04	0.05	0.04
352	2104193907	76	Feeder3	0	0	1	49	11	0.62	0.31	0.29	0.05	0.08	0.04	0.02	0.03	0.02
353	2199314707	76	Feeder3	1	0	0	134	11	1.69	0.86	0.80	0.13	0.22	0.11	0.06	0.07	0.05
354	2192149115	76	Feeder3	0	1	0	452	11	5.69	2.90	2.71	0.44	0.73	0.39	0.20	0.25	0.17
355	2194303316	77	Feeder3	0	0	1	284	11	3.57	1.82	1.70	0.27	0.46	0.24	0.13	0.16	0.11
356	2192150016	77	Feeder3	1	0	0	210	11	2.64	1.35	1.26	0.20	0.34	0.18	0.09	0.12	0.08
357	2192148712	78	Feeder3	0	1	0	31	11	0.39	0.20	0.19	0.03	0.05	0.03	0.01	0.02	0.01
358	2192106017	78	Feeder3	0	0	1	178	11	2.24	1.14	1.07	0.17	0.29	0.15	0.08	0.10	0.07
359	2194293612	78	Feeder3	1	0	0	14	11	0.18	0.09	0.08	0.01	0.02	0.01	0.01	0.01	0.01
360	2193209316	78	Feeder3	0	1	0	106	11	1.33	0.68	0.64	0.10	0.17	0.09	0.05	0.06	0.04
361	2109140208	78	Feeder3	0	0	1	94	11	1.18	0.60	0.56	0.09	0.15	0.08	0.04	0.05	0.04
362	2192149018	78	Feeder3	1	0	0	151	11	1.90	0.97	0.91	0.15	0.24	0.13	0.07	0.08	0.06
363	2109067705	78	Feeder3	0	1	0	119	11	1.50	0.76	0.71	0.12	0.19	0.10	0.05	0.07	0.05
364	2104110904	78	Feeder3	0	0	1	199	11	2.50	1.28	1.19	0.19	0.32	0.17	0.09	0.11	0.08
365	2111062200	78	Feeder3	1	0	0	209	11	2.63	1.34	1.25	0.20	0.34	0.18	0.09	0.12	0.08
366	2100115308	78	Feeder3	0	1	0	99	11	1.25	0.64	0.59	0.10	0.16	0.08	0.04	0.06	0.04
367	2192105819	78	Feeder3	0	0	1	119	11	1.50	0.76	0.71	0.12	0.19	0.10	0.05	0.07	0.05
368	2100115200	78	Feeder3	1	0	0	87	11	1.09	0.56	0.52	0.08	0.14	0.07	0.04	0.05	0.03
369	2106157509	78	Feeder3	0	1	0	30	11	0.38	0.19	0.18	0.03	0.05	0.03	0.01	0.02	0.01
370	2192103816	79	Feeder3	1	0	0	72	31	1.42	0.14	0.24	0.11	0.03	0.03	0.05	0.01	0.02
371	2110202807	79	Feeder3	0	1	0	104	11	1.31	0.67	0.62	0.10	0.17	0.09	0.05	0.06	0.04
372	2192090811	79	Feeder3	0	0	1	120	11	1.51	0.77	0.72	0.12	0.19	0.10	0.05	0.07	0.05
373	2195614315	80	Feeder3	1	0	0	203	11	2.55	1.30	1.22	0.20	0.33	0.17	0.09	0.11	0.08
374	2192107811	80	Feeder3	0	1	0	173	11	2.18	1.11	1.04	0.17	0.28	0.15	0.08	0.10	0.07
375	2192105916	80	Feeder3	0	0	1	132	11	1.66	0.85	0.79	0.13	0.21	0.11	0.06	0.07	0.05
376	2100300709	80	Feeder3	1	0	0	117	11	1.47	0.75	0.70	0.11	0.19	0.10	0.05	0.07	0.04
377	2105000401	80	Feeder3	0	1	0	116	11	1.46	0.74	0.70	0.11	0.19	0.10	0.05	0.06	0.04
378	2192151713	80	Feeder3	0	0	1	290	11	3.65	1.86	1.74	0.28	0.47	0.25	0.13	0.16	0.11
379	2192153619	80	Feeder3	1	0	0	128	11	1.61	0.82	0.77	0.12	0.21	0.11	0.06	0.07	0.05
380	2106018606	80	Feeder3	0	1	0	503	11	6.33	3.23	3.01	0.49	0.81	0.43	0.22	0.28	0.19
381	2192109318	80	Feeder3	1	1	1	298	11	3.75	1.91	1.79	0.29	0.48	0.26	0.13	0.17	0.11
382	2192099614	80	Feeder3	1	0	0	331	11	4.16	2.12	1.98	0.32	0.53	0.28	0.15	0.18	0.13
383	2192093217	80	Feeder3	0	1	0	106	11	1.33	0.68	0.64	0.10	0.17	0.09	0.05	0.06	0.04
384	2104111609	80	Feeder3	0	0	1	70	11	0.88	0.45	0.42	0.07	0.11	0.06	0.03	0.04	0.03
385	2104028507	80	Feeder3	1	0	0	123	11	1.55	0.79	0.74	0.12	0.20	0.11	0.05	0.07	0.05
386	2107117802	80	Feeder3	0	1	0	131	11	1.65	0.84	0.79	0.13	0.21	0.11	0.06	0.07	0.05
387	2192100213	80	Feeder3	0	0	1	113	11	1.42	0.73	0.68	0.11	0.18	0.10	0.05	0.06	0.04
388	2192111215	80	Feeder3	1	0	0	96	11	1.21	0.62	0.58	0.09	0.15	0.08	0.04	0.05	0.04
389	2192128711	81	Feeder3	0	1	0	135	11	1.70	0.87	0.81	0.13	0.22	0.12	0.06	0.08	0.05
390	2192128819	81	Feeder3	0	0	1	33	11	0.42	0.21	0.20	0.03	0.05	0.03	0.01	0.02	0.01
391	2103026500	81	Feeder3	1	0	0	149	11	1.88	0.96	0.89	0.14	0.24	0.13	0.07	0.08	0.06
392	2103026608	81	Feeder3	0	1	0	260	11	3.27	1.67	1.56	0.25	0.42	0.22	0.11	0.14	0.10
393	2106281404	81	Feeder3	1	1	1	281	11	3.54	1.80	1.68	0.27	0.45	0.24	0.12	0.16	0.11
394	2107061106	81	Feeder3	1	0	0	176	11	2.22	1.13	1.06	0.17	0.28	0.15	0.08	0.10	0.07
395	2192138113	81	Feeder3	0	1	0	151	11	1.90	0.97	0.91	0.15	0.24	0.13	0.07	0.08	0.06
396	2107024901	82	Feeder3	0	0	1	304	11	3.83	1.95	1.82	0.29	0.49	0.26	0.13	0.17	0.12
397	2192104111																

S/N	Acct Number	Pole No.	Feeder	Connected Phase			Energy Consumption (kWh)	Tariff Code	Energy Consumption (kWh/day)			Active Power Consumption (kW)			Reactive Power Consumption (kVar)		
				P 1	P 2	P 3			TOU 1	TOU 2	TOU 3	TOU 1	TOU 2	TOU 3	TOU 1	TOU 2	TOU 3
401	2113166801	82	Feeder3	0	1	0	288	11	3.62	1.85	1.73	0.28	0.46	0.25	0.13	0.16	0.11
402	2192136315	82	Feeder3	1	0	0	88	11	1.11	0.56	0.53	0.09	0.14	0.08	0.04	0.05	0.03
403	2194305513	83	Feeder3	0	0	1	140	11	1.76	0.90	0.84	0.14	0.22	0.12	0.06	0.08	0.05
404	2106157401	83	Feeder3	1	0	0	152	11	1.91	0.98	0.91	0.15	0.24	0.13	0.07	0.08	0.06
405	2102011909	83	Feeder3	0	1	0	278	11	3.50	1.78	1.67	0.27	0.45	0.24	0.12	0.15	0.11
406	2105245706	83	Feeder3	0	0	1	145	11	1.82	0.93	0.87	0.14	0.23	0.12	0.06	0.08	0.06
407	2113114704	83	Feeder3	1	0	0	144	11	1.81	0.92	0.86	0.14	0.23	0.12	0.06	0.08	0.05
408	2192084919	83	Feeder3	0	1	0	132	11	1.66	0.85	0.79	0.13	0.21	0.11	0.06	0.07	0.05
409	2192108117	84	Feeder3	0	0	1	126	11	1.59	0.81	0.76	0.12	0.20	0.11	0.06	0.07	0.05
410	2192145713	85	Feeder3	1	0	0	201	11	2.53	1.29	1.21	0.19	0.32	0.17	0.09	0.11	0.08
411	2198100606	85	Feeder3	0	1	0	24	11	0.30	0.15	0.14	0.02	0.04	0.02	0.01	0.01	0.01
412	2192145810	85	Feeder3	0	0	1	131	11	1.64	0.84	0.78	0.13	0.21	0.11	0.06	0.07	0.05
413	2192128916	86	Feeder3	0	1	0	147	11	1.85	0.94	0.88	0.14	0.24	0.13	0.06	0.08	0.06
414	2105155006	86	Feeder3	0	0	1	154	11	1.94	0.99	0.92	0.15	0.25	0.13	0.07	0.09	0.06
415	2192129017	86	Feeder3	1	0	0	130	11	1.64	0.83	0.78	0.13	0.21	0.11	0.06	0.07	0.05
416	2194302816	86	Feeder3	0	1	0	0	31	0.00	0.00	0.00	0.00	0.00	0.00	0.00	0.00	0.00
417	2193033617	87	Feeder3	0	0	1	182	11	2.29	1.17	1.09	0.18	0.29	0.16	0.08	0.10	0.07
418	2192104014	87	Feeder3	1	0	0	143	11	1.80	0.92	0.86	0.14	0.23	0.12	0.06	0.08	0.05
419	2192142412	87	Feeder3	0	1	0	149	11	1.88	0.96	0.90	0.14	0.24	0.13	0.07	0.08	0.06
420	2194292519	87	Feeder3	0	0	1	135	11	1.70	0.87	0.81	0.13	0.22	0.12	0.06	0.08	0.05
421	2192144210	88	Feeder3	1	0	0	153	11	1.93	0.98	0.92	0.15	0.25	0.13	0.07	0.09	0.06
422	2114160009	88	Feeder3	0	1	0	138	11	1.74	0.89	0.83	0.13	0.22	0.12	0.06	0.08	0.05
423	2192143117	88	Feeder3	0	0	1	101	11	1.27	0.65	0.61	0.10	0.16	0.09	0.04	0.06	0.04
424	2192086415	88	Feeder3	0	1	0	12	11	0.15	0.08	0.07	0.01	0.02	0.01	0.01	0.01	0.00
425	2193192510	88	Feeder3	0	0	1	32	11	0.40	0.21	0.19	0.03	0.05	0.03	0.01	0.02	0.01
426	2104127203	89	Feeder3	1	0	0	214	11	2.69	1.37	1.28	0.21	0.34	0.18	0.09	0.12	0.08
427	2192129122	89	Feeder3	0	0	1	86	11	1.08	0.55	0.52	0.08	0.14	0.07	0.04	0.05	0.03
428	2192098812	90	Feeder3	0	1	0	77	11	0.97	0.49	0.46	0.07	0.12	0.07	0.03	0.04	0.03
429	2192152116	90	Feeder3	0	0	1	170	11	2.14	1.09	1.02	0.16	0.27	0.15	0.07	0.09	0.06
430	2192129211	90	Feeder3	1	0	0	23	11	0.29	0.15	0.14	0.02	0.04	0.02	0.01	0.01	0.01
431	2192151314	91	Feeder3	1	0	0	122	11	1.54	0.78	0.73	0.12	0.20	0.10	0.05	0.07	0.05
432	2105304303	91	Feeder3	0	1	0	93	11	1.17	0.60	0.56	0.09	0.15	0.08	0.04	0.05	0.04
433	2106204108	91	Feeder3	0	0	1	121	11	1.52	0.78	0.73	0.12	0.19	0.10	0.05	0.07	0.05
434	2192151217	91	Feeder3	1	0	0	279	11	3.51	1.79	1.67	0.27	0.45	0.24	0.12	0.16	0.11
435	2194301917	92	Feeder3	0	1	0	64	11	0.81	0.41	0.38	0.06	0.10	0.05	0.03	0.04	0.02
436	2192102518	93	Feeder3	0	0	1	176	11	2.22	1.13	1.06	0.17	0.28	0.15	0.08	0.10	0.07
437	2193477612	93	Feeder3	0	0	1	133	11	1.67	0.85	0.80	0.13	0.21	0.11	0.06	0.07	0.05
438	2110167300	94	Feeder3	1	0	0	241	11	3.03	1.55	1.44	0.23	0.39	0.21	0.11	0.13	0.09
439	2114131203	94	Feeder3	0	1	0	225	11	2.83	1.44	1.35	0.22	0.36	0.19	0.10	0.13	0.09
440	2194303812	94	Feeder3	0	0	1	358	11	4.51	2.30	2.15	0.35	0.57	0.31	0.16	0.20	0.14
441	2192153015	94	Feeder3	1	0	0	135	11	1.70	0.87	0.81	0.13	0.22	0.12	0.06	0.08	0.05
442	2192100418	94	Feeder3	0	0	1	194	11	2.44	1.25	1.16	0.19	0.31	0.17	0.09	0.11	0.07
443	2112243306	94	Feeder3	1	0	0	255	31	5.03	0.49	0.85	0.39	0.12	0.12	0.18	0.04	0.05
444	2194297510	94	Feeder3	0	1	0	124	11	1.56	0.80	0.74	0.12	0.20	0.11	0.05	0.07	0.05
445	2104310407	94	Feeder3	0	0	1	125	11	1.57	0.80	0.75	0.12	0.20	0.11	0.06	0.07	0.05
446	2192085419	94	Feeder3	1	0	0	164	11	2.06	1.05	0.98	0.16	0.26	0.14	0.07	0.09	0.06
447	2193099618	94	Feeder3	0	1	0	173	11	2.18	1.11	1.04	0.17	0.28	0.15	0.08	0.10	0.07
448	2109243503	94	Feeder3	0	0	1	107	11	1.35	0.69	0.64	0.10	0.17	0.09	0.05	0.06	0.04
449	2192555318	94	Feeder3	1	0	0	135	11	1.69	0.86	0.81	0.13	0.22	0.12	0.06	0.07	0.05
450	2196015911	95	Feeder3	0	1	0	67	11	0.84	0.43	0.40	0.06	0.11	0.06	0.03	0.04	0.03
451	2192137214	95	Feeder3	1	0	0	142	31	2.80	0.27	0.47	0.22	0.07	0.07	0.10	0.02	0.03
452	2192101112	95	Feeder3	1	1	1	475	11	5.98	3.05	2.85	0.46	0.76	0.41	0.21	0.26	0.18
453	2107166900	95	Feeder3	1	1	1	893	11	11.24	5.73	5.35	0.86	1.43	0.76	0.39	0.50	0.34
454	2192145314	95	Feeder3	0	0	1	100	11	1.26	0.64	0.60	0.10	0.16	0.09	0.04	0.06	0.04
455	2106314507	96	Feeder3	1	0	0	124	11	1.56	0.80	0.74	0.12	0.20	0.11	0.05	0.07	0.05
456	2106314205	96	Feeder3	0	1	0	0	11	0.00	0.00	0.00	0.00	0.00	0.00	0.00	0.00	0.00
457	2192129416	96	Feeder3	1	0	0	193	11	2.43	1.24	1.16	0.19	0.31	0.17	0.09	0.11	0.07
458	2106144903	96	Feeder3	0	1	0	120	11	1.51	0.77	0.72	0.12	0.19	0.10	0.05	0.07	0.05
459	2194298215	96	Feeder3	1	1	1	132	11	1.66	0.85	0.79	0.13	0.21	0.11	0.06	0.07	0.05
460	2192129513	96	Feeder3	1	0	0	66	11	0.83	0.42	0.40	0.06	0.11	0.06	0.03	0.04	0.03
461	2105247105	97	Feeder3	0	0	1	63	11	0.79	0.40	0.38	0.06	0.10	0.05	0.03	0.03	0.02
462	2105247008	97	Feeder3	1	0	0	13	11	0.16	0.08	0.08	0.01	0.02	0.01	0.01	0.01	0.00
463	2101200406	97	Feeder3	0	1	0	87	11	1.09	0.56	0.52	0.08	0.14	0.07	0.04	0.05	0.03
464	2192091516	97	Feeder3	1	0	0	26	11	0.33	0.17	0.16	0.03	0.04	0.02	0.01	0.01	0.01
465	2194294414	97	Feeder3	0	1	0	0	11	0.00	0.00	0.00	0.00	0.00	0.00	0.00	0.00	0.00
466	2199146502	97	Feeder3	0	0	1	97	11	1.23	0.62	0.58	0.09	0.16	0.08	0.04	0.05	0.04
467	2109214805	99	Feeder3	0	1	0	181	11	2.28	1.16	1.09	0.18	0.29	0.16	0.08	0.10	0.07
468	2192129610	99	Feeder3	0	0	1	180	11	2.27	1.16	1.08	0.17	0.29	0.15	0.08	0.10	0.07
469	2106110804	100	Feeder3	1	0	0	164	11	2.06	1.05	0.98	0.16	0.26	0.14	0.07	0.09	0.06
470	2111248401	100	Feeder3	0	1	0	84	11	1.06	0.54	0.50	0.08	0.13	0.07	0.04	0.05	0.03
471	2108337601	100	Feeder3	0	0	1	187	31	3.68	0.36	0.62	0.28	0.09	0.09	0.13	0.03	0.04
472	2192086016	100	Feeder3	1	0	0	118	11	1.49	0.76	0.71	0.11	0.19	0.10	0.05	0.07	0.04
473	2192085915	100	Feeder3	0	1	0	210	11	2.64	1.35	1.26	0.20	0.34	0.18	0.09	0.12	0.08
474	2192129718	100	Feeder3	0	0	1	0	11	0.00	0.00	0.00	0.00	0.00	0.00	0.00	0.00	0.00
475	2192224516	101	Feeder3	0	0	1	213	11	2.68	1.37	1.28	0.21	0.34	0.18	0.09	0.12	0.08
476	2192135815	101	Feeder3	1	0	0	122	11	1.54	0.78	0.73	0.12	0.20	0.10			

S/N	Acct Number	Pole No.	Feeder	Connected Phase			Energy Consumption (kWh)	Tariff Code	Energy Consumption (kWh/day)			Active Power Consumption (kW)			Reactive Power Consumption (kVar)		
				P 1	P 2	P 3			TOU 1	TOU 2	TOU 3	TOU 1	TOU 2	TOU 3	TOU 1	TOU 2	TOU 3
481	2192144016	101	Feeder3	0	0	1	99	11	1.25	0.64	0.59	0.10	0.16	0.08	0.04	0.06	0.04
482	2101325209	102	Feeder3	1	0	0	88	11	1.11	0.56	0.53	0.09	0.14	0.08	0.04	0.05	0.03
483	2113270501	102	Feeder3	0	1	0	99	11	1.25	0.64	0.59	0.10	0.16	0.08	0.04	0.06	0.04
484	2192129912	102	Feeder3	0	1	0	826	11	10.40	5.30	4.95	0.80	1.33	0.71	0.36	0.46	0.31
485	2192130015	102	Feeder3	0	0	1	120	11	1.51	0.77	0.72	0.12	0.19	0.10	0.05	0.07	0.05
486	2193066116	102	Feeder3	0	1	0	95	11	1.20	0.61	0.57	0.09	0.15	0.08	0.04	0.05	0.04
487	2192144512	102	Feeder3	0	0	1	169	11	2.13	1.08	1.01	0.16	0.27	0.14	0.07	0.09	0.06
488	2193191913	102	Feeder3	1	0	0	193	11	2.43	1.24	1.16	0.19	0.31	0.17	0.09	0.11	0.07
489	2112260502	102	Feeder3	0	1	0	88	11	1.11	0.56	0.53	0.09	0.14	0.08	0.04	0.05	0.03
490	2104217407	103	Feeder3	0	0	1	94	11	1.18	0.60	0.56	0.09	0.15	0.08	0.04	0.05	0.04
491	2192087810	103	Feeder3	1	1	1	377	11	4.74	2.42	2.26	0.36	0.60	0.32	0.17	0.21	0.14
492	2192133014	103	Feeder3	0	1	0	51	11	0.64	0.33	0.31	0.05	0.08	0.04	0.02	0.03	0.02
493	2192130317	104	Feeder3	1	0	0	157	11	1.98	1.01	0.94	0.15	0.25	0.13	0.07	0.09	0.06
494	2192130422	104	Feeder3	0	1	0	359	11	4.51	2.30	2.15	0.35	0.58	0.31	0.16	0.20	0.14
495	2192130511	104	Feeder3	0	0	1	576	11	7.25	3.70	3.45	0.56	0.92	0.49	0.25	0.32	0.22
496	2102092909	104	Feeder3	1	0	0	79	11	0.99	0.50	0.47	0.08	0.13	0.07	0.03	0.04	0.03
497	2192130619	104	Feeder3	0	1	0	60	11	0.76	0.39	0.36	0.06	0.10	0.05	0.03	0.03	0.02
498	2194306013	104	Feeder3	1	0	0	37	11	0.47	0.24	0.22	0.04	0.06	0.03	0.02	0.02	0.01
499	2192142110	105	Feeder3	0	1	0	154	11	1.94	0.99	0.92	0.15	0.25	0.13	0.07	0.09	0.06
500	2192135513	105	Feeder3	1	0	0	124	11	1.56	0.80	0.74	0.12	0.20	0.11	0.05	0.07	0.05
501	2192109911	105	Feeder3	0	1	0	224	11	2.82	1.44	1.34	0.22	0.36	0.19	0.10	0.12	0.09
502	2192130716	106	Feeder3	0	0	1	115	11	1.44	0.74	0.69	0.11	0.18	0.10	0.05	0.06	0.04
503	2192130813	106	Feeder3	1	0	0	123	11	1.54	0.79	0.74	0.12	0.20	0.11	0.05	0.07	0.05
504	2106039107	107	Feeder3	0	0	1	21	11	0.26	0.13	0.13	0.02	0.03	0.02	0.01	0.01	0.01
505	2113220709	107	Feeder3	0	0	1	98	11	1.23	0.63	0.59	0.09	0.16	0.08	0.04	0.05	0.04
506	2115102606	108	Feeder3	1	0	0	91	11	1.14	0.58	0.54	0.09	0.15	0.08	0.04	0.05	0.03
507	2192147414	108	Feeder3	0	1	0	28	11	0.35	0.18	0.17	0.03	0.04	0.02	0.01	0.02	0.01
508	2196014915	108	Feeder3	0	0	1	207	11	2.61	1.33	1.24	0.20	0.33	0.18	0.09	0.12	0.08
509	2194299211	108	Feeder3	1	0	0	206	11	2.59	1.32	1.24	0.20	0.33	0.18	0.09	0.11	0.08
510	2192147317	108	Feeder3	0	1	0	131	11	1.65	0.84	0.79	0.13	0.21	0.11	0.06	0.07	0.05
511	2192126417	52B	Feeder4	0	1	0	86	11	1.08	0.55	0.52	0.08	0.14	0.07	0.04	0.05	0.03
512	2192126611	52B	Feeder4	0	0	1	120	11	1.51	0.77	0.72	0.12	0.19	0.10	0.05	0.07	0.05
513	2192126514	52B	Feeder4	1	0	0	65	11	0.82	0.42	0.39	0.06	0.10	0.06	0.03	0.04	0.02
514	2194306412	52B	Feeder4	0	1	0	169	11	2.13	1.08	1.01	0.16	0.27	0.14	0.07	0.09	0.06
515	2107354707	52B	Feeder4	0	0	1	144	11	1.81	0.92	0.86	0.14	0.23	0.12	0.06	0.08	0.05
516	2193196915	52B	Feeder4	1	0	0	146	11	1.84	0.94	0.88	0.14	0.23	0.13	0.06	0.08	0.06
517	2192126719	52B	Feeder4	0	1	0	69	11	0.87	0.44	0.41	0.07	0.11	0.06	0.03	0.04	0.03
518	2199236609	52B	Feeder4	0	0	1	152	11	1.91	0.98	0.91	0.15	0.24	0.13	0.07	0.08	0.06
519	2192134916	52B	Feeder4	1	0	0	83	11	1.04	0.53	0.50	0.08	0.13	0.07	0.04	0.05	0.03
520	2192137419	52B	Feeder4	0	1	0	200	11	2.52	1.28	1.20	0.19	0.32	0.17	0.09	0.11	0.08
521	2192126816	52B	Feeder4	0	0	1	177	11	2.23	1.14	1.06	0.17	0.28	0.15	0.08	0.10	0.07
522	2192106211	52C	Feeder4	0	0	1	163	11	2.05	1.05	0.98	0.16	0.26	0.14	0.07	0.09	0.06
523	2192108214	52C	Feeder4	1	0	0	237	11	2.98	1.52	1.42	0.23	0.38	0.20	0.10	0.13	0.09
524	2109059702	52C	Feeder4	0	1	0	109	11	1.37	0.70	0.65	0.11	0.17	0.09	0.05	0.06	0.04
525	2109148403	52C	Feeder4	0	0	1	677	11	8.52	4.35	4.06	0.66	1.09	0.58	0.30	0.38	0.26
526	2109148500	52C	Feeder4	1	0	0	263	11	3.31	1.69	1.57	0.25	0.42	0.22	0.12	0.15	0.10
527	2100268805	52D	Feeder4	0	1	0	72	11	0.91	0.46	0.43	0.07	0.12	0.06	0.03	0.04	0.03
528	2192111010	52D	Feeder4	0	0	1	268	11	3.37	1.72	1.61	0.26	0.43	0.23	0.12	0.15	0.10
529	2192107617	52D	Feeder4	0	0	1	144	11	1.81	0.92	0.86	0.14	0.23	0.12	0.06	0.08	0.05
530	2111212105	52D	Feeder4	1	0	0	178	11	2.24	1.14	1.07	0.17	0.29	0.15	0.08	0.10	0.07
531	2194295011	52D	Feeder4	0	1	0	344	11	4.33	2.21	2.06	0.33	0.55	0.29	0.15	0.19	0.13
532	2192106319	52D	Feeder4	0	0	1	127	11	1.60	0.82	0.76	0.12	0.20	0.11	0.06	0.07	0.05
533	2104071801	52D	Feeder4	1	0	0	8	11	0.10	0.05	0.05	0.01	0.01	0.01	0.00	0.00	0.00
534	2110092106	52D	Feeder4	0	1	0	188	11	2.37	1.21	1.13	0.18	0.30	0.16	0.08	0.10	0.07
535	2192141912	52E	Feeder4	1	0	0	211	11	2.66	1.35	1.27	0.20	0.34	0.18	0.09	0.12	0.08
536	2103252004	52E	Feeder4	0	1	0	160	11	2.01	1.03	0.96	0.15	0.26	0.14	0.07	0.09	0.06
537	2111176702	52E	Feeder4	0	0	1	189	11	2.38	1.21	1.13	0.18	0.30	0.16	0.08	0.11	0.07
538	2192126212	52E	Feeder4	1	0	0	197	11	2.48	1.26	1.18	0.19	0.32	0.17	0.09	0.11	0.08
539	2193485216	52E	Feeder4	0	1	0	47	31	0.92	0.09	0.16	0.07	0.02	0.02	0.03	0.01	0.01
540	2192126123	52F	Feeder4	0	1	0	208	11	2.62	1.34	1.25	0.20	0.33	0.18	0.09	0.12	0.08
541	2192097018	52F	Feeder4	0	0	1	51	31	1.01	0.10	0.17	0.08	0.02	0.02	0.04	0.01	0.01
542	2192125712	52F	Feeder4	1	0	0	30	31	0.59	0.06	0.10	0.05	0.01	0.01	0.02	0.00	0.01
543	2192125917	52F	Feeder4	0	1	0	127	11	1.60	0.82	0.76	0.12	0.20	0.11	0.06	0.07	0.05
544	2194294511	52F	Feeder4	0	0	1	164	11	2.06	1.05	0.98	0.16	0.26	0.14	0.07	0.09	0.06
545	2192149816	52F	Feeder4	1	1	1	476	31	9.40	0.91	1.59	0.72	0.23	0.23	0.33	0.08	0.10
546	2192051417	52G	Feeder4	1	0	0	682	31	13.46	1.31	2.28	1.04	0.33	0.33	0.47	0.11	0.14
547	2107287201	52H	Feeder4	1	0	0	87	31	1.72	0.17	0.29	0.13	0.04	0.04	0.06	0.01	0.02
548	2192126913	52J	Feeder4	0	1	0	256	11	3.22	1.64	1.53	0.25	0.41	0.22	0.11	0.14	0.10
549	2192091117	52J	Feeder4	0	0	1	129	11	1.62	0.83	0.77	0.12	0.21	0.11	0.06	0.07	0.05
550	2106225202	52J	Feeder4	1	0	0	58	11	0.73	0.37	0.35	0.06	0.09	0.05	0.03	0.03	0.02
551	2192143613	52J	Feeder4	0	1	0	144	11	1.81	0.92	0.86	0.14	0.23	0.12	0.06	0.08	0.05
552	2114243001	52J	Feeder4	0	0	1	0	31	0.00	0.00	0.00	0.00	0.00	0.00	0.00	0.00	0.00
553	2192127014	52J	Feeder4	1	0	0	355	11	4.46	2.28	2.13	0.34	0.57	0.30	0.16	0.20	0.14
554	2192127219	52J	Feeder4	0	1	0	50	11	0.63	0.32	0.30	0.05	0.08	0.04	0.02	0.03	0.02
555	2111086908	7B	Feeder5	0	0	1	265	11	3.34	1.70	1.59	0.26	0.43	0.23	0.12	0.15	0.10
556	2192132719	8A	Feeder5	1	1	1	56	11	0.70	0.36							

S/N	Acct Number	Pole No.	Feeder	Connected Phase			Energy Consumption (kWh)	Tariff Code	Energy Consumption (kWh/day)			Active Power Consumption (kW)			Reactive Power Consumption (kVar)		
				P 1	P 2	P 3			TOU 1	TOU 2	TOU 3	TOU 1	TOU 2	TOU 3	TOU 1	TOU 2	TOU 3
561	2108240004	94A	Feeder3	1	1	1	305	11	3.84	1.96	1.83	0.30	0.49	0.26	0.13	0.17	0.12

S/N	Acct Number	Pole No.	Feeder	Connected Phase			Energy Consumption (kWh)	Tariff Code	Energy Consumption (kWh/day)			Active Power Consumption (kW)			Reactive Power Consumption (kVar)		
				P 1	P 2	P 3			TOU 1	TOU 2	TOU 3	TOU 1	TOU 2	TOU 3	TOU 1	TOU 2	TOU 3
1	2103016904	1	Feeder1	0	0	1	102	11	1.83	0.94	0.87	0.14	0.23	0.12	0.06	0.04	0.04
2	2107106304	1	Feeder1	1	0	0	82	11	1.47	0.75	0.70	0.11	0.19	0.10	0.05	0.03	0.03
3	2194237313	1	Feeder1	0	1	0	103	11	1.85	0.94	0.88	0.14	0.24	0.13	0.06	0.04	0.04
4	2194241213	1	Feeder1	0	0	1	231	31	6.51	0.63	1.10	0.50	0.16	0.16	0.20	0.03	0.05
5	2115180208	1	Feeder1	1	1	1	193	31	5.44	0.53	0.92	0.42	0.13	0.13	0.17	0.02	0.04
6	2108304002	1	Feeder1	0	1	0	93	11	1.67	0.85	0.80	0.13	0.21	0.11	0.05	0.03	0.03
7	2113010402	2	Feeder1	0	0	1	49	11	0.88	0.45	0.42	0.07	0.11	0.06	0.03	0.02	0.02
8	2101220601	2	Feeder1	1	0	0	37	11	0.67	0.34	0.32	0.05	0.08	0.05	0.02	0.01	0.01
9	2194236511	2	Feeder1	0	0	1	72	11	1.29	0.66	0.62	0.10	0.17	0.09	0.04	0.03	0.03
10	2103132203	2	Feeder1	1	0	0	50	11	0.90	0.46	0.43	0.07	0.11	0.06	0.03	0.02	0.02
11	2103107306	2	Feeder1	0	1	0	34	11	0.61	0.31	0.29	0.05	0.08	0.04	0.02	0.01	0.01
12	2194236619	2	Feeder1	0	0	1	76	11	1.37	0.70	0.65	0.11	0.17	0.09	0.04	0.03	0.03
13	2102178005	2	Feeder1	1	0	0	68	11	1.23	0.62	0.58	0.09	0.16	0.08	0.04	0.03	0.02
14	2194236317	2	Feeder1	0	1	0	61	31	1.71	0.17	0.29	0.13	0.04	0.04	0.05	0.01	0.01
15	2108176608	2	Feeder1	0	0	1	72	11	1.29	0.66	0.62	0.10	0.16	0.09	0.04	0.03	0.03
16	2110235209	3	Feeder1	0	1	0	23	11	0.41	0.21	0.20	0.03	0.05	0.03	0.01	0.01	0.01
17	2108176403	3	Feeder1	1	0	0	65	11	1.17	0.60	0.56	0.09	0.15	0.08	0.04	0.02	0.02
18	2104090105	3	Feeder1	0	1	0	163	11	2.93	1.49	1.40	0.23	0.37	0.20	0.09	0.06	0.06
19	2103064003	4	Feeder1	0	0	1	26	11	0.47	0.24	0.22	0.04	0.06	0.03	0.01	0.01	0.01
20	2105145701	4	Feeder1	1	0	0	128	11	2.30	1.17	1.10	0.18	0.29	0.16	0.07	0.05	0.05
21	2106114206	5	Feeder1	1	0	0	102	11	1.83	0.94	0.87	0.14	0.23	0.12	0.06	0.04	0.04
22	2102219704	5	Feeder1	0	1	0	125	11	2.25	1.15	1.07	0.17	0.29	0.15	0.07	0.05	0.05
23	2103002806	5	Feeder1	0	0	1	102	11	1.83	0.94	0.87	0.14	0.23	0.12	0.06	0.04	0.04
24	2114263509	5	Feeder1	1	0	0	60	11	1.08	0.55	0.51	0.08	0.14	0.07	0.03	0.02	0.02
25	2105077102	6	Feeder1	0	1	0	81	11	1.46	0.74	0.69	0.11	0.19	0.10	0.04	0.03	0.03
26	2104326508	6	Feeder1	0	0	1	59	11	1.06	0.54	0.51	0.08	0.14	0.07	0.03	0.02	0.02
27	2104308208	7	Feeder1	1	0	0	35	11	0.63	0.32	0.30	0.05	0.08	0.04	0.02	0.01	0.01
28	2104273404	7	Feeder1	0	1	0	78	11	1.40	0.72	0.67	0.11	0.18	0.10	0.04	0.03	0.03
29	2105105807	7	Feeder1	0	0	1	91	11	1.64	0.83	0.78	0.13	0.21	0.11	0.05	0.03	0.03
30	2104306809	7	Feeder1	1	0	0	111	11	2.00	1.02	0.95	0.15	0.25	0.14	0.06	0.04	0.04
31	2104195403	7	Feeder1	0	1	0	116	11	2.09	1.06	0.99	0.16	0.27	0.14	0.06	0.04	0.04
32	2109067306	8	Feeder1	0	0	1	25	11	0.45	0.23	0.21	0.03	0.06	0.03	0.01	0.01	0.01
33	2114057003	8	Feeder1	1	0	0	58	11	1.04	0.53	0.50	0.08	0.13	0.07	0.03	0.02	0.02
34	2105204503	8	Feeder1	0	1	0	87	11	1.56	0.80	0.75	0.12	0.20	0.11	0.05	0.03	0.03
35	2115164504	8	Feeder1	0	0	1	12	11	0.22	0.11	0.10	0.02	0.03	0.01	0.01	0.00	0.00
36	2104199107	9	Feeder1	1	0	0	103	11	1.85	0.94	0.88	0.14	0.24	0.13	0.06	0.04	0.04
37	2104198909	9	Feeder1	0	1	0	43	11	0.77	0.39	0.37	0.06	0.10	0.05	0.02	0.02	0.02
38	2104236606	9	Feeder1	0	0	1	68	11	1.22	0.62	0.58	0.09	0.16	0.08	0.04	0.03	0.02
39	2107344302	9	Feeder1	1	0	0	84	11	1.51	0.77	0.72	0.12	0.19	0.10	0.05	0.03	0.03
40	2105134203	9	Feeder1	0	1	0	67	11	1.20	0.61	0.57	0.09	0.15	0.08	0.04	0.02	0.02
41	2107058903	9	Feeder1	0	0	1	116	11	2.09	1.06	0.99	0.16	0.27	0.14	0.06	0.04	0.04
42	2110104805	10	Feeder1	1	0	0	69	11	1.24	0.63	0.59	0.10	0.16	0.08	0.04	0.03	0.02
43	2103047702	11	Feeder1	0	1	0	27	11	0.49	0.25	0.23	0.04	0.06	0.03	0.01	0.01	0.01
44	2114246604	12	Feeder1	0	0	1	86	31	2.43	0.24	0.41	0.19	0.06	0.06	0.07	0.01	0.02
45	2110004207	12	Feeder1	1	0	0	99	11	1.78	0.91	0.85	0.14	0.23	0.12	0.05	0.04	0.04
46	2114129004	12	Feeder1	0	1	0	79	11	1.42	0.72	0.68	0.11	0.18	0.10	0.04	0.03	0.03
47	2111281409	12	Feeder1	0	0	1	132	31	3.72	0.36	0.63	0.29	0.09	0.09	0.11	0.01	0.03
48	2114079902	13	Feeder1	0	1	0	4	11	0.07	0.04	0.03	0.01	0.01	0.00	0.00	0.00	0.00
49	2102219607	13	Feeder1	0	0	1	104	11	1.87	0.95	0.89	0.14	0.24	0.13	0.06	0.04	0.04
50	2103042301	13	Feeder1	1	0	0	96	11	1.73	0.88	0.82	0.13	0.22	0.12	0.05	0.04	0.03
51	2103017803	13	Feeder1	0	1	0	92	11	1.65	0.84	0.79	0.13	0.21	0.11	0.05	0.03	0.03
52	2107024804	14	Feeder1	0	0	1	144	11	2.59	1.32	1.23	0.20	0.33	0.18	0.08	0.05	0.05
53	2110135905	14	Feeder1	1	0	0	57	11	1.02	0.52	0.49	0.08	0.13	0.07	0.03	0.02	0.02
54	2103027507	14	Feeder1	0	1	0	23	11	0.41	0.21	0.20	0.03	0.05	0.03	0.01	0.01	0.01
55	2103041208	14	Feeder1	0	0	1	52	11	0.93	0.48	0.45	0.07	0.12	0.06	0.03	0.02	0.02
56	2113271400	14	Feeder1	1	0	0	100	11	1.80	0.92	0.86	0.14	0.23	0.12	0.06	0.04	0.04
57	2102219402	14	Feeder1	0	1	0	11	11	0.20	0.10	0.09	0.02	0.03	0.01	0.01	0.00	0.00
58	2103211707	14	Feeder1	0	0	1	82	11	1.47	0.75	0.70	0.11	0.19	0.10	0.05	0.03	0.03
59	2108323600	14	Feeder1	1	0	0	65	11	1.17	0.60	0.56	0.09	0.15	0.08	0.04	0.02	0.02
60	2104125200	15	Feeder1	0	1	0	27	11	0.49	0.25	0.23	0.04	0.06	0.03	0.01	0.01	0.01
61	2103002008	15	Feeder1	0	0	1	54	11	0.97	0.50	0.46	0.07	0.12	0.07	0.03	0.02	0.02
62	2102237206	15	Feeder1	1	0	0	184	11	3.31	1.69	1.58	0.25	0.42	0.23	0.10	0.07	0.07
63	2102237001	15	Feeder1	0	1	0	76	11	1.37	0.70	0.65	0.11	0.17	0.09	0.04	0.03	0.03
64	2102238008	16	Feeder1	0	0	1	110	11	1.98	1.01	0.94	0.15	0.25	0.13	0.06	0.04	0.04
65	2103002504	16	Feeder1	1	0	0	58	11	1.04	0.53	0.50	0.08	0.13	0.07	0.03	0.02	0.02
66	2104216907	16	Feeder1	0	1	0	0	11	0.00	0.00	0.00	0.00	0.00	0.00	0.00	0.00	0.00
67	2105042708	16	Feeder1	0	0	1	43	11	0.77	0.39	0.37	0.06	0.10	0.05	0.02	0.02	0.02
68	2104193400	16	Feeder1	1	0	0	95	11	1.71	0.87	0.82	0.13	0.22	0.12	0.05	0.04	0.03
69	2103132904	16	Feeder1	0	1	0	126	11	2.27	1.16	1.08	0.17	0.29	0.15	0.07	0.05	0.05
70	2103255402	16	Feeder1	0	0	1	81	11	1.46	0.74	0.69	0.11	0.19	0.10	0.04	0.03	0.03
71	2105147208	17	Feeder1	1	0	0	0	11	0.00	0.00	0.00	0.00	0.00	0.00	0.00	0.00	0.00
72	2102220001	17	Feeder1	0	1	0	297	11	5.34	2.72	2.54	0.41	0.68	0.36	0.16	0.11	0.11
73	2106159404	17	Feeder1	0	0	1	259	31	7.30	0.71	1.24	0.56	0.18	0.18	0.22	0.03	0.05
74	2104176603	17	Feeder1	0	0	1	53	11	0.95	0.49	0.45	0.07	0.12	0.06	0.03	0.02	0.02
75	2109157305	17	Feeder1	1	0	0	25	11	0.45	0.23	0.21	0.03	0.06	0.03	0.01	0.01	0.01
76	2103220609	17	Feeder1	0	1	0	78	11	1.40	0.72	0.67	0.11	0.18	0.10	0.04	0.03	0.03
77	2104197503	19	Feeder1	0	0	1	93	11	1.67	0.85	0.80	0.13	0.21	0.11	0.05	0.03	0.03

S/N	Acct Number	Pole No.	Feeder	Connected Phase			Energy Consumption (kWh)	Tariff Code	Energy Consumption (kWh/day)			Active Power Consumption (kW)			Reactive Power Consumption (kVar)		
				P 1	P 2	P 3			TOU 1	TOU 2	TOU 3	TOU 1	TOU 2	TOU 3	TOU 1	TOU 2	TOU 3
81	2106203101	20	Feeder1	1	0	0	96	11	1.73	0.88	0.82	0.13	0.22	0.12	0.05	0.04	0.03
82	2104193702	20	Feeder1	0	1	0	54	11	0.97	0.50	0.46	0.07	0.12	0.07	0.03	0.02	0.02
83	2108175407	20	Feeder1	0	0	1	92	11	1.65	0.84	0.79	0.13	0.21	0.11	0.05	0.03	0.03
84	2114094200	20	Feeder1	1	0	0	43	11	0.77	0.39	0.37	0.06	0.10	0.05	0.02	0.02	0.02
85	2104124301	20	Feeder1	0	1	0	45	11	0.81	0.41	0.38	0.06	0.10	0.05	0.02	0.02	0.02
86	2113203804	21	Feeder1	0	0	1	65	11	1.17	0.60	0.56	0.09	0.15	0.08	0.04	0.02	0.02
87	2106149204	21	Feeder1	1	0	0	3	11	0.05	0.03	0.03	0.00	0.01	0.00	0.00	0.00	0.00
88	2105205100	21	Feeder1	1	0	0	81	11	1.46	0.74	0.69	0.11	0.19	0.10	0.04	0.03	0.03
89	2111120405	21	Feeder1	0	1	0	53	11	0.95	0.49	0.45	0.07	0.12	0.06	0.03	0.02	0.02
90	2106015003	21	Feeder1	0	0	1	14	11	0.25	0.13	0.12	0.02	0.03	0.02	0.01	0.01	0.01
91	2104083400	22	Feeder1	1	0	0	37	11	0.67	0.34	0.32	0.05	0.08	0.05	0.02	0.01	0.01
92	2102218805	22	Feeder1	0	1	0	128	11	2.30	1.17	1.10	0.18	0.29	0.16	0.07	0.05	0.05
93	2104236908	22	Feeder1	0	0	1	10	11	0.18	0.09	0.09	0.01	0.02	0.01	0.01	0.00	0.00
94	2104158109	22	Feeder1	1	0	0	0	11	0.00	0.00	0.00	0.00	0.00	0.00	0.00	0.00	0.00
95	2102218708	22	Feeder1	0	1	0	84	11	1.51	0.77	0.72	0.12	0.19	0.10	0.05	0.03	0.03
96	2102218902	22	Feeder1	0	0	1	50	11	0.90	0.46	0.43	0.07	0.11	0.06	0.03	0.02	0.02
97	2103060407	23	Feeder1	1	0	0	58	11	1.04	0.53	0.50	0.08	0.13	0.07	0.03	0.02	0.02
98	2107145008	23	Feeder1	0	1	0	24	11	0.44	0.22	0.21	0.03	0.06	0.03	0.01	0.01	0.01
99	2102220303	23	Feeder1	0	0	1	51	11	0.92	0.47	0.44	0.07	0.12	0.06	0.03	0.02	0.02
100	2102219100	23	Feeder1	1	0	0	70	11	1.26	0.64	0.60	0.10	0.16	0.09	0.04	0.03	0.03
101	2106001401	23	Feeder1	0	1	0	118	11	2.12	1.08	1.01	0.16	0.27	0.14	0.07	0.04	0.04
102	2102236803	23	Feeder1	1	0	0	89	11	1.60	0.82	0.76	0.12	0.20	0.11	0.05	0.03	0.03
103	2102219305	24	Feeder1	0	0	1	91	11	1.64	0.83	0.78	0.13	0.21	0.11	0.05	0.03	0.03
104	2102236609	24	Feeder1	0	1	0	74	11	1.33	0.68	0.63	0.10	0.17	0.09	0.04	0.03	0.03
105	2102236005	24	Feeder1	0	0	1	64	11	1.15	0.59	0.55	0.09	0.15	0.08	0.04	0.02	0.02
106	2103018109	24	Feeder1	1	0	0	82	11	1.48	0.75	0.70	0.11	0.19	0.10	0.05	0.03	0.03
107	2102236706	24	Feeder1	0	1	0	124	11	2.23	1.14	1.06	0.17	0.28	0.15	0.07	0.05	0.04
108	2105078508	24	Feeder1	0	0	1	112	11	2.01	1.03	0.96	0.15	0.26	0.14	0.06	0.04	0.04
109	2105109500	24	Feeder1	1	0	0	35	11	0.63	0.32	0.30	0.05	0.08	0.04	0.02	0.01	0.01
110	2108337709	24	Feeder1	0	1	0	3	11	0.05	0.03	0.03	0.00	0.01	0.00	0.00	0.00	0.00
111	2112134701	24	Feeder1	0	0	1	103	11	1.85	0.94	0.88	0.14	0.24	0.13	0.06	0.04	0.04
112	2105205607	24	Feeder1	1	0	0	63	11	1.13	0.58	0.54	0.09	0.14	0.08	0.03	0.02	0.02
113	2102236102	25	Feeder1	0	1	0	50	11	0.90	0.46	0.43	0.07	0.11	0.06	0.03	0.02	0.02
114	2102219909	25	Feeder1	0	0	1	67	11	1.20	0.61	0.57	0.09	0.15	0.08	0.04	0.02	0.02
115	2102220400	25	Feeder1	1	0	0	21	11	0.38	0.19	0.18	0.03	0.05	0.03	0.01	0.01	0.01
116	2102219208	25	Feeder1	1	0	0	96	11	1.73	0.88	0.82	0.13	0.22	0.12	0.05	0.04	0.03
117	2104304903	25	Feeder1	1	0	0	47	11	0.85	0.43	0.40	0.07	0.11	0.06	0.03	0.02	0.02
118	2103210107	26	Feeder1	0	1	0	42	11	0.76	0.39	0.36	0.06	0.10	0.05	0.02	0.02	0.02
119	2103065808	26	Feeder1	0	0	1	61	11	1.10	0.56	0.52	0.08	0.14	0.07	0.03	0.02	0.02
120	2103001400	26	Feeder1	1	0	0	59	11	1.06	0.54	0.51	0.08	0.14	0.07	0.03	0.02	0.02
121	2104022908	27	Feeder1	0	1	0	38	11	0.68	0.35	0.33	0.05	0.09	0.05	0.02	0.01	0.01
122	2103001702	27	Feeder1	0	0	1	86	11	1.55	0.79	0.74	0.12	0.20	0.11	0.05	0.03	0.03
123	2104197805	27	Feeder1	1	0	0	14	11	0.25	0.13	0.12	0.02	0.03	0.02	0.01	0.01	0.01
124	2104028906	28	Feeder1	0	1	0	98	11	1.76	0.90	0.84	0.14	0.22	0.12	0.05	0.04	0.04
125	2103094204	28	Feeder1	0	0	1	88	11	1.58	0.81	0.75	0.12	0.20	0.11	0.05	0.03	0.03
126	2104022002	29	Feeder1	1	0	0	58	11	1.04	0.53	0.50	0.08	0.13	0.07	0.03	0.02	0.02
127	2103179102	29	Feeder1	0	1	0	84	11	1.51	0.77	0.72	0.12	0.19	0.10	0.05	0.03	0.03
128	2103252705	29	Feeder1	0	1	0	40	11	0.72	0.37	0.34	0.06	0.09	0.05	0.02	0.01	0.01
129	2104052904	29	Feeder1	0	0	1	91	11	1.63	0.83	0.78	0.13	0.21	0.11	0.05	0.03	0.03
130	2111188301	30	Feeder1	0	0	1	93	11	1.67	0.85	0.80	0.13	0.21	0.11	0.05	0.03	0.03
131	2104192900	30	Feeder1	1	0	0	48	11	0.86	0.44	0.41	0.07	0.11	0.06	0.03	0.02	0.02
132	2111177105	30	Feeder1	0	1	0	74	11	1.33	0.68	0.63	0.10	0.17	0.09	0.04	0.03	0.03
133	2105206409	30	Feeder1	0	0	1	84	11	1.51	0.77	0.72	0.12	0.19	0.10	0.05	0.03	0.03
134	2114054705	30	Feeder1	1	0	0	31	11	0.56	0.28	0.27	0.04	0.07	0.04	0.02	0.01	0.01
135	2104271703	30	Feeder1	0	1	0	86	11	1.55	0.79	0.74	0.12	0.20	0.11	0.05	0.03	0.03
136	2102220109	31	Feeder1	0	1	0	121	11	2.18	1.11	1.04	0.17	0.28	0.15	0.07	0.04	0.04
137	2103004000	31	Feeder1	0	0	1	120	11	2.16	1.10	1.03	0.17	0.28	0.15	0.07	0.04	0.04
138	2102219003	31	Feeder1	1	0	0	72	11	1.29	0.66	0.62	0.10	0.17	0.09	0.04	0.03	0.03
139	2102219801	31	Feeder1	0	1	0	84	11	1.51	0.77	0.72	0.12	0.19	0.10	0.05	0.03	0.03
140	2103003403	31	Feeder1	0	0	1	47	11	0.85	0.43	0.40	0.07	0.11	0.06	0.03	0.02	0.02
141	2102220206	32	Feeder1	1	0	0	46	11	0.82	0.42	0.39	0.06	0.10	0.06	0.03	0.02	0.02
142	2103003209	32	Feeder1	0	1	0	50	11	0.90	0.46	0.43	0.07	0.11	0.06	0.03	0.02	0.02
143	2113194201	32	Feeder1	0	0	1	89	11	1.60	0.82	0.76	0.12	0.20	0.11	0.05	0.03	0.03
144	2105133606	32	Feeder1	1	0	0	28	11	0.50	0.26	0.24	0.04	0.06	0.03	0.02	0.01	0.01
145	2103001109	32	Feeder1	0	1	0	51	11	0.92	0.47	0.44	0.07	0.12	0.06	0.03	0.02	0.02
146	2103064607	32	Feeder1	0	0	1	98	11	1.76	0.90	0.84	0.14	0.22	0.12	0.05	0.04	0.04
147	2107361401	32	Feeder1	1	0	0	78	11	1.40	0.72	0.67	0.11	0.18	0.10	0.04	0.03	0.03
148	2106159102	32	Feeder1	0	1	0	194	11	3.49	1.78	1.66	0.27	0.44	0.24	0.11	0.07	0.07
149	2106112505	32	Feeder1	0	0	1	96	11	1.73	0.88	0.82	0.13	0.22	0.12	0.05	0.04	0.03
150	2102237907	33	Feeder1	0	1	0	83	11	1.49	0.76	0.71	0.11	0.19	0.10	0.05	0.03	0.03
151	2103025407	33	Feeder1	0	0	1	23	11	0.41	0.21	0.20	0.03	0.05	0.03	0.01	0.01	0.01
152	2103002105	33	Feeder1	1	0	0	11	11	0.20	0.10	0.09	0.02	0.03	0.01	0.01	0.00	0.00
153	2102236501	33	Feeder1	0	1	0	27	11	0.49	0.25	0.23	0.04	0.06	0.03	0.01	0.01	0.01
154	2102220605	33	Feeder1	0	0	1	32	11	0.58	0.29	0.27	0.04	0.07	0.04	0.02	0.01	0.01
155	2108167803	33	Feeder1	0	1	0	64	11	1.16	0.59	0.55	0.09	0.15	0.08	0.04	0.02	0.02
156	2102220508	33	Feeder1	0	1	0	30	11	0.54	0.28	0.26	0.04	0.07	0.04	0.02	0.01	0.01
157	2102237605	33	Feeder1	0	0	1	70	11	1.26	0.64							

S/N	Acct Number	Pole No.	Feeder	Connected Phase			Energy Consumption (kWh)	Tariff Code	Energy Consumption (kWh/day)			Active Power Consumption (kW)			Reactive Power Consumption (kVar)		
				P 1	P 2	P 3			TOU 1	TOU 2	TOU 3	TOU 1	TOU 2	TOU 3	TOU 1	TOU 2	TOU 3
161	2106279701	36	Feeder1	1	0	0	47	11	0.85	0.43	0.40	0.07	0.11	0.06	0.03	0.02	0.02
162	2106231202	37	Feeder1	0	0	1	80	11	1.44	0.73	0.69	0.11	0.18	0.10	0.04	0.03	0.03
163	2112111701	37	Feeder1	1	0	0	90	11	1.62	0.83	0.77	0.12	0.21	0.11	0.05	0.03	0.03
164	2106227507	38	Feeder1	1	0	0	22	11	0.40	0.20	0.19	0.03	0.05	0.03	0.01	0.01	0.01
165	2104217806	39	Feeder1	0	1	0	0	11	0.00	0.00	0.00	0.00	0.00	0.00	0.00	0.00	0.00
166	2104217601	40	Feeder1	0	0	1	73	11	1.31	0.67	0.63	0.10	0.17	0.09	0.04	0.03	0.03
167	2111177806	40	Feeder1	1	0	0	54	11	0.97	0.50	0.46	0.07	0.12	0.07	0.03	0.02	0.02
168	2105146201	40	Feeder1	0	1	0	18	11	0.32	0.17	0.15	0.02	0.04	0.02	0.01	0.01	0.01
169	2108197907	40	Feeder1	0	0	1	0	11	0.00	0.00	0.00	0.00	0.00	0.00	0.00	0.00	0.00
170	2104384508	40	Feeder1	1	0	0	75	11	1.35	0.69	0.64	0.10	0.17	0.09	0.04	0.03	0.03
171	2105136206	40	Feeder1	0	1	0	58	11	1.04	0.53	0.50	0.08	0.13	0.07	0.03	0.02	0.02
172	2107160805	40	Feeder1	0	0	1	56	11	1.01	0.51	0.48	0.08	0.13	0.07	0.03	0.02	0.02
173	2101097206	41	Feeder2	1	0	0	27	11	0.49	0.25	0.23	0.04	0.06	0.03	0.01	0.01	0.01
174	2111166405	41	Feeder2	0	1	0	2	31	0.06	0.01	0.01	0.00	0.00	0.00	0.00	0.00	0.00
175	2111166502	41	Feeder2	0	0	1	0	11	0.00	0.00	0.00	0.00	0.00	0.00	0.00	0.00	0.00
176	2194251510	41	Feeder2	1	0	0	74	11	1.33	0.68	0.63	0.10	0.17	0.09	0.04	0.03	0.03
177	2194235310	42	Feeder2	0	1	0	86	11	1.55	0.79	0.74	0.12	0.20	0.11	0.05	0.03	0.03
178	2106227000	42	Feeder2	1	1	1	865	31	24.39	2.37	4.13	1.88	0.59	0.59	0.75	0.10	0.17
179	2100158104	42	Feeder2	0	1	0	56	11	1.01	0.51	0.48	0.08	0.13	0.07	0.03	0.02	0.02
180	2103179900	42	Feeder2	0	0	1	98	11	1.76	0.90	0.84	0.14	0.22	0.12	0.05	0.04	0.04
181	2194237712	42	Feeder2	1	0	0	111	11	2.00	1.02	0.95	0.15	0.25	0.14	0.06	0.04	0.04
182	2114023400	43	Feeder2	1	0	0	90	31	2.54	0.25	0.43	0.20	0.06	0.06	0.08	0.01	0.02
183	2190787319	43	Feeder2	0	0	1	137	31	3.86	0.38	0.65	0.30	0.09	0.09	0.12	0.02	0.03
184	2106279507	43	Feeder2	1	0	0	42	11	0.76	0.39	0.36	0.06	0.10	0.05	0.02	0.02	0.02
185	2101190907	43	Feeder2	0	1	0	123	11	2.21	1.13	1.05	0.17	0.28	0.15	0.07	0.05	0.04
186	2199343200	44	Feeder2	0	0	1	108	11	1.94	0.99	0.92	0.15	0.25	0.13	0.06	0.04	0.04
187	2101028107	44	Feeder2	1	0	0	109	11	1.96	1.00	0.93	0.15	0.25	0.13	0.06	0.04	0.04
188	2107289301	44	Feeder2	0	1	0	7	11	0.12	0.06	0.06	0.01	0.01	0.01	0.00	0.00	0.00
189	2199251004	45	Feeder2	0	1	0	102	11	1.83	0.94	0.87	0.14	0.23	0.12	0.06	0.04	0.04
190	2113088401	45	Feeder2	0	0	1	57	11	1.02	0.52	0.49	0.08	0.13	0.07	0.03	0.02	0.02
191	2199360806	45	Feeder2	0	0	1	105	11	1.89	0.96	0.90	0.15	0.24	0.13	0.06	0.04	0.04
192	2100052608	45	Feeder2	1	0	0	48	11	0.86	0.44	0.41	0.07	0.11	0.06	0.03	0.02	0.02
193	2102189104	45	Feeder2	0	1	0	28	11	0.50	0.26	0.24	0.04	0.06	0.03	0.02	0.01	0.01
194	2199387100	45	Feeder2	0	0	1	79	11	1.42	0.72	0.68	0.11	0.18	0.10	0.04	0.03	0.03
195	2198025906	45	Feeder2	1	0	0	119	11	2.14	1.09	1.02	0.16	0.27	0.15	0.07	0.04	0.04
196	2102091708	45	Feeder2	1	1	1	2474	21	65.34	8.90	14.13	5.03	2.22	2.02	2.01	0.36	0.60
197	2112256904	46	Feeder2	0	0	1	43	11	0.77	0.39	0.37	0.06	0.10	0.05	0.02	0.02	0.02
198	2101137704	46	Feeder2	1	0	0	90	11	1.62	0.83	0.77	0.12	0.21	0.11	0.05	0.03	0.03
199	2199355209	46	Feeder2	0	1	0	100	11	1.80	0.92	0.86	0.14	0.23	0.12	0.06	0.04	0.04
200	2109199504	46	Feeder2	0	0	1	34	11	0.61	0.31	0.29	0.05	0.08	0.04	0.02	0.01	0.01
201	2100167707	46	Feeder2	1	0	0	162	11	2.91	1.49	1.39	0.22	0.37	0.20	0.09	0.06	0.06
202	2100220306	46	Feeder2	0	1	0	1	11	0.02	0.01	0.01	0.00	0.00	0.00	0.00	0.00	0.00
203	2100160001	46	Feeder2	0	0	1	86	11	1.55	0.79	0.74	0.12	0.20	0.11	0.05	0.03	0.03
204	2199315509	46	Feeder2	1	0	0	10	11	0.18	0.09	0.09	0.01	0.02	0.01	0.01	0.00	0.00
205	2110057203	46	Feeder2	1	1	1	5395	21	142.47	19.40	30.81	10.96	4.85	4.40	4.38	0.78	1.30
206	2100052209	47	Feeder2	0	1	0	65	11	1.17	0.60	0.56	0.09	0.15	0.08	0.04	0.02	0.02
207	2103144503	47	Feeder2	0	0	1	57	11	1.02	0.52	0.49	0.08	0.13	0.07	0.03	0.02	0.02
208	2108088407	47	Feeder2	1	0	0	52	11	0.93	0.48	0.45	0.07	0.12	0.06	0.03	0.02	0.02
209	2111085901	47	Feeder2	0	1	0	30	11	0.54	0.28	0.26	0.04	0.07	0.04	0.02	0.01	0.01
210	2104128501	47	Feeder2	0	0	1	105	11	1.89	0.96	0.90	0.15	0.24	0.13	0.06	0.04	0.04
211	2103173805	47	Feeder2	1	0	0	63	11	1.13	0.58	0.54	0.09	0.14	0.08	0.03	0.02	0.02
212	2109056800	47	Feeder2	0	1	0	113	11	2.03	1.04	0.97	0.16	0.26	0.14	0.06	0.04	0.04
213	2108060804	48	Feeder2	0	0	1	110	11	1.98	1.01	0.94	0.15	0.25	0.13	0.06	0.04	0.04
214	2100320106	48	Feeder2	1	0	0	136	11	2.45	1.25	1.16	0.19	0.31	0.17	0.08	0.05	0.05
215	2108204407	48	Feeder2	0	1	0	79	11	1.42	0.72	0.68	0.11	0.18	0.10	0.04	0.03	0.03
216	2199163105	49	Feeder2	0	0	1	117	11	2.10	1.07	1.00	0.16	0.27	0.14	0.06	0.04	0.04
217	2199163008	49	Feeder2	1	0	0	91	11	1.64	0.83	0.78	0.13	0.21	0.11	0.05	0.03	0.03
218	2103003101	50	Feeder2	0	1	0	42	11	0.76	0.39	0.36	0.06	0.10	0.05	0.02	0.02	0.02
219	2105133207	50	Feeder2	0	0	1	238	11	4.28	2.18	2.04	0.33	0.55	0.29	0.13	0.09	0.09
220	2104364108	51	Feeder2	1	0	0	79	11	1.42	0.72	0.68	0.11	0.18	0.10	0.04	0.03	0.03
221	2104236800	51	Feeder2	1	0	0	77	11	1.38	0.70	0.66	0.11	0.18	0.09	0.04	0.03	0.03
222	2107118108	51	Feeder2	0	1	0	82	11	1.47	0.75	0.70	0.11	0.19	0.10	0.05	0.03	0.03
223	2102010708	51	Feeder2	0	0	1	80	11	1.44	0.73	0.69	0.11	0.18	0.10	0.04	0.03	0.03
224	2109159103	51	Feeder2	1	0	0	79	11	1.42	0.72	0.68	0.11	0.18	0.10	0.04	0.03	0.03
225	2111212008	51	Feeder2	0	1	0	49	11	0.88	0.45	0.42	0.07	0.11	0.06	0.03	0.02	0.02
226	2104362504	51	Feeder2	0	0	1	0	11	0.00	0.00	0.00	0.00	0.00	0.00	0.00	0.00	0.00
227	2109159405	51	Feeder2	1	0	0	81	11	1.46	0.74	0.69	0.11	0.19	0.10	0.04	0.03	0.03
228	2107290903	51	Feeder2	0	1	0	74	11	1.33	0.68	0.63	0.10	0.17	0.09	0.04	0.03	0.03
229	2114263908	51	Feeder2	0	0	1	17	11	0.31	0.16	0.15	0.02	0.04	0.02	0.01	0.01	0.01
230	2112242105	51	Feeder2	1	0	0	93	11	1.67	0.85	0.80	0.13	0.21	0.11	0.05	0.03	0.03
231	2114128008	51	Feeder2	0	1	0	79	11	1.42	0.72	0.68	0.11	0.18	0.10	0.04	0.03	0.03
232	2112259202	51	Feeder2	0	0	1	49	11	0.88	0.45	0.42	0.07	0.11	0.06	0.03	0.02	0.02
233	2192077610	53	Feeder3	1	0	0	68	11	1.22	0.62	0.58	0.09	0.16	0.08	0.04	0.03	0.02
234	2106250207	53	Feeder3	0	1	0	120	11	2.16	1.10	1.03	0.17	0.28	0.15	0.07	0.04	0.04
235	2192064012	53	Feeder3	0	0	1	139	11	2.50	1.27	1.19	0.19	0.32	0.17	0.08	0.05	0.05
236	2110167408	53	Feeder3	1	0	0	152	11	2.73	1.39	1.30	0.21	0.35	0.19	0.08	0.06	0.05
2																	

S/N	Acct Number	Pole No.	Feeder	Connected Phase			Energy Consumption (kWh)	Tariff Code	Energy Consumption (kWh/day)			Active Power Consumption (kW)			Reactive Power Consumption (kVar)			
				P 1	P 2	P 3			TOU 1	TOU 2	TOU 3	TOU 1	TOU 2	TOU 3	TOU 1	TOU 2	TOU 3	
241	2192022719	54	Feeder3	0	0	1	32	11	0.58	0.29	0.27	0.04	0.07	0.04	0.02	0.01	0.01	0.01
242	2192019114	54	Feeder3	0	1	0	93	11	1.67	0.85	0.80	0.13	0.21	0.11	0.05	0.03	0.03	0.03
243	2192026919	54	Feeder3	0	1	0	45	11	0.81	0.41	0.39	0.06	0.10	0.06	0.02	0.02	0.02	0.02
244	2192164416	54	Feeder3	0	0	1	23	11	0.41	0.21	0.20	0.03	0.05	0.03	0.01	0.01	0.01	0.01
245	2192019211	54	Feeder3	1	0	0	73	11	1.31	0.67	0.63	0.10	0.17	0.09	0.04	0.03	0.03	0.03
246	2113088908	55	Feeder3	1	0	0	120	11	2.16	1.10	1.03	0.17	0.28	0.15	0.07	0.04	0.04	0.04
247	2191387713	55	Feeder3	0	1	0	0	11	0.00	0.00	0.00	0.00	0.00	0.00	0.00	0.00	0.00	0.00
248	2192019319	55	Feeder3	0	0	1	100	11	1.80	0.92	0.86	0.14	0.23	0.12	0.06	0.04	0.04	0.04
249	2192022611	55	Feeder3	1	0	0	76	11	1.37	0.70	0.65	0.11	0.17	0.09	0.04	0.03	0.03	0.03
250	2107260508	55	Feeder3	1	1	1	0	31	0.00	0.00	0.00	0.00	0.00	0.00	0.00	0.00	0.00	0.00
251	2192019017	55	Feeder3	0	0	1	168	11	3.02	1.54	1.44	0.23	0.39	0.21	0.09	0.06	0.06	0.06
252	2194227717	55	Feeder3	1	0	0	98	11	1.76	0.90	0.84	0.14	0.22	0.12	0.05	0.04	0.04	0.04
253	2113163608	57	Feeder3	0	0	1	19	31	0.54	0.05	0.09	0.04	0.01	0.01	0.02	0.00	0.00	0.00
254	2194233016	57	Feeder3	1	0	0	43	11	0.77	0.39	0.37	0.06	0.10	0.05	0.02	0.02	0.02	0.02
255	2194236414	57	Feeder3	0	1	0	96	11	1.73	0.88	0.82	0.13	0.22	0.12	0.05	0.04	0.03	0.03
256	2193061912	57	Feeder3	0	0	1	81	11	1.46	0.74	0.69	0.11	0.19	0.10	0.04	0.03	0.03	0.03
257	2192002513	57	Feeder3	1	0	0	180	11	3.24	1.65	1.54	0.25	0.41	0.22	0.10	0.07	0.06	0.06
258	2108240500	57	Feeder3	0	1	0	250	11	4.49	2.29	2.14	0.35	0.57	0.31	0.14	0.09	0.09	0.09
259	2108240608	57	Feeder3	0	0	1	266	11	4.78	2.44	2.28	0.37	0.61	0.33	0.15	0.10	0.10	0.10
260	2192023111	57	Feeder3	1	0	0	136	11	2.45	1.25	1.16	0.19	0.31	0.17	0.08	0.05	0.05	0.05
261	2192067216	58	Feeder3	0	1	0	110	11	1.98	1.01	0.94	0.15	0.25	0.13	0.06	0.04	0.04	0.04
262	2192022514	58	Feeder3	0	0	1	164	11	2.95	1.50	1.40	0.23	0.38	0.20	0.09	0.06	0.06	0.06
263	2199118606	58	Feeder3	1	0	0	143	11	2.57	1.31	1.22	0.20	0.33	0.17	0.08	0.05	0.05	0.05
264	2194234411	58	Feeder3	0	1	0	71	11	1.28	0.65	0.61	0.10	0.16	0.09	0.04	0.03	0.03	0.03
265	2195173319	58	Feeder3	0	0	1	183	11	3.29	1.68	1.57	0.25	0.42	0.22	0.10	0.07	0.07	0.07
266	2111108502	58	Feeder3	1	0	0	30	11	0.54	0.28	0.26	0.04	0.07	0.04	0.02	0.01	0.01	0.01
267	2192891814	58	Feeder3	0	1	0	34	11	0.61	0.31	0.29	0.05	0.08	0.04	0.02	0.01	0.01	0.01
268	2192063318	59	Feeder4	1	0	0	79	11	1.42	0.72	0.68	0.11	0.18	0.10	0.04	0.03	0.03	0.03
269	2194230211	59	Feeder4	0	1	0	21	11	0.38	0.19	0.18	0.03	0.05	0.03	0.01	0.01	0.01	0.01
270	2191899919	59	Feeder4	0	0	1	12	11	0.22	0.11	0.10	0.02	0.03	0.01	0.01	0.00	0.00	0.00
271	2104104009	60	Feeder4	1	0	0	60	11	1.28	0.55	0.51	0.08	0.14	0.07	0.03	0.02	0.02	0.02
272	2194228713	60	Feeder4	0	1	0	112	11	2.01	1.03	0.96	0.15	0.26	0.14	0.06	0.04	0.04	0.04
273	2194264116	60	Feeder4	0	0	1	147	11	2.64	1.35	1.26	0.20	0.34	0.18	0.08	0.05	0.05	0.05
274	2191562817	60	Feeder4	1	0	0	0	31	0.00	0.00	0.00	0.00	0.00	0.00	0.00	0.00	0.00	0.00
275	2115085507	60	Feeder4	1	1	1	921	31	25.97	2.53	4.39	2.00	0.63	0.63	0.80	0.10	0.19	0.19
276	2100130404	60	Feeder4	0	0	1	123	31	3.47	0.34	0.59	0.27	0.08	0.08	0.11	0.01	0.02	0.02
277	2192057210	60	Feeder4	1	0	0	130	11	2.34	1.19	1.11	0.18	0.30	0.16	0.07	0.05	0.05	0.05
278	2100126903	61	Feeder4	0	1	0	11	11	0.20	0.10	0.09	0.02	0.03	0.01	0.01	0.00	0.00	0.00
279	2192067410	61	Feeder4	0	0	1	25	11	0.45	0.23	0.21	0.03	0.06	0.03	0.01	0.01	0.01	0.01
280	2103019105	61	Feeder4	1	0	0	107	11	1.92	0.98	0.92	0.15	0.25	0.13	0.06	0.04	0.04	0.04
281	2190033918	61	Feeder4	0	1	0	230	11	4.14	2.11	1.97	0.32	0.53	0.28	0.13	0.08	0.08	0.08
282	2194257918	62	Feeder4	0	0	1	59	11	1.06	0.54	0.51	0.08	0.14	0.07	0.03	0.02	0.02	0.02
283	2195166916	62	Feeder4	1	0	0	97	11	1.74	0.89	0.83	0.13	0.22	0.12	0.05	0.04	0.04	0.04
284	2110104708	62	Feeder4	0	1	0	78	11	1.40	0.72	0.67	0.11	0.18	0.10	0.04	0.03	0.03	0.03
285	2107353204	62	Feeder4	0	0	1	6	31	0.16	0.02	0.03	0.01	0.00	0.00	0.00	0.00	0.00	0.00
286	2195582715	62	Feeder4	0	1	0	56	11	1.01	0.51	0.48	0.08	0.13	0.07	0.03	0.02	0.02	0.02
287	2192071213	63	Feeder4	1	0	0	82	11	1.48	0.75	0.70	0.11	0.19	0.10	0.05	0.03	0.03	0.03
288	2192889615	63	Feeder4	0	1	0	117	11	2.10	1.07	1.00	0.16	0.27	0.14	0.06	0.04	0.04	0.04
289	2103079701	63	Feeder4	0	0	1	89	11	1.60	0.82	0.76	0.12	0.20	0.11	0.05	0.03	0.03	0.03
290	2107119201	63	Feeder4	1	0	0	217	11	3.91	1.99	1.86	0.30	0.50	0.27	0.12	0.08	0.08	0.08
291	2107310505	64	Feeder4	0	1	0	68	11	1.22	0.62	0.58	0.09	0.16	0.08	0.04	0.03	0.02	0.02
292	2100219006	64	Feeder4	0	0	1	184	11	3.31	1.69	1.58	0.25	0.42	0.23	0.10	0.07	0.07	0.07
293	2193066418	65	Feeder4	1	0	0	137	11	2.46	1.26	1.17	0.19	0.31	0.17	0.08	0.05	0.05	0.05
294	2112094106	65	Feeder4	0	1	0	125	11	2.25	1.15	1.07	0.17	0.29	0.15	0.07	0.05	0.05	0.05
295	2112243004	65	Feeder4	0	0	1	80	11	1.44	0.73	0.69	0.11	0.18	0.10	0.04	0.03	0.03	0.03
296	2107161100	65	Feeder4	1	0	0	81	11	1.46	0.74	0.69	0.11	0.19	0.10	0.04	0.03	0.03	0.03
297	2115034503	65	Feeder4	0	1	0	117	11	2.10	1.07	1.00	0.16	0.27	0.14	0.06	0.04	0.04	0.04
298	2107170800	65	Feeder4	0	0	1	113	11	2.03	1.04	0.97	0.16	0.26	0.14	0.06	0.04	0.04	0.04
299	2113192802	65	Feeder4	1	0	0	55	11	0.99	0.50	0.47	0.08	0.13	0.07	0.03	0.02	0.02	0.02
300	2107164304	65	Feeder4	0	1	0	133	11	2.39	1.22	1.14	0.18	0.30	0.16	0.07	0.05	0.05	0.05
301	2104271800	65	Feeder4	0	0	1	85	31	2.40	0.23	0.41	0.18	0.06	0.06	0.07	0.01	0.02	0.02
302	2106112807	65	Feeder4	1	0	0	61	11	1.10	0.56	0.52	0.08	0.14	0.07	0.03	0.02	0.02	0.02
303	2194231323	66	Feeder4	1	0	0	86	11	1.55	0.79	0.74	0.12	0.20	0.11	0.05	0.03	0.03	0.03
304	2114080501	66	Feeder4	0	1	0	61	11	1.10	0.56	0.52	0.08	0.14	0.07	0.03	0.02	0.02	0.02
305	2193062811	66	Feeder4	0	0	1	133	11	2.39	1.22	1.14	0.18	0.30	0.16	0.07	0.05	0.05	0.05
306	2192001215	66	Feeder4	1	0	0	249	11	4.48	2.28	2.13	0.34	0.57	0.30	0.14	0.09	0.09	0.09
307	2113047608	67	Feeder4	0	1	0	61	11	1.10	0.56	0.52	0.08	0.14	0.07	0.03	0.02	0.02	0.02
308	2103212800	67	Feeder4	0	0	1	64	11	1.15	0.59	0.55	0.09	0.15	0.08	0.04	0.02	0.02	0.02
309	2193066213	67	Feeder4	1	0	0	139	11	2.50	1.27	1.19	0.19	0.32	0.17	0.08	0.05	0.05	0.05
310	2111116203	67	Feeder4	0	1	0	110	11	1.98	1.01	0.94	0.15	0.25	0.13	0.06	0.04	0.04	0.04
311	2193081018	68	Feeder4	0	0	1	89	11	1.60	0.82	0.76	0.12	0.20	0.11	0.05	0.03	0.03	0.03
312	2193065012	68	Feeder4	0	1	0	96	11	1.73	0.88	0.82	0.13	0.22	0.12	0.05			

S/N	Acct Number	Pole No.	Feeder	Connected Phase			Energy Consumption (kWh)	Tariff Code	Energy Consumption (kWh/day)			Active Power Consumption (kW)			Reactive Power Consumption (kVar)		
				P 1	P 2	P 3			TOU 1	TOU 2	TOU 3	TOU 1	TOU 2	TOU 3	TOU 1	TOU 2	TOU 3
321	2107287805	70	Feeder4	1	0	0	73	11	1.31	0.67	0.63	0.10	0.17	0.09	0.04	0.03	0.03
322	2192002912	71	Feeder4	0	1	0	89	11	1.60	0.82	0.76	0.12	0.20	0.11	0.05	0.03	0.03
323	2192065019	71	Feeder4	0	0	1	79	11	1.42	0.72	0.68	0.11	0.18	0.10	0.04	0.03	0.03
324	2194228918	71	Feeder4	1	0	0	61	11	1.10	0.56	0.52	0.08	0.14	0.07	0.03	0.02	0.02
325	2114083403	72	Feeder4	1	1	1	19	31	0.54	0.05	0.09	0.04	0.01	0.01	0.02	0.00	0.00
326	2105153402	73	Feeder4	0	0	1	89	11	1.60	0.82	0.76	0.12	0.20	0.11	0.05	0.03	0.03
327	2192061919	73	Feeder4	1	0	0	54	11	0.97	0.50	0.46	0.07	0.12	0.07	0.03	0.02	0.02
328	2192006012	73	Feeder4	0	1	0	185	11	3.33	1.70	1.58	0.26	0.42	0.23	0.10	0.07	0.07
329	2105105408	33A	Feeder1	0	0	1	99	11	1.78	0.91	0.85	0.14	0.23	0.12	0.05	0.04	0.04
330	2105053602	33A	Feeder1	1	0	0	63	11	1.13	0.58	0.54	0.09	0.14	0.08	0.03	0.02	0.02
331	2105206204	33A	Feeder1	0	1	0	82	11	1.47	0.75	0.70	0.11	0.19	0.10	0.05	0.03	0.03
332	2104326109	33A	Feeder1	0	0	1	32	11	0.58	0.29	0.27	0.04	0.07	0.04	0.02	0.01	0.01
333	2105290507	33A	Feeder1	1	0	0	49	11	0.88	0.45	0.42	0.07	0.11	0.06	0.03	0.02	0.02
334	2106014805	33A	Feeder1	0	1	0	67	11	1.20	0.61	0.57	0.09	0.15	0.08	0.04	0.02	0.02
335	2104190207	33A	Feeder1	1	0	0	110	11	1.98	1.01	0.94	0.15	0.25	0.13	0.06	0.04	0.04
336	2104193303	33B	Feeder1	0	0	1	29	11	0.52	0.27	0.25	0.04	0.07	0.04	0.02	0.01	0.01
337	2107287503	33B	Feeder1	0	1	0	29	11	0.52	0.27	0.25	0.04	0.07	0.04	0.02	0.01	0.01
338	2106332904	33C	Feeder1	0	0	1	68	11	1.22	0.62	0.58	0.09	0.16	0.08	0.04	0.03	0.02
339	2104270901	33C	Feeder1	1	0	0	77	11	1.38	0.71	0.66	0.11	0.18	0.09	0.04	0.03	0.03
340	2105020801	33C	Feeder1	0	1	0	109	11	1.96	1.00	0.93	0.15	0.25	0.13	0.06	0.04	0.04
341	2104197201	33C	Feeder1	0	0	1	46	11	0.83	0.42	0.39	0.06	0.11	0.06	0.03	0.02	0.02
342	2108086404	33C	Feeder1	1	0	0	57	11	1.02	0.52	0.49	0.08	0.13	0.07	0.03	0.02	0.02
343	2107165505	33C	Feeder1	0	1	0	78	11	1.40	0.72	0.67	0.11	0.18	0.10	0.04	0.03	0.03
344	2107361002	33C	Feeder1	0	0	1	0	11	0.00	0.00	0.00	0.00	0.00	0.00	0.00	0.00	0.00
345	2111251801	33D	Feeder1	1	0	0	71	11	1.28	0.65	0.61	0.10	0.16	0.09	0.04	0.03	0.03
346	2105305601	33D	Feeder1	0	1	0	236	11	4.24	2.16	2.02	0.33	0.54	0.29	0.13	0.09	0.09

S/N	Acct Number	Pole No.	Feeder	Connected Phase			Energy Consumption (kWh)	Tariff Code	Energy Consumption (kWh/day)			Active Power Consumption (kW)			Reactive Power Consumption (kVar)		
				P 1	P 2	P 3			TOU 1	TOU 2	TOU 3	TOU 1	TOU 2	TOU 3	TOU 1	TOU 2	TOU 3
1	2191252419	2	Feeder1	0	0	1	0	11	0.00	0.00	0.00	0.00	0.00	0.00	0.00	0.00	0.00
2	2108229701	2	Feeder1	0	1	0	10	11	0.18	0.09	0.09	0.01	0.02	0.01	0.01	0.00	0.00
3	2105054501	2	Feeder1	1	0	0	74	11	1.33	0.68	0.63	0.10	0.17	0.09	0.04	0.03	0.03
4	2191484212	2	Feeder1	0	0	1	20	11	0.36	0.18	0.17	0.03	0.05	0.02	0.01	0.01	0.01
5	2190569214	2	Feeder1	0	1	0	0	11	0.00	0.00	0.00	0.00	0.00	0.00	0.00	0.00	0.00
6	2190569117	2	Feeder1	1	0	0	93	31	2.62	0.26	0.44	0.20	0.06	0.06	0.08	0.01	0.02
7	2115052027	4	Feeder1	1	0	0	93	31	2.62	0.26	0.44	0.20	0.06	0.06	0.08	0.01	0.02
8	2190589517	5	Feeder1	1	1	1	787	31	22.19	2.16	3.75	1.71	0.54	0.54	0.68	0.09	0.16
9	2190589614	6	Feeder1	1	1	1	946	31	26.68	2.60	4.51	2.05	0.65	0.64	0.82	0.10	0.19
10	2190589711	7	Feeder1	0	0	1	185	11	3.33	1.70	1.58	0.26	0.42	0.23	0.10	0.07	0.07
11	2190567815	7	Feeder1	0	1	0	120	11	2.16	1.10	1.03	0.17	0.28	0.15	0.07	0.04	0.04
12	2114024504	9	Feeder1	1	0	0	82	11	1.47	0.75	0.70	0.11	0.19	0.10	0.05	0.03	0.03
13	2106020007	9	Feeder1	0	0	1	16	31	0.45	0.04	0.08	0.03	0.01	0.01	0.01	0.00	0.00
14	2114024407	9	Feeder1	0	1	0	34	31	0.96	0.09	0.16	0.07	0.02	0.02	0.03	0.00	0.01
15	2195705310	9	Feeder1	1	1	1	878	31	24.76	2.41	4.19	1.90	0.60	0.60	0.76	0.10	0.18
16	2190688914	9	Feeder1	1	0	0	21	31	0.59	0.06	0.10	0.05	0.01	0.01	0.02	0.00	0.00
17	2115050606	10	Feeder1	0	1	0	93	31	2.62	0.26	0.44	0.20	0.06	0.06	0.08	0.01	0.02
18	2115050509	10	Feeder1	1	0	0	93	31	2.62	0.26	0.44	0.20	0.06	0.06	0.08	0.01	0.02
19	2114058603	10	Feeder1	1	1	1	257	31	7.25	0.71	1.23	0.56	0.18	0.18	0.22	0.03	0.05
20	2190589916	10	Feeder1	0	0	1	71	11	1.28	0.65	0.61	0.10	0.16	0.09	0.04	0.03	0.03
21	2191213618	10	Feeder1	0	1	0	116	11	2.09	1.06	0.99	0.16	0.27	0.14	0.06	0.04	0.04
22	2190590019	11	Feeder1	0	0	1	185	11	3.33	1.70	1.58	0.26	0.42	0.23	0.10	0.07	0.07
23	2190568218	12	Feeder2	0	0	1	149	11	2.68	1.37	1.28	0.21	0.34	0.18	0.08	0.06	0.05
24	2111044709	12	Feeder2	1	1	1	197	31	5.56	0.54	0.94	0.43	0.14	0.13	0.17	0.02	0.04
25	2190568110	12	Feeder2	0	1	0	95	11	1.71	0.87	0.81	0.13	0.22	0.12	0.05	0.04	0.03
26	2101103001	12	Feeder2	1	0	0	49	11	0.88	0.45	0.42	0.07	0.11	0.06	0.03	0.02	0.02
27	2100364308	13	Feeder2	0	0	1	63	31	1.78	0.17	0.30	0.14	0.04	0.04	0.05	0.01	0.01
28	2100305107	13	Feeder2	0	1	0	182	31	5.13	0.50	0.87	0.39	0.12	0.12	0.16	0.02	0.04
29	2100304305	13	Feeder2	1	0	0	90	31	2.54	0.25	0.43	0.20	0.06	0.06	0.08	0.01	0.02
30	2100364405	13	Feeder2	0	0	1	32	11	0.58	0.29	0.27	0.04	0.07	0.04	0.02	0.01	0.01
31	2107066701	13	Feeder2	0	1	0	0	31	0.00	0.00	0.00	0.00	0.00	0.00	0.00	0.00	0.00
32	2190703913	13	Feeder2	1	0	0	38	31	1.07	0.10	0.18	0.08	0.03	0.03	0.03	0.00	0.01
33	2190568919	14	Feeder2	0	0	1	73	11	1.31	0.67	0.63	0.10	0.17	0.09	0.04	0.03	0.03
34	2190734916	14	Feeder2	0	1	0	74	11	1.33	0.68	0.63	0.10	0.17	0.09	0.04	0.03	0.03
35	2191511716	14	Feeder2	1	0	0	138	11	2.48	1.27	1.18	0.19	0.32	0.17	0.08	0.05	0.05
36	2190568811	14	Feeder2	0	0	1	145	11	2.61	1.33	1.24	0.20	0.33	0.18	0.08	0.05	0.05
37	2190568714	14	Feeder2	0	1	0	186	11	3.34	1.71	1.59	0.26	0.43	0.23	0.10	0.07	0.07
38	2195855215	14	Feeder2	1	0	0	138	31	3.89	0.38	0.66	0.30	0.09	0.09	0.12	0.02	0.03
39	2190568315	14	Feeder2	0	0	1	299	11	5.38	2.74	2.56	0.41	0.69	0.37	0.17	0.11	0.11
40	2105211305	14	Feeder2	0	1	0	9	31	0.25	0.02	0.04	0.02	0.01	0.01	0.01	0.00	0.00
41	2190568412	14	Feeder2	1	0	0	83	11	1.49	0.76	0.71	0.11	0.19	0.10	0.05	0.03	0.03
42	2100158708	14	Feeder2	0	0	1	141	11	2.54	1.29	1.21	0.20	0.32	0.17	0.08	0.05	0.05
43	2101345005	14	Feeder2	0	1	0	28	11	0.50	0.26	0.24	0.04	0.06	0.03	0.02	0.01	0.01
44	2111016500	14	Feeder2	1	0	0	176	31	4.96	0.48	0.84	0.38	0.12	0.12	0.15	0.02	0.04
45	2108063803	16	Feeder2	0	0	1	77	11	1.38	0.71	0.66	0.11	0.18	0.09	0.04	0.03	0.03
46	2190737419	16	Feeder2	1	1	1	75	11	1.35	0.69	0.64	0.10	0.17	0.09	0.04	0.03	0.03
47	2190567912	16	Feeder2	0	1	0	841	31	23.72	2.31	4.01	1.82	0.58	0.57	0.73	0.09	0.17
48	2191809715	16	Feeder2	1	0	0	59	31	1.66	0.16	0.28	0.13	0.04	0.04	0.05	0.01	0.01
49	2114191907	17	Feeder2	0	1	0	133	31	3.75	0.37	0.63	0.29	0.09	0.09	0.12	0.01	0.03
50	2109221402	17	Feeder2	1	0	0	72	31	2.03	0.20	0.34	0.16	0.05	0.05	0.06	0.01	0.01
51	2105086101	17	Feeder2	1	1	1	621	31	17.51	1.70	2.96	1.35	0.43	0.42	0.54	0.07	0.12
52	2190567610	17	Feeder2	1	0	0	122	11	2.19	1.12	1.04	0.17	0.28	0.15	0.07	0.05	0.04
53	2108070001	19	Feeder2	0	0	1	150	11	2.70	1.38	1.28	0.21	0.34	0.18	0.08	0.06	0.05
54	2195679212	21	Feeder2	1	0	0	97	11	1.74	0.89	0.83	0.13	0.22	0.12	0.05	0.04	0.04
55	2109151005	22	Feeder2	0	0	1	87	11	1.56	0.80	0.75	0.12	0.20	0.11	0.05	0.03	0.03
56	2107031304	22	Feeder2	0	1	0	136	11	2.45	1.25	1.16	0.19	0.31	0.17	0.08	0.05	0.05
57	2115031008	27	Feeder2	1	0	0	74	11	1.33	0.68	0.63	0.10	0.17	0.09	0.04	0.03	0.03
58	2105086209	32	Feeder2	1	0	0	65	31	1.83	0.18	0.31	0.14	0.04	0.04	0.06	0.01	0.01
59	2107062900	32	Feeder2	0	0	1	105	31	2.96	0.29	0.50	0.23	0.07	0.07	0.09	0.01	0.02
60	2107062803	32	Feeder2	0	1	0	150	31	4.23	0.41	0.72	0.33	0.10	0.10	0.13	0.02	0.03
61	2108309403	32	Feeder2	1	1	1	389	31	10.97	1.07	1.86	0.84	0.27	0.27	0.34	0.04	0.08
62	2190701716	32	Feeder2	1	1	1	286	11	5.14	2.62	2.45	0.40	0.66	0.35	0.16	0.11	0.10
63	2190701910	32	Feeder2	1	1	1	379	21	10.01	1.36	2.16	0.77	0.34	0.31	0.31	0.05	0.09
64	2114111601	33	Feeder2	0	1	0	68	31	1.92	0.19	0.32	0.15	0.05	0.05	0.06	0.01	0.01
65	2190567017	33	Feeder2	1	0	0	54	11	0.97	0.50	0.46	0.07	0.12	0.07	0.03	0.02	0.02
66	2190566924	33	Feeder2	0	0	1	46	11	0.83	0.42	0.39	0.06	0.11	0.06	0.03	0.02	0.02
67	2190566819	33	Feeder2	0	1	0	67	11	1.20	0.61	0.57	0.09	0.15	0.08	0.04	0.02	0.02
68	2190697719	34	Feeder2	0	0	1	219	11	3.94	2.01	1.88	0.30	0.50	0.27	0.12	0.08	0.08
69	2190567718	34	Feeder2	1	1	1	76	31	2.14	0.21	0.36	0.16	0.05	0.05	0.07	0.01	0.02
70	2190567513	34	Feeder2	0	1	0	245	11	4.41	2.25	2.10	0.34	0.56	0.30	0.14	0.09	0.09
71	2190567114	34	Feeder2	1	0	0	147	11	2.64	1.35	1.26	0.20	0.34	0.18	0.08	0.05	0.05
72	2199025101	34	Feeder2	0	0	1	139	11	2.50	1.27	1.19	0.19	0.32	0.17	0.08	0.05	0.05
73	2190620317	36	Feeder3	1	0	0	296	31	8.35	0.81	1.41	0.64	0.20	0.20	0.26	0.03	0.06
74	2102197301	36	Feeder3	0	0	1	31	11	0.56	0.28	0.27	0.04	0.07	0.04	0.02	0.01	0.01
75	2190620112	36	Feeder3	0	1	0	79	31	2.23	0.22	0.38	0.17	0.05	0.05	0.07	0.01	0.02
76	2190620015	36	Feeder3	1	0	0	119	11	2.14	1.09	1.02	0.16	0.27	0.15	0.07	0.04	0.04
77	2114223809	38	Feeder3	0	1	0	21	31	0.59	0.06	0.10	0.05	0.				

S/N	Acct Number	Pole No.	Feeder	Connected Phase			Energy Consumption (kWh)	Tariff Code	Energy Consumption (kWh/day)			Active Power Consumption (kW)			Reactive Power Consumption (kVar)			
				P 1	P 2	P 3			TOU 1	TOU 2	TOU 3	TOU 1	TOU 2	TOU 3	TOU 1	TOU 2	TOU 3	
81	2111237701	51	Feeder3	1	0	0	39	31	1.10	0.11	0.19	0.08	0.03	0.03	0.03	0.03	0.00	0.01
82	2112064606	51	Feeder3	0	0	1	69	11	1.24	0.63	0.59	0.10	0.16	0.08	0.04	0.03	0.02	0.02
83	2190619718	51	Feeder3	0	1	0	101	11	1.82	0.93	0.87	0.14	0.23	0.12	0.06	0.04	0.04	0.04
84	2191146511	52	Feeder3	0	1	0	81	11	1.46	0.74	0.69	0.11	0.19	0.10	0.04	0.03	0.03	0.03
85	2100086103	53	Feeder3	0	0	1	71	11	1.28	0.65	0.61	0.10	0.16	0.09	0.04	0.03	0.03	0.03
86	2102194906	54	Feeder3	0	0	1	152	11	2.73	1.39	1.30	0.21	0.35	0.19	0.08	0.06	0.05	0.05
87	2199024709	54	Feeder3	0	1	0	72	11	1.29	0.66	0.62	0.10	0.17	0.09	0.04	0.03	0.03	0.03
88	2104007305	54	Feeder3	1	0	0	80	11	1.44	0.73	0.69	0.11	0.18	0.10	0.04	0.03	0.03	0.03
89	2112146203	55	Feeder3	1	0	0	115	11	2.07	1.05	0.98	0.16	0.26	0.14	0.06	0.04	0.04	0.04
90	2195841818	56	Feeder3	0	0	1	120	11	2.16	1.10	1.03	0.17	0.28	0.15	0.07	0.04	0.04	0.04
91	2106307101	56	Feeder3	0	1	0	111	11	2.00	1.02	0.95	0.15	0.25	0.14	0.06	0.04	0.04	0.04
92	2195889713	57	Feeder3	0	1	0	27	11	0.49	0.25	0.23	0.04	0.06	0.03	0.01	0.01	0.01	0.01
93	2103053702	57	Feeder3	0	1	0	185	11	3.33	1.70	1.58	0.26	0.42	0.23	0.10	0.07	0.07	0.07
94	2199353702	57	Feeder3	1	0	0	81	11	1.46	0.74	0.69	0.11	0.19	0.10	0.04	0.03	0.03	0.03
95	2111100609	58	Feeder3	1	1	1	23	31	0.65	0.06	0.11	0.05	0.02	0.02	0.02	0.00	0.00	0.00
96	2190619610	58	Feeder3	0	0	1	78	11	1.40	0.72	0.67	0.11	0.18	0.10	0.04	0.03	0.03	0.03
97	2190620511	60	Feeder3	0	0	1	350	31	9.87	0.96	1.67	0.76	0.24	0.24	0.30	0.04	0.07	0.07
98	2106022409	60	Feeder3	0	1	0	94	11	1.69	0.86	0.81	0.13	0.22	0.12	0.05	0.03	0.03	0.03
99	2190620414	60	Feeder3	1	0	0	93	11	1.67	0.85	0.80	0.13	0.21	0.11	0.05	0.03	0.03	0.03
100	2190620716	61	Feeder3	1	1	1	207	11	3.72	1.90	1.77	0.29	0.47	0.25	0.11	0.08	0.07	0.07
101	2190620619	61	Feeder3	0	1	0	87	11	1.56	0.80	0.75	0.12	0.20	0.11	0.05	0.03	0.03	0.03
102	2110118709	61	Feeder3	1	0	0	47	31	1.33	0.13	0.22	0.10	0.03	0.03	0.04	0.01	0.01	0.01
103	2199120600	62	Feeder3	0	1	0	0	11	0.00	0.00	0.00	0.00	0.00	0.00	0.00	0.00	0.00	0.00
104	2190620813	62	Feeder3	1	0	0	54	11	0.97	0.50	0.46	0.07	0.12	0.07	0.03	0.02	0.02	0.02
105	2107217807	62	Feeder3	0	0	1	244	31	6.88	0.67	1.16	0.53	0.17	0.17	0.21	0.03	0.05	0.05
106	2190620910	63	Feeder3	0	0	1	69	11	1.24	0.63	0.59	0.10	0.16	0.08	0.04	0.03	0.02	0.02
107	2190621410	64	Feeder3	0	1	0	66	11	1.19	0.61	0.57	0.09	0.15	0.08	0.04	0.02	0.02	0.02
108	2190621313	64	Feeder3	1	0	0	150	11	2.70	1.38	1.28	0.21	0.34	0.18	0.08	0.06	0.05	0.05
109	2190621216	64	Feeder3	0	0	1	113	11	2.03	1.04	0.97	0.16	0.26	0.14	0.06	0.04	0.04	0.04
110	2191351514	64	Feeder3	0	1	0	274	11	4.93	2.51	2.35	0.38	0.63	0.34	0.15	0.10	0.10	0.10
111	2190621011	64	Feeder3	1	0	0	188	31	5.30	0.52	0.90	0.41	0.13	0.13	0.16	0.02	0.04	0.04
112	2105081703	65	Feeder4	0	0	1	91	11	1.64	0.83	0.78	0.13	0.21	0.11	0.05	0.03	0.03	0.03
113	2190699916	66	Feeder4	1	0	0	97	11	1.74	0.89	0.83	0.13	0.22	0.12	0.05	0.04	0.04	0.04
114	2191347010	66	Feeder4	0	0	1	63	11	1.13	0.58	0.54	0.09	0.14	0.08	0.03	0.02	0.02	0.02
115	2195747811	66	Feeder4	0	1	0	85	11	1.53	0.78	0.73	0.12	0.19	0.10	0.05	0.03	0.03	0.03
116	2190621119	66	Feeder4	1	0	0	151	11	2.71	1.38	1.29	0.21	0.35	0.18	0.08	0.06	0.05	0.05
117	2104053900	67	Feeder4	0	1	0	33	11	0.59	0.30	0.28	0.05	0.08	0.04	0.02	0.01	0.01	0.01
118	2103184602	67	Feeder4	1	0	0	41	11	0.74	0.38	0.35	0.06	0.09	0.05	0.02	0.02	0.02	0.02
119	2105006205	67	Feeder4	0	0	1	242	11	4.35	2.22	2.07	0.33	0.55	0.30	0.13	0.09	0.09	0.09
120	2191347517	67	Feeder4	0	1	0	191	11	3.43	1.75	1.64	0.26	0.44	0.23	0.11	0.07	0.07	0.07
121	2191352219	68	Feeder4	0	1	0	160	11	2.88	1.47	1.37	0.22	0.37	0.20	0.09	0.06	0.06	0.06
122	2111013900	68	Feeder4	1	0	0	162	11	2.91	1.49	1.39	0.22	0.37	0.20	0.09	0.06	0.06	0.06
123	2191355110	68	Feeder4	0	0	1	135	11	2.43	1.24	1.16	0.19	0.31	0.17	0.07	0.05	0.05	0.05
124	2191346618	69	Feeder4	0	0	1	128	11	2.30	1.17	1.10	0.18	0.29	0.16	0.07	0.05	0.05	0.05
125	2101139308	69	Feeder4	0	1	0	96	31	2.71	0.26	0.46	0.21	0.07	0.07	0.08	0.01	0.02	0.02
126	2114199703	69	Feeder4	1	0	0	24	31	0.68	0.07	0.11	0.05	0.02	0.02	0.02	0.00	0.00	0.00
127	2199232107	69	Feeder4	0	0	1	142	11	2.55	1.30	1.22	0.20	0.33	0.17	0.08	0.05	0.05	0.05
128	2104177308	70	Feeder4	0	0	1	141	11	2.54	1.29	1.21	0.20	0.32	0.17	0.08	0.05	0.05	0.05
129	2191351611	70	Feeder4	0	1	0	108	11	1.94	0.99	0.92	0.15	0.25	0.13	0.06	0.04	0.04	0.04
130	2191351018	70	Feeder4	1	0	0	124	11	2.23	1.14	1.06	0.17	0.28	0.15	0.07	0.05	0.04	0.04
131	2190622018	71	Feeder4	0	1	0	125	11	2.25	1.15	1.07	0.17	0.29	0.15	0.07	0.05	0.05	0.05
132	2190621712	71	Feeder4	1	0	0	115	11	2.07	1.05	0.98	0.16	0.26	0.14	0.06	0.04	0.04	0.04
133	2190621615	71	Feeder4	0	0	1	140	11	2.52	1.28	1.20	0.19	0.32	0.17	0.08	0.05	0.05	0.05
134	2190621518	71	Feeder4	0	1	0	145	11	2.61	1.33	1.24	0.20	0.33	0.18	0.08	0.05	0.05	0.05
135	2190621917	71	Feeder4	1	0	0	85	11	1.53	0.78	0.73	0.12	0.19	0.10	0.05	0.03	0.03	0.03
136	2108022600	72	Feeder4	0	0	1	54	11	0.97	0.50	0.46	0.07	0.12	0.07	0.03	0.02	0.02	0.02
137	2190622514	72	Feeder4	0	1	0	73	11	1.31	0.67	0.63	0.10	0.17	0.09	0.04	0.03	0.03	0.03
138	2190622611	72	Feeder4	1	0	0	201	11	3.61	1.84	1.72	0.28	0.46	0.25	0.11	0.07	0.07	0.07
139	2190622417	72	Feeder4	0	0	1	79	11	1.42	0.72	0.68	0.11	0.18	0.10	0.04	0.03	0.03	0.03
140	2190622913	73	Feeder4	0	0	1	49	11	0.88	0.45	0.42	0.07	0.11	0.06	0.03	0.02	0.02	0.02
141	2190708311	73	Feeder4	0	1	0	89	11	1.60	0.82	0.76	0.12	0.20	0.11	0.05	0.03	0.03	0.03
142	2190623715	74	Feeder4	0	0	1	47	11	0.85	0.43	0.40	0.07	0.11	0.06	0.03	0.02	0.02	0.02
143	2106125305	74	Feeder4	0	1	0	40	11	0.72	0.37	0.34	0.06	0.09	0.05	0.02	0.01	0.01	0.01
144	2190623618	74	Feeder4	1	0	0	16	11	0.29	0.15	0.14	0.02	0.04	0.02	0.01	0.01	0.01	0.01
145	2111019909	74	Feeder4	1	1	1	83	31	2.34	0.23	0.40	0.18	0.06	0.06	0.07	0.01	0.02	0.02
146	2110108207	74	Feeder4	0	1	0	129	11	2.32	1.18	1.10	0.18	0.30	0.16	0.07	0.05	0.05	0.05
147	2190622719	74	Feeder4	1	0	0	212	11	3.81	1.94	1.82	0.29	0.49	0.26	0.12	0.08	0.08	0.08
148	2190623014	75	Feeder4	1	0	0	198	11	3.56	1.82	1.70	0.27	0.45	0.24	0.11	0.07	0.07	0.07
149	2115040805	75	Feeder4	0	0	1	72	11	1.29	0.66	0.62	0.10	0.17	0.09	0.04	0.03	0.03	0.03
150	2190623111	75	Feeder4	0	1	0	17	11	0.31	0.16	0.15	0.02	0.04	0.02	0.01	0.01	0.01	0.01
151	2190622816	75	Feeder4	1	0	0	59	11	1.06	0.54	0.51	0.08	0.14	0.07	0.03	0.02	0.02	0.02
152	2106209703	76	Feeder4	0	1	0	57	11	1.02	0.52	0.49	0.08	0.13	0.07	0.03	0.02	0.02	0.02
153	2102152901	77	Feeder4	0														

S/N	Acct Number	Pole No.	Feeder	Connected Phase			Energy Consumption (kWh)	Tariff Code	Energy Consumption (kWh/day)			Active Power Consumption (kW)			Reactive Power Consumption (kVar)		
				P 1	P 2	P 3			TOU 1	TOU 2	TOU 3	TOU 1	TOU 2	TOU 3	TOU 1	TOU 2	TOU 3
161	2190623812	78	Feeder4	1	0	0	120	11	2.16	1.10	1.03	0.17	0.28	0.15	0.07	0.04	0.04
162	2190626315	78	Feeder4	0	0	1	71	11	1.28	0.65	0.61	0.10	0.16	0.09	0.04	0.03	0.03
163	2110139900	78	Feeder4	0	1	0	79	11	1.42	0.72	0.68	0.11	0.18	0.10	0.04	0.03	0.03
164	2190624215	79	Feeder4	0	1	0	181	11	3.25	1.66	1.55	0.25	0.41	0.22	0.10	0.07	0.07
165	2190624118	79	Feeder4	1	0	0	72	11	1.29	0.66	0.62	0.10	0.17	0.09	0.04	0.03	0.03
166	2190624010	79	Feeder4	0	0	1	65	11	1.17	0.60	0.56	0.09	0.15	0.08	0.04	0.02	0.02
167	2104318106	81	Feeder4	1	1	1	62	11	1.11	0.57	0.53	0.09	0.14	0.08	0.03	0.02	0.02
168	2190709210	81	Feeder4	0	0	1	96	11	1.73	0.88	0.82	0.13	0.22	0.12	0.05	0.04	0.03
169	2190626110	82	Feeder4	0	0	1	17	11	0.31	0.16	0.15	0.02	0.04	0.02	0.01	0.01	0.01
170	2190626013	82	Feeder4	0	1	0	148	11	2.66	1.36	1.27	0.20	0.34	0.18	0.08	0.05	0.05
171	2104054303	82	Feeder4	1	0	0	190	11	3.42	1.74	1.63	0.26	0.44	0.23	0.10	0.07	0.07
172	2198109204	83	Feeder4	1	0	0	50	11	0.90	0.46	0.43	0.07	0.11	0.06	0.03	0.02	0.02
173	2190625912	84	Feeder4	0	0	1	142	11	2.55	1.30	1.22	0.20	0.33	0.17	0.08	0.05	0.05
174	2191464513	84	Feeder4	0	1	0	93	11	1.67	0.85	0.80	0.13	0.21	0.11	0.05	0.03	0.03
175	2103019601	85	Feeder4	0	0	1	57	11	1.02	0.52	0.49	0.08	0.13	0.07	0.03	0.02	0.02
176	2114078604	85	Feeder4	0	1	0	19	11	0.34	0.17	0.16	0.03	0.04	0.02	0.01	0.01	0.01
177	2195871717	85	Feeder4	1	0	0	59	11	1.06	0.54	0.51	0.08	0.14	0.07	0.03	0.02	0.02
178	2109152907	86	Feeder4	1	0	0	134	11	2.41	1.23	1.15	0.19	0.31	0.16	0.07	0.05	0.05
179	2101104105	87	Feeder4	0	1	0	175	11	3.15	1.60	1.50	0.24	0.40	0.21	0.10	0.06	0.06
180	2191260713	87	Feeder4	1	0	0	35	11	0.63	0.32	0.30	0.05	0.08	0.04	0.02	0.01	0.01
181	2108132309	87	Feeder4	0	0	1	73	11	1.31	0.67	0.63	0.10	0.17	0.09	0.04	0.03	0.03
182	2104059305	87	Feeder4	0	1	0	109	11	1.96	1.00	0.93	0.15	0.25	0.13	0.06	0.04	0.04
183	2102151409	87	Feeder4	1	0	0	161	11	2.89	1.48	1.38	0.22	0.37	0.20	0.09	0.06	0.06
184	2102093603	87	Feeder4	0	0	1	99	11	1.78	0.91	0.85	0.14	0.23	0.12	0.05	0.04	0.04
185	2108294406	87	Feeder4	0	1	0	75	11	1.35	0.69	0.64	0.10	0.17	0.09	0.04	0.03	0.03
186	2102061302	88	Feeder4	0	0	1	70	11	1.26	0.64	0.60	0.10	0.16	0.09	0.04	0.03	0.03
187	2111022705	89	Feeder4	1	0	0	1	11	0.02	0.01	0.01	0.00	0.00	0.00	0.00	0.00	0.00
188	2190625610	89	Feeder4	0	0	1	99	11	1.78	0.91	0.85	0.14	0.23	0.12	0.05	0.04	0.04
189	2190625513	89	Feeder4	0	1	0	122	11	2.19	1.12	1.04	0.17	0.28	0.15	0.07	0.05	0.04
190	2195697318	89	Feeder4	1	0	0	148	11	2.66	1.36	1.27	0.20	0.34	0.18	0.08	0.05	0.05
191	2190625718	90	Feeder4	0	1	0	418	11	7.52	3.83	3.58	0.58	0.96	0.51	0.23	0.15	0.15
192	2190817919	91	Feeder4	0	1	0	82	11	1.47	0.75	0.70	0.11	0.19	0.10	0.05	0.03	0.03
193	2190821916	91	Feeder4	1	0	0	39	11	0.70	0.36	0.33	0.05	0.09	0.05	0.02	0.01	0.01
194	2190807212	91	Feeder4	0	0	1	196	11	3.52	1.80	1.68	0.27	0.45	0.24	0.11	0.07	0.07
195	2190777615	91	Feeder4	0	1	0	151	11	2.71	1.38	1.29	0.21	0.35	0.18	0.08	0.06	0.05
196	2105183409	91	Feeder4	1	0	0	41	11	0.74	0.38	0.35	0.06	0.09	0.05	0.02	0.02	0.01
197	2195597917	91	Feeder4	0	0	1	131	11	2.36	1.20	1.12	0.18	0.30	0.16	0.07	0.05	0.05
198	2199025403	92	Feeder4	0	0	1	70	11	1.26	0.64	0.60	0.10	0.16	0.09	0.04	0.03	0.03
199	2107352607	93	Feeder4	0	1	0	50	11	0.90	0.46	0.43	0.07	0.11	0.06	0.03	0.02	0.02
200	2114029905	93	Feeder4	1	0	0	98	11	1.76	0.90	0.84	0.14	0.22	0.12	0.05	0.04	0.04
201	2106237308	94	Feeder4	0	0	1	70	11	1.26	0.64	0.60	0.10	0.16	0.09	0.04	0.03	0.03
202	2107075905	95	Feeder4	0	1	0	85	11	1.53	0.78	0.73	0.12	0.19	0.10	0.05	0.03	0.03
203	2196025410	95	Feeder4	1	0	0	101	11	1.82	0.93	0.87	0.14	0.23	0.12	0.06	0.04	0.04
204	2196000817	96	Feeder4	1	0	0	100	11	1.80	0.92	0.86	0.14	0.23	0.12	0.06	0.04	0.04
205	2102239608	96	Feeder4	0	0	1	109	11	1.96	1.00	0.93	0.15	0.25	0.13	0.06	0.04	0.04
206	2191756514	97	Feeder4	1	0	0	112	11	2.01	1.03	0.96	0.15	0.26	0.14	0.06	0.04	0.04
207	2191479413	97	Feeder4	0	0	1	88	11	1.58	0.81	0.75	0.12	0.20	0.11	0.05	0.03	0.03
208	2107193002	97	Feeder4	0	1	0	102	11	1.83	0.94	0.87	0.14	0.23	0.12	0.06	0.04	0.04
209	2111044105	97	Feeder4	1	0	0	79	11	1.42	0.72	0.68	0.11	0.18	0.10	0.04	0.03	0.03
210	2104311209	97	Feeder4	0	0	1	103	11	1.85	0.94	0.88	0.14	0.24	0.13	0.06	0.04	0.04
211	2108295305	97	Feeder4	0	1	0	225	11	4.05	2.06	1.93	0.31	0.52	0.28	0.12	0.08	0.08
212	2199260003	98	Feeder4	0	0	1	67	11	1.20	0.61	0.57	0.09	0.15	0.08	0.04	0.02	0.02
213	2105254209	98	Feeder4	0	1	0	73	11	1.31	0.67	0.63	0.10	0.17	0.09	0.04	0.03	0.03
214	2100213601	98	Feeder4	1	0	0	49	11	0.88	0.45	0.42	0.07	0.11	0.06	0.03	0.02	0.02
215	2112070509	98	Feeder4	0	0	1	30	11	0.54	0.28	0.26	0.04	0.07	0.04	0.02	0.01	0.01
216	2101245809	98	Feeder4	0	1	0	37	11	0.67	0.34	0.32	0.05	0.08	0.05	0.02	0.01	0.01
217	2196025321	99	Feeder4	0	1	0	100	11	1.80	0.92	0.86	0.14	0.23	0.12	0.06	0.04	0.04
218	2195896418	99	Feeder4	1	0	0	169	11	3.04	1.55	1.45	0.23	0.39	0.21	0.09	0.06	0.06
219	2195821310	100	Feeder4	0	1	0	89	11	1.60	0.82	0.76	0.12	0.20	0.11	0.05	0.03	0.03
220	2190816114	100	Feeder4	1	0	0	114	11	2.05	1.05	0.98	0.16	0.26	0.14	0.06	0.04	0.04
221	2102061205	100	Feeder4	0	0	1	0	31	0.00	0.00	0.00	0.00	0.00	0.00	0.00	0.00	0.00
222	2196000914	100	Feeder4	0	1	0	48	11	0.86	0.44	0.41	0.07	0.11	0.06	0.03	0.02	0.02
223	2196003212	100	Feeder4	1	0	0	105	11	1.89	0.96	0.90	0.15	0.24	0.13	0.06	0.04	0.04
224	2190818818	100	Feeder4	0	0	1	27	11	0.49	0.25	0.23	0.04	0.06	0.03	0.01	0.01	0.01
225	2101245205	101	Feeder4	1	0	0	84	11	1.51	0.77	0.72	0.12	0.19	0.10	0.05	0.03	0.03
226	2114101401	101	Feeder4	0	0	1	32	11	0.58	0.29	0.27	0.04	0.07	0.04	0.02	0.01	0.01
227	2106234600	101	Feeder4	0	1	0	40	11	0.72	0.37	0.34	0.06	0.09	0.05	0.02	0.01	0.01
228	2104058805	101	Feeder4	1	0	0	39	11	0.70	0.36	0.33	0.05	0.09	0.05	0.02	0.01	0.01
229	2111243108	101	Feeder4	0	0	1	80	11	1.44	0.73	0.69	0.11	0.18	0.10	0.04	0.03	0.03
230	2195896515	102	Feeder4	0	0	1	55	11	0.99	0.50	0.47	0.08	0.13	0.07	0.03	0.02	0.02
231	2199262200	102	Feeder4	0	1	0	94	11	1.69	0.86	0.81	0.13	0.22	0.12	0.05	0.03	0.03
232	2190814715	103	Feeder4	0	1	0	80	11	1.44	0.73	0.69	0.11	0.18	0.10	0.04	0.03	0.03
233	2190814014	103	Feeder4	1	0	0	99	11	1.78	0.91	0.85	0.14	0.23	0.12	0.05	0.04	0.04
234	2190814812	104	Feeder4	0	0	1	153	11	2.75	1.40	1.31	0.21	0.35	0.19	0.08	0.06	0.06
235	2106238509	105	Feeder4	1	0	0	70	11	1.26	0.64	0.60	0.10	0.16	0.09	0.04	0.03	0.03
236	2190815010	105	Feeder4	0	0	1	99	11	1.78	0.91	0.85	0.14	0.23	0.12	0.05	0.04	0.04

S/N	Acct Number	Pole No.	Feeder	Connected Phase			Energy Consumption (kWh)	Tariff Code	Energy Consumption (kWh/day)			Active Power Consumption (kW)			Reactive Power Consumption (kVar)		
				P 1	P 2	P 3			TOU 1	TOU 2	TOU 3	TOU 1	TOU 2	TOU 3	TOU 1	TOU 2	TOU 3
241	2190737613	107	Feeder4	1	0	0	89	11	1.60	0.82	0.76	0.12	0.20	0.11	0.05	0.03	0.03
242	2190624312	107	Feeder4	0	0	1	122	11	2.19	1.12	1.04	0.17	0.28	0.15	0.07	0.05	0.04
243	2108211209	109	Feeder4	0	1	0	70	11	1.26	0.64	0.60	0.10	0.16	0.09	0.04	0.03	0.03
244	2106185502	109	Feeder4	1	0	0	66	11	1.19	0.61	0.57	0.09	0.15	0.08	0.04	0.02	0.02
245	2106253400	109	Feeder4	0	0	1	168	11	3.02	1.54	1.44	0.23	0.39	0.21	0.09	0.06	0.06
246	2105156703	110	Feeder4	1	1	1	138	11	2.48	1.27	1.18	0.19	0.32	0.17	0.08	0.05	0.05
247	2107123403	111	Feeder4	0	0	1	124	11	2.23	1.14	1.06	0.17	0.28	0.15	0.07	0.05	0.04
248	2113249707	111	Feeder4	0	1	0	54	11	0.97	0.50	0.46	0.07	0.12	0.07	0.03	0.02	0.02
249	2106037708	111	Feeder4	1	0	0	150	11	2.70	1.38	1.28	0.21	0.34	0.18	0.08	0.06	0.05
250	2113218100	111	Feeder4	0	0	1	58	11	1.04	0.53	0.50	0.08	0.13	0.07	0.03	0.02	0.02
251	2108243100	112	Feeder4	1	1	1	167	11	3.00	1.53	1.43	0.23	0.38	0.20	0.09	0.06	0.06
252	2107205205	113	Feeder4	1	0	0	155	11	2.79	1.42	1.33	0.21	0.36	0.19	0.09	0.06	0.06
253	2102150305	113	Feeder4	0	0	1	57	11	1.02	0.52	0.49	0.08	0.13	0.07	0.03	0.02	0.02
254	2105183107	113	Feeder4	0	1	0	73	11	1.31	0.67	0.63	0.10	0.17	0.09	0.04	0.03	0.03
255	2190624614	113	Feeder4	1	0	0	79	11	1.42	0.72	0.68	0.11	0.18	0.10	0.04	0.03	0.03
256	2110040009	114	Feeder4	0	1	0	128	11	2.30	1.17	1.10	0.18	0.29	0.16	0.07	0.05	0.05
257	2112179500	115	Feeder4	1	1	1	209	11	3.76	1.92	1.79	0.29	0.48	0.26	0.12	0.08	0.08
258	2114008703	115	Feeder4	1	0	0	152	11	2.73	1.39	1.30	0.21	0.35	0.19	0.08	0.06	0.05
259	2107139709	115	Feeder4	0	0	1	21	11	0.38	0.19	0.18	0.03	0.05	0.03	0.01	0.01	0.01
260	2109117907	116	Feeder4	0	1	0	183	11	3.29	1.68	1.57	0.25	0.42	0.22	0.10	0.07	0.07
261	2106199902	116	Feeder4	1	0	0	79	11	1.42	0.72	0.68	0.11	0.18	0.10	0.04	0.03	0.03
262	2109061405	116	Feeder4	0	0	1	158	11	2.84	1.45	1.35	0.22	0.36	0.19	0.09	0.06	0.06
263	2106130503	116	Feeder4	0	1	0	126	11	2.27	1.16	1.08	0.17	0.29	0.15	0.07	0.05	0.05
264	2190624819	117	Feeder4	0	0	1	82	11	1.47	0.75	0.70	0.11	0.19	0.10	0.05	0.03	0.03
265	2191155316	117	Feeder4	0	1	0	64	31	1.80	0.18	0.31	0.14	0.04	0.04	0.06	0.01	0.01
266	2190624711	117	Feeder4	1	0	0	92	11	1.65	0.84	0.79	0.13	0.21	0.11	0.05	0.03	0.03
267	2190774314	117	Feeder4	0	0	1	108	11	1.94	0.99	0.92	0.15	0.25	0.13	0.06	0.04	0.04
268	2199185109	117	Feeder4	0	1	0	19	11	0.34	0.17	0.16	0.03	0.04	0.02	0.01	0.01	0.01
269	2199185206	117	Feeder4	1	0	0	54	11	0.97	0.50	0.46	0.07	0.12	0.07	0.03	0.02	0.02
270	2190714710	117	Feeder4	0	0	1	73	11	1.31	0.67	0.63	0.10	0.17	0.09	0.04	0.03	0.03
271	2191260616	118	Feeder4	1	0	0	78	11	1.40	0.72	0.67	0.11	0.18	0.10	0.04	0.03	0.03
272	2103136500	118	Feeder4	0	0	1	28	11	0.50	0.26	0.24	0.04	0.06	0.03	0.02	0.01	0.01
273	2113071509	118	Feeder4	0	1	0	50	11	0.90	0.46	0.43	0.07	0.11	0.06	0.03	0.02	0.02
274	2190624916	118	Feeder4	1	0	0	53	11	0.95	0.49	0.45	0.07	0.12	0.06	0.03	0.02	0.02
275	2190625017	119	Feeder4	1	0	0	124	11	2.23	1.14	1.06	0.17	0.28	0.15	0.07	0.05	0.04
276	2190709113	119	Feeder4	0	0	1	57	11	1.02	0.52	0.49	0.08	0.13	0.07	0.03	0.02	0.02
277	2191154913	119	Feeder4	0	1	0	221	11	3.97	2.03	1.89	0.31	0.51	0.27	0.12	0.08	0.08
278	2190625211	120	Feeder4	0	0	1	97	11	1.74	0.89	0.83	0.13	0.22	0.12	0.05	0.04	0.04
279	2190625114	120	Feeder4	0	1	0	76	11	1.37	0.70	0.65	0.11	0.17	0.09	0.04	0.03	0.03
280	2103110609	121	Feeder4	0	1	0	173	11	3.11	1.59	1.48	0.24	0.40	0.21	0.10	0.06	0.06
281	2190625319	121	Feeder4	1	0	0	120	11	2.16	1.10	1.03	0.17	0.28	0.15	0.07	0.04	0.04
282	2191157912	122	Feeder4	1	0	0	104	11	1.87	0.95	0.89	0.14	0.24	0.13	0.06	0.04	0.04
283	2111208000	122	Feeder4	0	0	1	81	11	1.46	0.74	0.69	0.11	0.19	0.10	0.04	0.03	0.03
284	2195743816	123	Feeder4	1	0	0	7	11	0.13	0.06	0.06	0.01	0.02	0.01	0.00	0.00	0.00
285	2191351115	123	Feeder4	0	0	1	125	11	2.25	1.15	1.07	0.17	0.29	0.15	0.07	0.05	0.05
286	2114201201	123	Feeder4	0	1	0	20	11	0.36	0.18	0.17	0.03	0.05	0.02	0.01	0.01	0.01
287	2199230503	124	Feeder4	0	0	1	70	11	1.26	0.64	0.60	0.10	0.16	0.09	0.04	0.03	0.03
288	2108023208	124	Feeder4	0	1	0	34	11	0.61	0.31	0.29	0.05	0.08	0.04	0.02	0.01	0.01
289	2111241709	125	Feeder4	0	1	0	101	11	1.82	0.93	0.87	0.14	0.23	0.12	0.06	0.04	0.04
290	2191810411	125	Feeder4	1	0	0	142	11	2.55	1.30	1.22	0.20	0.33	0.17	0.08	0.05	0.05
291	2114197409	125	Feeder4	0	0	1	48	11	0.86	0.44	0.41	0.07	0.11	0.06	0.03	0.02	0.02
292	2113032201	125	Feeder4	0	1	0	3	11	0.05	0.03	0.03	0.00	0.01	0.00	0.00	0.00	0.00
293	2107219400	125	Feeder4	1	0	0	78	11	1.40	0.72	0.67	0.11	0.18	0.10	0.04	0.03	0.03
294	2103159500	125	Feeder4	0	0	1	115	11	2.07	1.05	0.98	0.16	0.26	0.14	0.06	0.04	0.04
295	2195599812	125	Feeder4	0	1	0	136	11	2.45	1.25	1.16	0.19	0.31	0.17	0.08	0.05	0.05
296	2198084406	125	Feeder4	1	0	0	58	11	1.04	0.53	0.50	0.08	0.13	0.07	0.03	0.02	0.02
297	2190714613	126	Feeder4	0	0	1	67	11	1.20	0.61	0.57	0.09	0.15	0.08	0.04	0.02	0.02
298	2106284004	127	Feeder3	0	0	1	204	11	3.67	1.87	1.75	0.28	0.47	0.25	0.11	0.08	0.07
299	2106284101	127	Feeder3	0	1	0	80	11	1.44	0.73	0.69	0.11	0.18	0.10	0.04	0.03	0.03
300	2102199800	127	Feeder3	1	0	0	104	11	1.87	0.95	0.89	0.14	0.24	0.13	0.06	0.04	0.04
301	2106256108	127	Feeder3	0	0	1	79	11	1.42	0.72	0.68	0.11	0.18	0.10	0.04	0.03	0.03
302	2191523919	127	Feeder3	0	1	0	93	11	1.67	0.85	0.80	0.13	0.21	0.11	0.05	0.03	0.03
303	2190619513	127	Feeder3	1	0	0	50	11	0.90	0.46	0.43	0.07	0.11	0.06	0.03	0.02	0.02
304	2104223008	128	Feeder3	0	0	1	626	31	17.65	1.72	2.99	1.36	0.43	0.43	0.54	0.07	0.13
305	2112245503	128	Feeder3	0	1	0	14	31	0.39	0.04	0.07	0.03	0.01	0.01	0.01	0.00	0.00
306	2104276306	128	Feeder3	1	0	0	125	11	2.25	1.15	1.07	0.17	0.29	0.15	0.07	0.05	0.05
307	2190619416	128	Feeder3	0	0	1	46	11	0.83	0.42	0.39	0.06	0.11	0.06	0.03	0.02	0.02
308	2111186201	128	Feeder3	0	1	0	55	31	1.55	0.15	0.26	0.12	0.04	0.04	0.05	0.01	0.01
309	2110192305	128	Feeder3	1	0	0	44	31	1.24	0.12	0.21	0.10	0.03	0.03	0.04	0.00	0.01
310	2112056204	129	Feeder3	0	1	0	119	11	2.14	1.09	1.02	0.16	0.27	0.15	0.07	0.04	0.04
311	2110013109	129	Feeder3	1	0	0	73	11	1.31	0.67	0.63	0.10	0.17	0.09	0.04	0.03	0.03
312	2190619238	129	Feeder3	0	0	1	34	11	0.61	0.31	0.29	0.05	0.08	0.04	0.02	0.01	0.01
313	2190619114	129	Feeder3	0	1	0	67	11	1.20	0.61	0.57	0.09	0.15	0.08	0.04	0.02	0.02
314	2108242805	129	Feeder3	1	0	0	62	31	1.75	0.17	0.30	0.13	0.04	0.04	0.05	0.01	0.01
315	2114200604	130	Feeder3	0	1	0	166	31	4.68	0.46	0.79	0.36	0.11	0.11	0.14	0.02	0.03
316	2110157305	130	Feeder3	1	0	0	248	31	6.99	0.68	1.18						

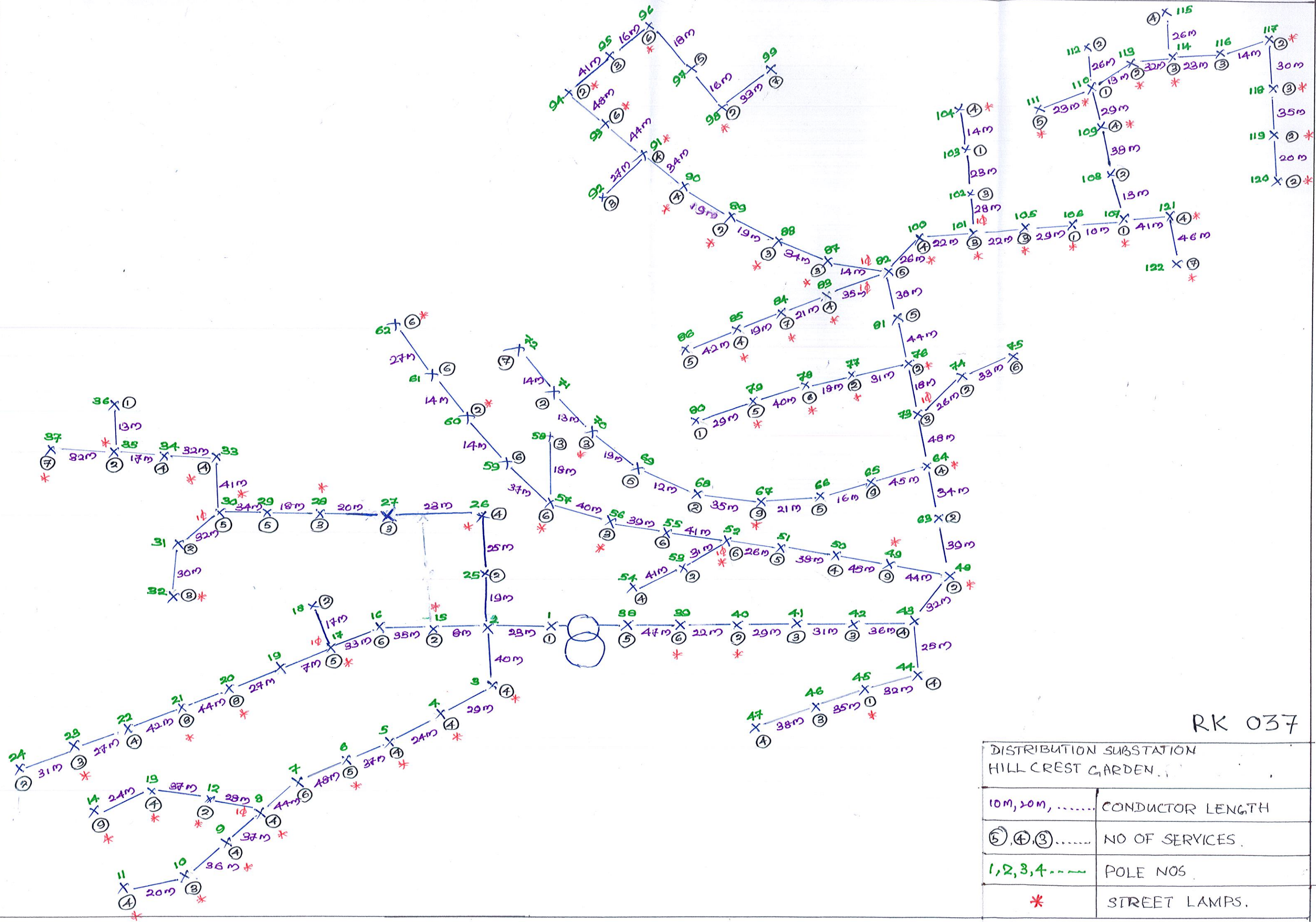
S/N	Acct Number	Pole No.	Feeder	Connected Phase			Energy Consumption (kWh)	Tariff Code	Energy Consumption (kWh/day)			Active Power Consumption (kW)			Reactive Power Consumption (kVar)		
				P 1	P 2	P 3			TOU 1	TOU 2	TOU 3	TOU 1	TOU 2	TOU 3	TOU 1	TOU 2	TOU 3
321	2106125003	118B	Feeder4	0	0	1	61	11	1.10	0.56	0.52	0.08	0.14	0.07	0.03	0.02	0.02
322	2104093708	118B	Feeder4	0	1	0	66	11	1.19	0.61	0.57	0.09	0.15	0.08	0.04	0.02	0.02
323	2199211207	118B	Feeder4	1	0	0	91	11	1.64	0.83	0.78	0.13	0.21	0.11	0.05	0.03	0.03
324	2190735815	118B	Feeder4	0	0	1	127	11	2.28	1.16	1.09	0.18	0.29	0.16	0.07	0.05	0.05
325	2112250701	118B	Feeder4	0	1	0	57	11	1.02	0.52	0.49	0.08	0.13	0.07	0.03	0.02	0.02
326	2105270409	132A	Feeder3	0	1	0	2	31	0.06	0.01	0.01	0.00	0.00	0.00	0.00	0.00	0.00
327	2105270301	132A	Feeder3	1	0	0	77	31	2.17	0.21	0.37	0.17	0.05	0.05	0.07	0.01	0.02
328	2107147000	132B	Feeder3	0	0	1	137	11	2.46	1.26	1.17	0.19	0.31	0.17	0.08	0.05	0.05
329	2105270506	132B	Feeder3	0	1	0	95	11	1.71	0.87	0.81	0.13	0.22	0.12	0.05	0.04	0.03
330	2190618819	132B	Feeder3	1	0	0	141	11	2.54	1.29	1.21	0.20	0.32	0.17	0.08	0.05	0.05
331	2103216601	132B	Feeder3	0	0	1	176	11	3.16	1.61	1.51	0.24	0.40	0.22	0.10	0.07	0.06
332	2106134703	132C	Feeder3	1	0	0	293	11	5.27	2.69	2.51	0.41	0.67	0.36	0.16	0.11	0.11
333	2191803814	132C	Feeder3	1	1	1	85	21	2.24	0.31	0.49	0.17	0.08	0.07	0.07	0.01	0.02
334	2191516416	34A	Feeder2	0	0	1	38	11	0.68	0.35	0.33	0.05	0.09	0.05	0.02	0.01	0.01
335	2105074103	34A	Feeder2	0	1	0	184	11	3.31	1.69	1.58	0.25	0.42	0.23	0.10	0.07	0.07
336	2191243517	34B	Feeder2	1	0	0	100	11	1.80	0.92	0.86	0.14	0.23	0.12	0.06	0.04	0.04
337	2190567319	34C	Feeder2	0	1	0	55	11	0.99	0.50	0.47	0.08	0.13	0.07	0.03	0.02	0.02
338	2190567211	34C	Feeder2	0	0	1	116	11	2.09	1.06	0.99	0.16	0.27	0.14	0.06	0.04	0.04
339	2102126307	34D	Feeder2	0	1	0	106	11	1.91	0.97	0.91	0.15	0.24	0.13	0.06	0.04	0.04
340	2190705916	34D	Feeder2	1	0	0	180	11	3.24	1.65	1.54	0.25	0.41	0.22	0.10	0.07	0.06
341	2191484018	34E	Feeder2	0	0	1	134	11	2.41	1.23	1.15	0.19	0.31	0.16	0.07	0.05	0.05
342	2190567416	34F	Feeder2	0	0	1	51	31	1.44	0.14	0.24	0.11	0.03	0.03	0.04	0.01	0.01
343	2112025201	34F	Feeder2	0	1	0	131	11	2.36	1.20	1.12	0.18	0.30	0.16	0.07	0.05	0.05
344	2106127502	34F	Feeder2	1	0	0	119	11	2.14	1.09	1.02	0.16	0.27	0.15	0.07	0.04	0.04
345	2191341217	34F	Feeder2	1	0	0	137	11	2.46	1.26	1.17	0.19	0.31	0.17	0.08	0.05	0.05
346	2102039404	34F	Feeder2	0	0	1	194	11	3.49	1.78	1.66	0.27	0.44	0.24	0.11	0.07	0.07
347	2191729312	34F	Feeder2	0	1	0	86	11	1.55	0.79	0.74	0.12	0.20	0.11	0.05	0.03	0.03
348	2190622115	72A	Feeder4	0	0	1	137	11	2.46	1.26	1.17	0.19	0.31	0.17	0.08	0.05	0.05
349	2100017802	72A	Feeder4	0	1	0	131	11	2.36	1.20	1.12	0.18	0.30	0.16	0.07	0.05	0.05
350	2199136302	72A	Feeder4	1	0	0	39	11	0.70	0.36	0.33	0.05	0.09	0.05	0.02	0.01	0.01
351	2109173904	72B	Feeder4	1	1	1	938	21	24.77	3.37	5.36	1.91	0.84	0.77	0.76	0.14	0.23
352	2190622212	72B	Feeder4	1	0	0	102	11	1.83	0.94	0.87	0.14	0.23	0.12	0.06	0.04	0.04

S/N	Acct Number	Pole No.	Feeder	Connected Phase			Energy Consumption (kWh)	Tariff Code	Energy Consumption (kWh/day)			Active Power Consumption (kW)			Reactive Power Consumption (kVar)		
				P 1	P 2	P 3			TOU 1	TOU 2	TOU 3	TOU 1	TOU 2	TOU 3	TOU 1	TOU 2	TOU 3
1	2191880916	1	Feeder 1	1	0	0	263	11	2.70	1.38	1.29	0.21	0.34	0.18	0.06	0.09	0.06
2	2105024203	1	Feeder 1	0	1	0	220	11	2.26	1.15	1.08	0.17	0.29	0.15	0.05	0.08	0.05
3	2192021011	2	Feeder 1	0	0	1	252	11	2.59	1.32	1.23	0.20	0.33	0.18	0.06	0.09	0.05
4	2105042600	2	Feeder 1	1	0	0	175	11	1.80	0.92	0.86	0.14	0.23	0.12	0.04	0.06	0.04
5	2107286108	2	Feeder 1	0	1	0	3366	31	54.24	5.28	9.17	4.17	1.32	1.31	1.21	0.34	0.39
6	2194273115	2	Feeder 1	0	0	1	373	11	3.83	1.95	1.83	0.29	0.49	0.26	0.09	0.13	0.08
7	2112132806	2	Feeder 1	1	1	1	474	11	4.87	2.48	2.32	0.37	0.62	0.33	0.11	0.16	0.10
8	2192059418	2	Feeder 1	0	1	0	267	11	2.74	1.40	1.31	0.21	0.35	0.19	0.06	0.09	0.06
9	2111112801	2	Feeder 1	1	1	1	38142	21	575.59	78.36	124.46	44.28	19.59	17.78	12.79	5.11	5.33
10	2191881017	3	Feeder 1	1	0	0	71	11	0.73	0.37	0.35	0.06	0.09	0.05	0.02	0.02	0.01
11	2105102905	3	Feeder 1	1	1	1	21174	21	319.53	43.50	69.09	24.58	10.88	9.87	7.10	2.84	2.96
12	2100319507	4	Feeder 1	1	1	1	455	11	4.67	2.38	2.23	0.36	0.60	0.32	0.10	0.16	0.10
13	2105103006	4	Feeder 1	1	0	0	103	11	1.06	0.54	0.50	0.08	0.13	0.07	0.02	0.04	0.02
14	2104309204	4	Feeder 1	0	1	0	37	31	0.60	0.06	0.10	0.05	0.01	0.01	0.01	0.00	0.00
15	2113164302	5	Feeder 1	0	0	1	226	11	2.32	1.18	1.11	0.18	0.30	0.16	0.05	0.08	0.05
16	2113164000	5	Feeder 1	1	0	0	409	11	4.20	2.14	2.00	0.32	0.54	0.29	0.09	0.14	0.09
17	2113163802	5	Feeder 1	0	1	0	82	11	0.84	0.43	0.40	0.06	0.11	0.06	0.02	0.03	0.02
18	2113164108	5	Feeder 1	0	0	1	70	11	0.72	0.37	0.34	0.06	0.09	0.05	0.02	0.02	0.01
19	2113181002	5	Feeder 1	1	0	0	113	11	1.16	0.59	0.55	0.09	0.15	0.08	0.03	0.04	0.02
20	2191897614	5	Feeder 1	0	1	0	82	11	0.84	0.43	0.40	0.06	0.11	0.06	0.02	0.03	0.02
21	2193062110	5	Feeder 1	0	0	1	483	11	4.96	2.53	2.36	0.38	0.63	0.34	0.11	0.17	0.10
22	2191888925	5	Feeder 1	1	1	1	468	31	7.54	0.73	1.28	0.58	0.18	0.18	0.17	0.05	0.05
23	2194239014	5	Feeder 1	0	1	0	28	11	0.29	0.15	0.14	0.02	0.04	0.02	0.01	0.01	0.01
24	2103253000	7	Feeder 2	1	1	1	188	11	1.93	0.98	0.92	0.15	0.25	0.13	0.04	0.06	0.04
25	2102010902	7	Feeder 2	1	0	0	181	11	1.86	0.95	0.89	0.14	0.24	0.13	0.04	0.06	0.04
26	2191880835	7	Feeder 2	0	1	0	310	11	3.19	1.63	1.52	0.25	0.41	0.22	0.07	0.11	0.07
27	2192060912	8	Feeder 2	1	1	1	0	31	0.00	0.00	0.00	0.00	0.00	0.00	0.00	0.00	0.00
28	2192000812	8	Feeder 2	1	1	1	1054	11	10.83	5.52	5.16	0.83	1.38	0.74	0.24	0.36	0.22
29	2104125502	8	Feeder 2	1	1	1	662	11	6.80	3.47	3.24	0.52	0.87	0.46	0.15	0.23	0.14
30	2192011415	8	Feeder 2	0	0	1	62	31	1.00	0.10	0.17	0.08	0.02	0.02	0.02	0.01	0.01
31	2102184609	8	Feeder 2	1	1	1	324	11	3.33	1.70	1.59	0.26	0.42	0.23	0.07	0.11	0.07
32	2112260707	9	Feeder 2	0	1	0	103	11	1.06	0.54	0.50	0.08	0.13	0.07	0.02	0.04	0.02
33	2194231811	9	Feeder 2	0	0	1	179	11	1.84	0.94	0.88	0.14	0.23	0.13	0.04	0.06	0.04
34	2191894518	9	Feeder 2	1	0	0	15	11	0.15	0.08	0.07	0.01	0.02	0.01	0.00	0.01	0.00
35	2100225308	9	Feeder 2	0	1	0	137	11	1.41	0.72	0.67	0.11	0.18	0.10	0.03	0.05	0.03
36	2111109304	9	Feeder 2	0	0	1	127	11	1.30	0.67	0.62	0.10	0.17	0.09	0.03	0.04	0.03
37	2191880517	9	Feeder 2	1	0	0	58	11	0.60	0.30	0.28	0.05	0.08	0.04	0.01	0.02	0.01
38	2194230718	10	Feeder 2	1	1	1	279	11	2.87	1.46	1.37	0.22	0.37	0.20	0.06	0.10	0.06
39	2199168506	10	Feeder 2	0	0	1	309	11	3.17	1.62	1.51	0.24	0.40	0.22	0.07	0.11	0.06
40	2194251219	10	Feeder 2	1	0	0	207	11	2.13	1.09	1.02	0.16	0.27	0.15	0.05	0.07	0.04
41	2114031608	10	Feeder 2	0	1	0	245	11	2.52	1.28	1.20	0.19	0.32	0.17	0.06	0.08	0.05
42	2191880312	11	Feeder 2	0	0	1	101	11	1.04	0.53	0.49	0.08	0.13	0.07	0.02	0.03	0.02
43	2192001010	11	Feeder 2	1	0	0	382	11	3.92	2.00	1.87	0.30	0.50	0.27	0.09	0.13	0.08
44	2191880126	12	Feeder 2	0	1	0	129	11	1.33	0.68	0.63	0.10	0.17	0.09	0.03	0.04	0.03
45	2192284616	12	Feeder 2	0	0	1	116	11	1.19	0.61	0.57	0.09	0.15	0.08	0.03	0.04	0.02
46	2191888313	12	Feeder 2	1	0	0	276	11	2.84	1.45	1.35	0.22	0.36	0.19	0.06	0.09	0.06
47	2191880215	12	Feeder 2	0	1	0	168	11	1.73	0.88	0.82	0.13	0.22	0.12	0.04	0.06	0.04
48	2104337909	14	Feeder 2	0	0	1	3	31	0.05	0.01	0.01	0.00	0.00	0.00	0.00	0.00	0.00
49	2106149301	14	Feeder 2	1	0	0	317	11	3.26	1.66	1.55	0.25	0.42	0.22	0.07	0.11	0.07
50	2106149409	14	Feeder 2	0	1	0	108	11	1.11	0.56	0.53	0.09	0.14	0.08	0.02	0.04	0.02
51	2191889816	23	Feeder 2	1	1	1	0	21	0.00	0.00	0.00	0.00	0.00	0.00	0.00	0.00	0.00
52	2101174804	23	Feeder 2	1	0	0	133	11	1.37	0.70	0.65	0.11	0.17	0.09	0.03	0.05	0.03
53	2192021119	23	Feeder 2	1	1	1	133	31	2.14	0.21	0.36	0.16	0.05	0.05	0.05	0.01	0.02
54	2113181207	24	Feeder 2	1	1	1	34	11	0.35	0.18	0.17	0.03	0.04	0.02	0.01	0.01	0.01
55	2110104104	24	Feeder 2	1	1	1	706	11	7.25	3.70	3.46	0.56	0.92	0.49	0.16	0.24	0.15
56	2193062714	25	Feeder 2	1	1	1	1538	31	24.78	2.41	4.19	1.91	0.60	0.60	0.55	0.16	0.18
57	2191895417	25	Feeder 2	1	1	1	2111	31	34.02	3.31	5.75	2.62	0.83	0.82	0.76	0.22	0.25
58	2191890016	25	Feeder 2	1	1	1	352	21	5.31	0.72	1.15	0.41	0.18	0.16	0.12	0.05	0.05
59	2191890512	25	Feeder 2	1	1	1	463	11	4.76	2.43	2.27	0.37	0.61	0.32	0.11	0.16	0.10
60	2194226117	26	Feeder 2	0	0	1	107	21	1.61	0.22	0.35	0.12	0.05	0.05	0.04	0.01	0.01
61	2115144503	26	Feeder 2	1	0	0	362	31	5.83	0.57	0.99	0.45	0.14	0.14	0.13	0.04	0.04
62	2192007620	28	Feeder 2	1	1	1	5134	21	77.47	10.55	16.75	5.96	2.64	2.39	1.72	0.69	0.72
63	2192002815	28	Feeder 2	0	0	1	523	21	7.89	1.07	1.71	0.61	0.27	0.24	0.18	0.07	0.07
64	2191889514	28	Feeder 2	1	0	0	124	31	2.00	0.19	0.34	0.15	0.05	0.05	0.04	0.01	0.01
65	2191879012	29	Feeder 2	0	1	0	137	11	1.41	0.72	0.67	0.11	0.18	0.10	0.03	0.05	0.03
66	2191879160	29	Feeder 2	0	0	1	189	11	1.94	0.99	0.92	0.15	0.25	0.13	0.04	0.06	0.04
67	2191896715	30	Feeder 2	1	0	0	240	11	2.47	1.26	1.17	0.19	0.31	0.17	0.05	0.08	0.05
68	2191896618	31	Feeder 2	0	1	0	1	11	0.01	0.01	0.00	0.00	0.00	0.00	0.00	0.00	0.00
69	2191879217	31	Feeder 2	0	0	1	402	11	4.13	2.11	1.97	0.32	0.53	0.28	0.09	0.14	0.08
70	2191893112	31	Feeder 2	1	1	1	207	11	2.13	1.09	1.02	0.16	0.27	0.15	0.05	0.07	0.04
71	2191895514	32	Feeder 2	0	1	0	73	11	0.75	0.38	0.36	0.06	0.10	0.05	0.02	0.02	0.02
72	2191896227	32	Feeder 2	0	0	1	227	11	2.33	1.19	1.11	0.18	0.30	0.16	0.05	0.08	0.05
73	2102178900	32	Feeder 2	1	0	0	255	11	2.62	1.34	1.25	0.20	0.33	0.18	0.06	0.09	0.05
74	2102178803	33	Feeder 2	0	1	0	175	11	1.80	0.92	0.86	0.14	0.23	0.12	0.04	0.06	0.04
75	2191895115	33	Feeder 2	0	0	1	223	31	3.59	0.35	0.61	0.28	0.09	0.09	0.08	0.02	0.03
76	2191896316	33	Feeder 2	1	0	0	278	11	2.86	1.46	1.36	0.22	0.36	0.19	0.06	0.10	0.06
77	2104194903	33	Feeder														

S/N	Acct Number	Pole No.	Feeder	Connected Phase			Energy Consumption (kWh)	Tariff Code	Energy Consumption (kWh/day)			Active Power Consumption (kW)			Reactive Power Consumption (kVar)		
				P 1	P 2	P 3			TOU 1	TOU 2	TOU 3	TOU 1	TOU 2	TOU 3	TOU 1	TOU 2	TOU 3
81	2191895719	34	Feeder 2	0	0	1	158	11	1.62	0.83	0.77	0.12	0.21	0.11	0.04	0.05	0.03
82	2191896111	35	Feeder 2	1	0	0	380	11	3.90	1.99	1.86	0.30	0.50	0.27	0.09	0.13	0.08
83	2191896014	35	Feeder 2	0	1	0	296	11	3.04	1.55	1.45	0.23	0.39	0.21	0.07	0.10	0.06
84	2191895921	35	Feeder 2	0	0	1	280	11	2.88	1.47	1.37	0.22	0.37	0.20	0.06	0.10	0.06
85	2193064318	41	Feeder 2	1	1	1	820	11	8.42	4.30	4.01	0.65	1.07	0.57	0.19	0.28	0.17
86	2104215803	41	Feeder 2	0	1	0	0	11	0.00	0.00	0.00	0.00	0.00	0.00	0.00	0.00	0.00
87	2113113503	42	Feeder 2	0	0	1	172	31	2.77	0.27	0.47	0.21	0.07	0.07	0.06	0.02	0.02
88	2191888127	43	Feeder 2	1	0	0	166	11	1.71	0.87	0.81	0.13	0.22	0.12	0.04	0.06	0.03
89	2106248504	44	Feeder 2	0	1	0	140	11	1.44	0.74	0.69	0.11	0.18	0.10	0.03	0.05	0.03
90	2191890113	44	Feeder 2	1	1	1	99	11	1.02	0.52	0.48	0.08	0.13	0.07	0.02	0.03	0.02
91	2109200405	45	Feeder 2	1	0	0	342	11	3.51	1.79	1.67	0.27	0.45	0.24	0.08	0.12	0.07
92	2106033001	46	Feeder 2	0	1	0	277	11	2.85	1.45	1.36	0.22	0.36	0.19	0.06	0.09	0.06
93	2191878237	48	Feeder 2	0	0	1	486	11	4.99	2.55	2.38	0.38	0.64	0.34	0.11	0.17	0.10
94	2191878326	49	Feeder 2	1	0	0	971	11	9.98	5.09	4.75	0.77	1.27	0.68	0.22	0.33	0.20
95	2191878423	49	Feeder 2	0	1	0	216	11	2.22	1.13	1.06	0.17	0.28	0.15	0.05	0.07	0.05
96	2102149404	49	Feeder 2	1	1	1	347	11	3.57	1.82	1.70	0.27	0.45	0.24	0.08	0.12	0.07
97	2113164205	49	Feeder 2	1	0	0	171	11	1.76	0.90	0.84	0.14	0.22	0.12	0.04	0.06	0.04
98	2106144806	51	Feeder 2	0	1	0	163	11	1.68	0.86	0.80	0.13	0.21	0.11	0.04	0.06	0.03
99	2107361509	51	Feeder 2	0	0	1	266	31	4.29	0.42	0.73	0.33	0.10	0.10	0.10	0.03	0.03
100	2193079919	51	Feeder 2	1	0	0	60	31	0.97	0.09	0.16	0.07	0.02	0.02	0.02	0.01	0.01
101	2112185403	51	Feeder 2	0	1	0	270	31	4.34	0.42	0.73	0.33	0.11	0.10	0.10	0.03	0.03
102	2193062218	51	Feeder 2	1	1	1	198	11	2.03	1.04	0.97	0.16	0.26	0.14	0.05	0.07	0.04
103	2105103405	52	Feeder 2	1	1	1	225	21	3.40	0.46	0.74	0.26	0.12	0.11	0.08	0.03	0.03
104	2192890710	52	Feeder 2	1	1	1	180	11	1.85	0.94	0.88	0.14	0.24	0.13	0.04	0.06	0.04
105	2108292403	52	Feeder 2	0	0	1	57	31	0.92	0.09	0.16	0.07	0.02	0.02	0.02	0.01	0.01
106	2104020905	52	Feeder 2	1	0	0	47	11	0.48	0.25	0.23	0.04	0.06	0.03	0.01	0.02	0.01
107	2191879322	52	Feeder 2	1	1	1	230	11	2.36	1.21	1.13	0.18	0.30	0.16	0.05	0.08	0.05
108	2108089500	53	Feeder 2	1	1	1	63	31	1.02	0.10	0.17	0.08	0.02	0.02	0.02	0.01	0.01
109	2192890613	53	Feeder 2	1	0	0	354	31	5.70	0.56	0.96	0.44	0.14	0.14	0.13	0.04	0.04
110	2191890318	54	Feeder 3	0	1	0	384	11	3.94	2.01	1.88	0.30	0.50	0.27	0.09	0.13	0.08
111	2192061811	54	Feeder 3	0	0	1	317	11	3.26	1.66	1.55	0.25	0.42	0.22	0.07	0.11	0.07
112	2191881432	56	Feeder 3	1	0	0	104	11	1.07	0.54	0.51	0.08	0.14	0.07	0.02	0.04	0.02
113	2191899218	56	Feeder 3	1	1	1	99	11	1.02	0.52	0.48	0.08	0.13	0.07	0.02	0.03	0.02
114	2191881513	56	Feeder 3	0	0	1	312	11	3.21	1.63	1.53	0.25	0.41	0.22	0.07	0.11	0.07
115	2106230001	57	Feeder 3	1	1	1	2894	31	46.63	4.54	7.89	3.59	1.13	1.13	1.04	0.30	0.34
116	2107058105	57	Feeder 3	1	1	1	128	11	1.32	0.67	0.63	0.10	0.17	0.09	0.03	0.04	0.03
117	2108061703	57	Feeder 3	0	0	1	1852	31	29.84	2.90	5.05	2.30	0.73	0.72	0.66	0.19	0.22
118	2191881734	57	Feeder 3	1	1	1	229	11	2.35	1.20	1.12	0.18	0.30	0.16	0.05	0.08	0.05
119	2192014813	57	Feeder 3	0	1	0	170	11	1.75	0.89	0.83	0.13	0.22	0.12	0.04	0.06	0.04
120	2194225714	57	Feeder 3	0	0	1	113	11	1.16	0.59	0.55	0.09	0.15	0.08	0.03	0.04	0.02
121	2193061610	57	Feeder 3	1	0	0	174	11	1.79	0.91	0.85	0.14	0.23	0.12	0.04	0.06	0.04
122	2191881653	57	Feeder 3	1	1	1	369	11	3.79	1.93	1.81	0.29	0.48	0.26	0.08	0.13	0.08
123	2102063208	58	Feeder 3	0	0	1	82	11	0.84	0.43	0.40	0.06	0.11	0.06	0.02	0.03	0.02
124	2113113007	58	Feeder 3	1	0	0	224	11	2.30	1.17	1.10	0.18	0.29	0.16	0.05	0.08	0.05
125	2192618611	58	Feeder 3	0	1	0	124	11	1.28	0.65	0.61	0.10	0.16	0.09	0.03	0.04	0.03
126	2105246508	58	Feeder 3	1	1	1	664	11	6.82	3.48	3.25	0.52	0.87	0.46	0.15	0.23	0.14
127	2104185106	59	Feeder 3	1	0	0	179	11	1.84	0.94	0.88	0.14	0.23	0.13	0.04	0.06	0.04
128	2191881823	59	Feeder 3	0	1	0	338	11	3.47	1.77	1.65	0.27	0.44	0.24	0.08	0.12	0.07
129	2191882137	59	Feeder 3	0	0	1	449	11	4.61	2.35	2.20	0.35	0.59	0.31	0.10	0.15	0.09
130	2109067403	59	Feeder 3	1	1	1	340	11	3.49	1.78	1.66	0.27	0.45	0.24	0.08	0.12	0.07
131	2192640315	59	Feeder 3	1	1	1	336	11	3.46	1.76	1.65	0.27	0.44	0.24	0.08	0.12	0.07
132	2191889018	61	Feeder 3	0	0	1	501	11	5.15	2.63	2.45	0.40	0.66	0.35	0.11	0.17	0.10
133	2191895212	61	Feeder 3	1	0	0	361	11	3.71	1.89	1.77	0.29	0.47	0.25	0.08	0.12	0.08
134	2192000413	62	Feeder 3	1	1	1	173	11	1.78	0.91	0.85	0.14	0.23	0.12	0.04	0.06	0.04
135	2191889212	63	Feeder 3	0	0	1	173	11	1.78	0.91	0.85	0.14	0.23	0.12	0.04	0.06	0.04
136	2191881335	63	Feeder 3	1	0	0	269	11	2.76	1.41	1.32	0.21	0.35	0.19	0.06	0.09	0.06
137	2102189201	63	Feeder 3	0	1	0	195	11	2.00	1.02	0.95	0.15	0.26	0.14	0.04	0.07	0.04
138	2192061714	63	Feeder 3	0	0	1	423	11	4.35	2.22	2.07	0.33	0.55	0.30	0.10	0.14	0.09
139	2198025302	63	Feeder 3	1	0	0	4	11	0.04	0.02	0.02	0.00	0.01	0.00	0.00	0.00	0.00
140	2100221108	64	Feeder 3	1	1	1	357	11	3.67	1.87	1.75	0.28	0.47	0.25	0.08	0.12	0.07
141	2194230610	64	Feeder 3	1	1	1	327	11	3.36	1.71	1.60	0.26	0.43	0.23	0.07	0.11	0.07
142	2191897312	64	Feeder 3	1	0	0	515	11	5.29	2.70	2.52	0.41	0.67	0.36	0.12	0.18	0.11
143	2193122911	64	Feeder 3	0	1	0	239	11	2.46	1.25	1.17	0.19	0.31	0.17	0.05	0.08	0.05
144	2192027818	65	Feeder 3	1	1	1	0	21	0.00	0.00	0.00	0.00	0.00	0.00	0.00	0.00	0.00
145	2102121607	66	Feeder 3	1	1	1	273	11	2.80	1.43	1.34	0.22	0.36	0.19	0.06	0.09	0.06
146	2191881246	66	Feeder 3	0	1	0	88	11	0.90	0.46	0.43	0.07	0.12	0.06	0.02	0.03	0.02
147	2192061110	67	Feeder 3	1	1	1	237	11	2.43	1.24	1.16	0.19	0.31	0.17	0.05	0.08	0.05
148	2193122210	67	Feeder 3	1	0	0	348	11	3.57	1.82	1.70	0.27	0.46	0.24	0.08	0.12	0.07
149	2191881130	67	Feeder 3	0	1	0	508	11	5.22	2.66	2.49	0.40	0.67	0.36	0.12	0.17	0.11
150	2192013612	67	Feeder 3	0	0	1	304	11	3.12	1.59	1.49	0.24	0.40	0.21	0.07	0.10	0.06
151	2192009216	67	Feeder 3	1	0	0	353	11	3.63	1.85	1.73	0.28	0.46	0.25	0.08	0.12	0.07
152	2192000219	68	Feeder 3	0	1	0	239	11	2.46	1.25	1.17	0.19	0.31	0.17	0.05	0.08	0.05
153	2191888518	68	Feeder 3	0	0	1	51	11	0.52	0.27	0.25	0.04	0.07	0.04	0.01	0.02	0.01
154	2112240900	68	Feeder 3	1	0	0	147	31	2.37	0.23	0.40	0.18	0.06	0.06	0.05	0.02	0.02
155	2112241001	68	Feeder 3	0	1	0	57	31	0.92	0.09	0.16	0.07	0.02	0.02	0.02	0.01	0.01
156	2194232419	68	Feeder 3	1	1	1	272	11	2.79	1.43	1.33	0.21	0.				


S/N	Acct Number	Pole No.	Feeder	Connected Phase			Energy Consumption (kWh)	Tariff Code	Energy Consumption (kWh/day)			Active Power Consumption (kW)			Reactive Power Consumption (kVar)		
				P 1	P 2	P 3			TOU 1	TOU 2	TOU 3	TOU 1	TOU 2	TOU 3	TOU 1	TOU 2	TOU 3
1	2192031319	30	Feeder2	0	1	0	237	11	2.98	1.52	1.42	0.23	0.38	0.20	0.07	0.10	0.05
2	2115042700	31	Feeder2	1	1	1	337	31	6.66	0.65	1.13	0.51	0.16	0.16	0.15	0.04	0.04
3	2192032420	31	Feeder2	0	1	0	32	31	0.62	0.06	0.11	0.05	0.02	0.02	0.01	0.00	0.00
4	2114216306	31	Feeder2	0	0	1	266	31	5.25	0.51	0.89	0.40	0.13	0.13	0.12	0.03	0.03
5	2192032315	33	Feeder1	1	1	1	3064	31	60.48	5.89	10.23	4.65	1.47	1.46	1.41	0.40	0.36
6	2192054513	33	Feeder1	1	0	0	453	31	8.94	0.87	1.51	0.69	0.22	0.22	0.21	0.06	0.05
7	2192032218	33	Feeder1	0	1	0	355	31	7.00	0.68	1.18	0.54	0.17	0.17	0.16	0.05	0.04
8	2192007310	33	Feeder1	0	0	1	53	31	1.05	0.10	0.18	0.08	0.03	0.03	0.02	0.01	0.01
9	2192032110	33	Feeder1	1	0	0	253	11	3.19	1.63	1.52	0.25	0.41	0.22	0.07	0.11	0.05
10	2192031912	34	Feeder1	1	0	0	679	11	8.54	4.36	4.07	0.66	1.09	0.58	0.20	0.30	0.14
11	2192064810	34	Feeder1	1	1	1	0	31	0.00	0.00	0.00	0.00	0.00	0.00	0.00	0.00	0.00
12	2100375407	34	Feeder1	1	1	1	2633	21	48.68	6.63	10.53	3.74	1.66	1.50	1.13	0.45	0.37
13	2113048906	34	Feeder1	1	0	0	104	11	1.30	0.66	0.62	0.10	0.17	0.09	0.03	0.05	0.02
14	2112094009	34	Feeder1	0	1	0	563	31	11.10	1.08	1.88	0.85	0.27	0.27	0.26	0.07	0.07
15	2193374112	35	Feeder1	1	0	0	219	31	4.32	0.42	0.73	0.33	0.11	0.10	0.10	0.03	0.03
16	2193374317	35	Feeder1	0	1	0	1554	31	30.68	2.99	5.19	2.36	0.75	0.74	0.71	0.20	0.18
17	2192032013	35	Feeder1	0	0	1	43	31	0.85	0.08	0.14	0.07	0.02	0.02	0.02	0.01	0.01
18	2194243712	35	Feeder1	1	1	1	5347	21	98.84	13.46	21.37	7.60	3.36	3.05	2.30	0.92	0.76
19	2192066317	35	Feeder1	0	0	1	73	31	1.44	0.14	0.24	0.11	0.04	0.03	0.03	0.01	0.01
20	2192066112	35	Feeder1	1	0	0	872	31	17.21	1.68	2.91	1.32	0.42	0.42	0.40	0.11	0.10
21	2192066015	35	Feeder1	0	1	0	516	31	10.19	0.99	1.72	0.78	0.25	0.25	0.24	0.07	0.06
22	2194268111	35	Feeder1	0	0	1	1760	31	34.74	3.38	5.88	2.67	0.85	0.84	0.81	0.23	0.21
23	2107286604	35	Feeder1	1	0	0	3805	31	75.11	7.31	12.70	5.78	1.83	1.81	1.75	0.50	0.45
24	2109157003	35	Feeder1	0	1	0	2211	31	43.65	4.25	7.38	3.36	1.06	1.05	1.01	0.29	0.26
25	2109057106	35	Feeder1	1	1	1	2869	31	56.64	5.51	9.58	4.36	1.38	1.37	1.32	0.38	0.34
26	2108167900	36	Feeder1	1	1	1	4082	21	75.46	10.27	16.32	5.80	2.57	2.33	1.75	0.70	0.58
27	2194244212	36	Feeder1	0	1	0	321	11	4.04	2.06	1.92	0.31	0.52	0.27	0.09	0.14	0.07
28	2104021308	36	Feeder1	0	0	1	92	11	1.16	0.59	0.55	0.09	0.15	0.08	0.03	0.04	0.02
29	2101118807	36	Feeder1	1	1	1	431	21	7.96	1.08	1.72	0.61	0.27	0.25	0.19	0.07	0.06
30	2107163006	36	Feeder1	0	1	0	178	31	3.51	0.34	0.59	0.27	0.09	0.08	0.08	0.02	0.02
31	2113100002	36	Feeder1	0	0	1	0	31	0.00	0.00	0.00	0.00	0.00	0.00	0.00	0.00	0.00
32	2102120805	37	Feeder1	1	0	0	231	11	2.91	1.48	1.38	0.22	0.37	0.20	0.07	0.10	0.05
33	2112111604	37	Feeder1	0	1	0	162	11	2.04	1.04	0.97	0.16	0.26	0.14	0.05	0.07	0.03
34	2193374015	37	Feeder1	1	1	1	2134	21	39.45	5.37	8.53	3.03	1.34	1.22	0.92	0.37	0.30
35	2193373213	37	Feeder1	0	1	0	289	11	3.64	1.86	1.73	0.28	0.46	0.25	0.08	0.13	0.06
36	2106315902	38	Feeder1	1	0	0	0	31	0.00	0.00	0.00	0.00	0.00	0.00	0.00	0.00	0.00
37	2107001103	38	Feeder1	1	1	1	3270	21	60.45	8.23	13.07	4.65	2.06	1.87	1.41	0.56	0.46
38	2104024706	38	Feeder1	1	1	1	4717	31	93.11	9.06	15.75	7.16	2.27	2.25	2.16	0.62	0.56
39	2106315805	38	Feeder1	1	0	0	7	11	0.09	0.04	0.04	0.01	0.01	0.01	0.00	0.00	0.00
40	2111260606	38	Feeder1	0	1	0	38	11	0.48	0.24	0.23	0.04	0.06	0.03	0.01	0.02	0.01
41	2198149206	38	Feeder1	0	0	1	94	11	1.18	0.60	0.56	0.09	0.15	0.08	0.03	0.04	0.02
42	2198149303	38	Feeder1	1	0	0	160	11	2.01	1.03	0.96	0.15	0.26	0.14	0.05	0.07	0.03
43	2111121800	39	Feeder1	1	1	1	163	31	3.21	0.31	0.54	0.25	0.08	0.08	0.07	0.02	0.02
44	2104325803	39	Feeder1	1	1	1	476	21	8.80	1.20	1.90	0.68	0.30	0.27	0.20	0.08	0.07
45	2192030827	40	Feeder1	0	0	1	367	11	4.62	2.36	2.20	0.36	0.59	0.31	0.11	0.16	0.08
46	2104309808	40	Feeder1	1	0	0	185	11	2.33	1.19	1.11	0.18	0.30	0.16	0.05	0.08	0.04
47	2192031416	40	Feeder1	1	0	0	100	31	1.97	0.19	0.33	0.15	0.05	0.05	0.05	0.01	0.01
48	2192031513	40	Feeder1	0	1	0	519	31	10.24	1.00	1.73	0.79	0.25	0.25	0.24	0.07	0.06
49	2109046007	40	Feeder1	0	0	1	9	31	0.18	0.02	0.03	0.01	0.00	0.00	0.00	0.00	0.00
50	2193366918	40	Feeder1	1	0	0	0	11	0.00	0.00	0.00	0.00	0.00	0.00	0.00	0.00	0.00
51	2194255818	40	Feeder1	0	0	1	140	21	2.59	0.35	0.56	0.20	0.09	0.08	0.06	0.02	0.02
52	2194255915	40	Feeder1	1	1	1	17	31	0.34	0.03	0.06	0.03	0.01	0.01	0.01	0.00	0.00
53	2194242414	40	Feeder1	0	1	0	79	31	1.56	0.15	0.26	0.12	0.04	0.04	0.04	0.01	0.01
54	2194238719	40	Feeder1	0	0	1	395	31	7.80	0.76	1.32	0.60	0.19	0.19	0.18	0.05	0.05
55	2193240418	40	Feeder1	1	0	0	188	31	3.71	0.36	0.63	0.29	0.09	0.09	0.09	0.02	0.02
56	2196015717	41	Feeder1	0	1	0	205	31	4.05	0.39	0.68	0.31	0.10	0.10	0.09	0.03	0.02
57	2196016217	41	Feeder1	0	0	1	63	11	0.79	0.40	0.38	0.06	0.10	0.05	0.02	0.03	0.01
58	2193239010	41	Feeder1	1	1	1	400	11	5.03	2.57	2.40	0.39	0.64	0.34	0.12	0.18	0.09
59	2193480516	41	Feeder1	1	1	1	69	11	0.87	0.45	0.42	0.07	0.11	0.06	0.02	0.03	0.01
60	2104310105	41	Feeder1	0	0	1	236	11	2.97	1.51	1.41	0.23	0.38	0.20	0.07	0.10	0.05
61	2192015917	41	Feeder1	1	0	0	354	11	4.46	2.27	2.12	0.34	0.57	0.30	0.10	0.16	0.08
62	2193372918	42	Feeder1	1	1	1	4369	31	86.24	8.39	14.59	6.63	2.10	2.08	2.01	0.57	0.52
63	2111261300	43	Feeder2	0	0	1	96	31	1.90	0.18	0.32	0.15	0.05	0.05	0.04	0.01	0.01
64	2103001303	43	Feeder2	1	0	0	0	31	0.00	0.00	0.00	0.00	0.00	0.00	0.00	0.00	0.00
65	2194226613	43	Feeder2	0	1	0	5	31	0.10	0.01	0.02	0.01	0.00	0.00	0.00	0.00	0.00
66	2192021917	43	Feeder2	0	0	1	21	31	0.41	0.04	0.07	0.03	0.01	0.01	0.01	0.00	0.00
67	2192053010	43	Feeder2	1	0	0	488	31	9.63	0.94	1.63	0.74	0.23	0.23	0.22	0.06	0.06
68	2193372810	43	Feeder2	0	1	0	5	31	0.10	0.01	0.02	0.01	0.00	0.00	0.00	0.00	0.00
69	2192023510	43	Feeder2	0	0	1	239	11	3.01	1.53	1.43	0.23	0.38	0.20	0.07	0.10	0.05
70	2104168902	43	Feeder2	1	0	0	79	11	0.99	0.51	0.47	0.08	0.13	0.07	0.02	0.03	0.02
71	2109091002	43	Feeder2	0	0	1	65	11	0.82	0.42	0.39	0.06	0.10	0.06	0.02	0.03	0.01
72	2192057911	43	Feeder2	1	0	0	142	11	1.79	0.91	0.85	0.14	0.23	0.12	0.04	0.06	0.03
73	2100054902	43	Feeder2	0	1	0	59	11	0.74	0.38	0.35	0.06	0.09	0.05	0.02	0.03	0.01
74	2102191303	43	Feeder2	0	0	1	244	11	3.07	1.57	1.46	0.24	0.39	0.21	0.07	0.11	0.05
75	2100298704	43	Feeder2	0	0	1	155	11	1.95	0.99	0.93	0.15	0.25	0.13	0.05	0.07	0.03
76	2192048815	43	Feeder2	1	0	0	216	11	2.72	1.39	1.29	0.21	0.35	0.18	0.06	0.09	0.05
77	2194266119	43	Feeder2	0	1</												

S/N	Acct Number	Pole No.	Feeder	Connected Phase			Energy Consumption (kWh)	Tariff Code	Energy Consumption (kWh/day)			Active Power Consumption (kW)			Reactive Power Consumption (kVar)		
				P 1	P 2	P 3			TOU 1	TOU 2	TOU 3	TOU 1	TOU 2	TOU 3	TOU 1	TOU 2	TOU 3
81	2194257217	45	Feeder2	0	0	1	140	31	2.76	0.27	0.47	0.21	0.07	0.07	0.06	0.02	0.02
82	2192032714	45	Feeder2	1	0	0	824	31	16.27	1.58	2.75	1.25	0.40	0.39	0.38	0.11	0.10
83	2114055701	45	Feeder2	0	1	0	353	31	6.96	0.68	1.18	0.54	0.17	0.17	0.16	0.05	0.04
84	2114055809	45	Feeder2	0	0	1	75	31	1.48	0.14	0.25	0.11	0.04	0.04	0.03	0.01	0.01
85	2192015615	45	Feeder2	1	0	0	911	31	17.98	1.75	3.04	1.38	0.44	0.43	0.42	0.12	0.11
86	2105147402	45	Feeder2	0	1	0	1	31	0.02	0.00	0.00	0.00	0.00	0.00	0.00	0.00	0.00
87	2194257314	46	Feeder2	1	0	0	76	31	1.50	0.15	0.25	0.12	0.04	0.04	0.03	0.01	0.01
88	2194229612	47	Feeder2	0	1	0	214	11	2.69	1.37	1.28	0.21	0.34	0.18	0.06	0.09	0.05
89	2192033214	47	Feeder2	0	0	1	134	11	1.69	0.86	0.80	0.13	0.22	0.11	0.04	0.06	0.03
90	2108240209	47	Feeder2	1	0	0	150	11	1.89	0.96	0.90	0.15	0.24	0.13	0.04	0.07	0.03
91	2104102707	47	Feeder2	0	1	0	108	11	1.36	0.69	0.65	0.10	0.17	0.09	0.03	0.05	0.02
92	2108218203	47	Feeder2	0	0	1	94	11	1.18	0.60	0.56	0.09	0.15	0.08	0.03	0.04	0.02
93	2192015712	47	Feeder2	0	1	0	152	11	1.91	0.98	0.91	0.15	0.24	0.13	0.04	0.07	0.03
94	2110166800	48	Feeder2	1	0	0	21	11	0.26	0.13	0.13	0.02	0.03	0.02	0.01	0.01	0.00
95	2192048513	48	Feeder2	0	1	0	156	11	1.96	1.00	0.94	0.15	0.25	0.13	0.05	0.07	0.03
96	2193370214	48	Feeder2	0	0	1	126	11	1.59	0.81	0.76	0.12	0.20	0.11	0.04	0.06	0.03
97	2106017006	48	Feeder2	1	0	0	125	11	1.57	0.80	0.75	0.12	0.20	0.11	0.04	0.05	0.03
98	2192033117	48	Feeder2	0	1	0	0	11	0.00	0.00	0.00	0.00	0.00	0.00	0.00	0.00	0.00
99	2193371016	48	Feeder2	0	0	1	155	11	1.95	0.99	0.93	0.15	0.25	0.13	0.05	0.07	0.03
100	2192032919	48	Feeder2	1	0	0	153	11	1.93	0.98	0.92	0.15	0.25	0.13	0.04	0.07	0.03
101	2192032811	48	Feeder2	1	0	0	237	11	2.98	1.52	1.42	0.23	0.38	0.20	0.07	0.10	0.05
102	2192048610	49	Feeder2	0	1	0	138	11	1.74	0.89	0.83	0.13	0.22	0.12	0.04	0.06	0.03
103	2107353506	49	Feeder2	0	0	1	88	11	1.11	0.56	0.53	0.09	0.14	0.08	0.03	0.04	0.02
104	2113215608	49	Feeder2	1	0	0	71	11	0.89	0.46	0.43	0.07	0.11	0.06	0.02	0.03	0.02
105	2193562210	49	Feeder2	0	1	0	67	11	0.84	0.43	0.40	0.06	0.11	0.06	0.02	0.03	0.01
106	2192066619	49	Feeder2	0	0	1	108	11	1.36	0.69	0.65	0.10	0.17	0.09	0.03	0.05	0.02
107	2112241702	49	Feeder2	1	0	0	142	11	1.79	0.91	0.85	0.14	0.23	0.12	0.04	0.06	0.03
108	2192049013	49	Feeder2	0	1	0	134	11	1.69	0.86	0.80	0.13	0.22	0.11	0.04	0.06	0.03
109	2192033311	50	Feeder2	0	1	0	8	31	0.15	0.01	0.03	0.01	0.00	0.00	0.00	0.00	0.00
110	2113030608	50	Feeder2	0	0	1	1298	31	25.62	2.49	4.33	1.97	0.62	0.62	0.60	0.17	0.15
111	2192048718	50	Feeder2	0	1	0	109	11	1.37	0.70	0.65	0.11	0.17	0.09	0.03	0.05	0.02
112	2193370311	50	Feeder2	0	0	1	30	11	0.38	0.19	0.18	0.03	0.05	0.03	0.01	0.01	0.01
113	2192033516	51	Feeder2	0	1	0	198	11	2.49	1.27	1.19	0.19	0.32	0.17	0.06	0.09	0.04
114	2192033419	51	Feeder2	0	0	1	166	11	2.09	1.06	0.99	0.16	0.27	0.14	0.05	0.07	0.04
115	2192033613	51	Feeder2	1	0	0	112	11	1.41	0.72	0.67	0.11	0.18	0.10	0.03	0.05	0.02
116	2107122407	52	Feeder2	0	1	0	33	31	0.65	0.06	0.11	0.05	0.02	0.02	0.02	0.00	0.00
117	2106313802	52	Feeder2	0	0	1	113	11	1.42	0.72	0.68	0.11	0.18	0.10	0.03	0.05	0.02
118	2113145804	52	Feeder2	0	1	0	99	31	1.96	0.19	0.33	0.15	0.05	0.05	0.05	0.01	0.01
119	2102122409	52	Feeder2	0	0	1	442	31	8.73	0.85	1.48	0.67	0.21	0.21	0.20	0.06	0.05
120	2192033710	52	Feeder2	1	1	1	77	11	0.97	0.49	0.46	0.07	0.12	0.07	0.02	0.03	0.02
121	2192033818	53	Feeder2	0	0	1	81	11	1.02	0.52	0.49	0.08	0.13	0.07	0.02	0.04	0.02
122	2192021615	53	Feeder2	1	1	1	0	31	0.00	0.00	0.00	0.00	0.00	0.00	0.00	0.00	0.00
123	2193369712	53	Feeder2	1	0	0	75	11	0.94	0.48	0.45	0.07	0.12	0.06	0.02	0.03	0.02
124	2113030500	53	Feeder2	1	0	0	5	31	0.11	0.01	0.02	0.01	0.00	0.00	0.00	0.00	0.00
125	2106016905	32A	Feeder1	1	0	0	188	31	3.71	0.36	0.63	0.29	0.09	0.09	0.09	0.02	0.02
126	2106016700	32A	Feeder1	0	1	0	17	31	0.34	0.03	0.06	0.03	0.01	0.01	0.01	0.00	0.00
127	2106016808	32A	Feeder1	0	0	1	51	31	1.01	0.10	0.17	0.08	0.02	0.02	0.02	0.01	0.01
128	2105206506	32B	Feeder1	1	0	0	83	11	1.04	0.53	0.50	0.08	0.13	0.07	0.02	0.04	0.02
129	2199111008	32B	Feeder1	0	1	0	95	11	1.20	0.61	0.57	0.09	0.15	0.08	0.03	0.04	0.02
130	2100321706	32B	Feeder1	0	0	1	153	31	3.02	0.29	0.51	0.23	0.07	0.07	0.07	0.02	0.02
131	2198073900	32B	Feeder1	1	0	0	280	31	5.53	0.54	0.93	0.43	0.13	0.13	0.13	0.04	0.03
132	2111018805	32B	Feeder1	0	1	0	27	31	0.53	0.05	0.09	0.04	0.01	0.01	0.01	0.00	0.00
133	2112155504	34A	Feeder1	0	0	1	222	11	2.79	1.42	1.33	0.21	0.36	0.19	0.06	0.10	0.05
134	2114028208	34B	Feeder1	0	1	0	222	11	2.79	1.42	1.33	0.21	0.36	0.19	0.06	0.10	0.05
135	2192095619	34B	Feeder1	0	1	0	299	11	3.76	1.92	1.79	0.29	0.48	0.26	0.09	0.13	0.06
136	2192095813	34B	Feeder1	0	1	0	227	11	2.86	1.46	1.36	0.22	0.36	0.19	0.07	0.10	0.05
137	2192095511	34C	Feeder1	0	0	1	190	11	2.39	1.22	1.14	0.18	0.30	0.16	0.06	0.08	0.04
138	2192095716	34C	Feeder1	1	0	0	123	11	1.54	0.79	0.74	0.12	0.20	0.11	0.04	0.05	0.03
139	2101097001	34C	Feeder1	0	1	0	98	11	1.23	0.63	0.59	0.09	0.16	0.08	0.03	0.04	0.02
140	2192069014	34C	Feeder1	0	0	1	133	11	1.67	0.85	0.80	0.13	0.21	0.11	0.04	0.06	0.03
141	2100224506	34C	Feeder1	1	0	0	97	11	1.22	0.62	0.58	0.09	0.16	0.08	0.03	0.04	0.02
142	2199140407	39A	Feeder1	0	0	1	43	31	0.84	0.08	0.14	0.06	0.02	0.02	0.02	0.01	0.01
143	2192031823	39A	Feeder1	1	0	0	211	11	2.65	1.35	1.26	0.20	0.34	0.18	0.06	0.09	0.04
144	2192067011	39A	Feeder1	0	1	0	52	31	1.03	0.10	0.17	0.08	0.02	0.02	0.02	0.01	0.01
145	2192023715	39A	Feeder1	0	0	1	3	31	0.05	0.00	0.01	0.00	0.00	0.00	0.00	0.00	0.00
146	2103042107	39A	Feeder1	1	0	0	61	11	0.77	0.39	0.37	0.06	0.10	0.05	0.02	0.03	0.01
147	2199223701	39A	Feeder1	0	1	0	82	11	1.03	0.53	0.49	0.08	0.13	0.07	0.02	0.04	0.02
148	2192031025	40A	Feeder1	0	1	0	139	11	1.74	0.89	0.83	0.13	0.22	0.12	0.04	0.06	0.03
149	2100272101	40A	Feeder1	0	0	1	145	11	1.82	0.93	0.87	0.14	0.23	0.12	0.04	0.06	0.03
150	2192030916	40A	Feeder1	1	0	0	67	11	0.84	0.43	0.40	0.06	0.11	0.06	0.02	0.03	0.01
151	2193371512	40A	Feeder1	0	1	0	245	11	3.08	1.57	1.47	0.24	0.39	0.21	0.07	0.11	0.05
152	2106305109	40A	Feeder1	0	0	1	91	11	1.14	0.58	0.54	0.09	0.15	0.08	0.03	0.04	0.02
153	2192031114	40A	Feeder1	1	0	0	73	11	0.92	0.47	0.44	0.07	0.12	0.06	0.02	0.03	0.02
154	2104185009	40A	Feeder1	0	1	0	70	31	1.39	0.14	0.23	0.11	0.03	0.03	0.03	0.01	0.01
155	2192016514	40A	Feeder1	0	0	1	61	11	0.77	0.39	0.37	0.06	0.10	0.05	0.02	0.03	0.01
156	2192030711	40A	Feeder1	1	0	0	140	11	1.76	0.90	0.84	0.14	0.22	0.12	0.04	0.06	0.03




RK 037

DISTRIBUTION SUBSTATION HILL CREST GARDEN.	
10m, 20m,	CONDUCTOR LENGTH
⑤, ④, ③	NO OF SERVICES.
1, 2, 3, 4,	POLE NOS.
*	STREET LAMPS.



RR 075

DISTRIBUTION SUBSTATION MANTARI MULLA,	
20m, 30m	CONDUCTOR LENGTH
③ ⑤ ⑩	NO OF SERVICES.
1, 2, 3, 4,	POLE NOS
*	STREET LAMPS.

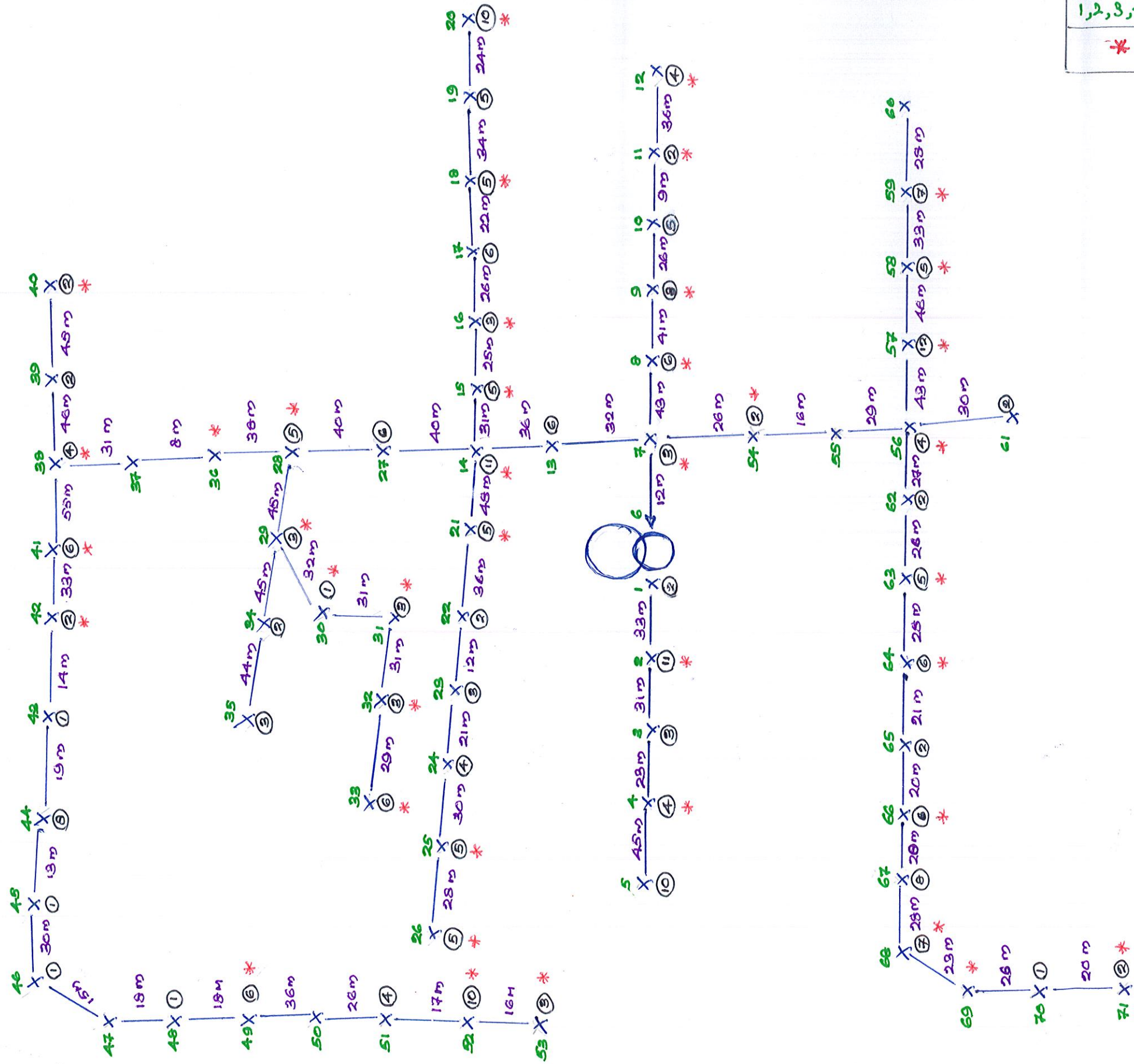



RR 294

DISTRIBUTION SUBSTATION EKAMUTHUMAWATHA.	
20m, 10m,	CONDUCTOR LENGTH
(3) (4) (10)	NO OF SERVICES
1, 2, 3, 4,	POLE NOS
*	STREET LAMPS

DISTRIBUTION SUBSTATION BORUPANA 4 TH LANE	
10M, 20M, 50M.....	CONDUCTOR LENGTH
③, ⑤, ⑩.....	NO OF SERVICES
1, 2, 3, 4.....	POLE NOS
*	STREET LAMPS.

RR 227





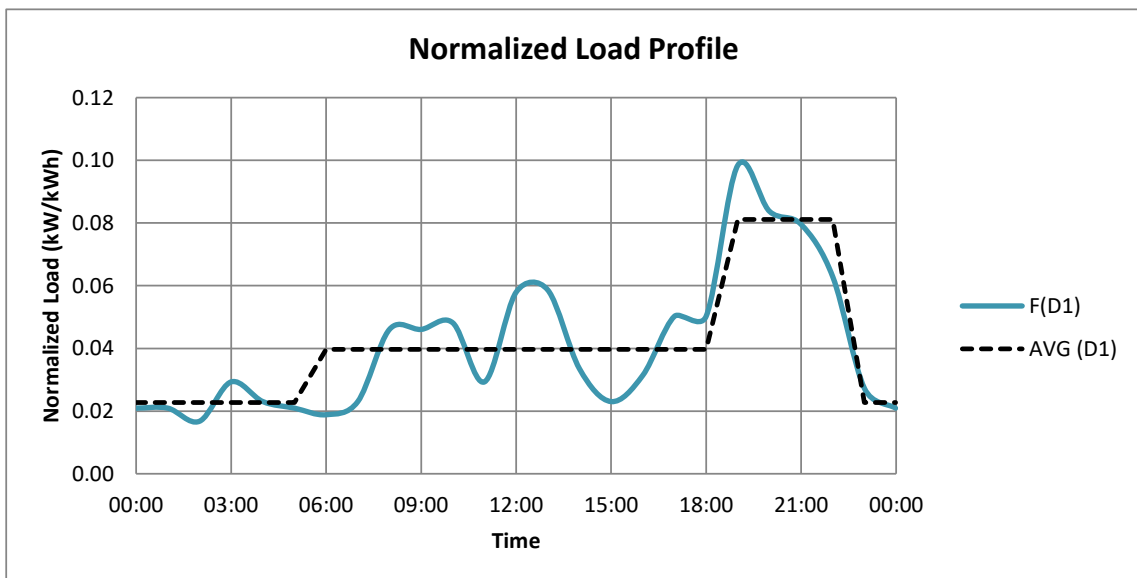
RR 110

DISTRIBUTION SUBSTATION BACKERY JUNCTION	
20M, 10M 30M.....	CONDUCTOR LENGTH.
⑤, ②, ①.....	NO OF SERVICES
④, ②, ③, ④.....	POLE NO
*	STREET LAMP.

Account No. 2190112915
 Address 1/17,
 Nivanthidiya,
 Piliyandala.
 Tariff Category Domestic

	Time interval	f(D1)	F(D1)	AVG (D1)
TOU 3	23.30 - 00.30	0.0429	0.0209	0.0227
TOU 3	00.30 - 01.30	0.0429	0.0209	0.0227
TOU 3	01.30 - 02.30	0.0343	0.0167	0.0227
TOU 3	02.30 - 03.30	0.0600	0.0293	0.0227
TOU 3	03.30 - 04.30	0.0471	0.0230	0.0227
TOU 3	04.30 - 05.30	0.0429	0.0209	0.0227
TOU 1	05.30 - 06.30	0.0386	0.0188	0.0397
TOU 1	06.30 - 07.30	0.0471	0.0230	0.0397
TOU 1	07.30 - 08.30	0.0943	0.0461	0.0397
TOU 1	08.30 - 09.30	0.0943	0.0461	0.0397
TOU 1	09.30 - 10.30	0.0986	0.0482	0.0397
TOU 1	10.30 - 11.30	0.0600	0.0293	0.0397
TOU 1	11.30 - 12.30	0.1186	0.0579	0.0397
TOU 1	12.30 - 13.30	0.1200	0.0586	0.0397
TOU 1	13.30 - 14.30	0.0686	0.0335	0.0397
TOU 1	14.30 - 15.30	0.0471	0.0230	0.0397
TOU 1	15.30 - 16.30	0.0643	0.0314	0.0397
TOU 1	16.30 - 17.30	0.1029	0.0502	0.0397
TOU 1	17.30 - 18.30	0.1029	0.0502	0.0397
TOU 2	18.30 - 19.30	0.2014	0.0984	0.0811
TOU 2	19.30 - 20.30	0.1714	0.0837	0.0811
TOU 2	20.30 - 21.30	0.1629	0.0796	0.0811
TOU 2	21.30 - 22.30	0.1286	0.0628	0.0811
TOU 3	22.30 - 23.30	0.0557	0.0272	0.0227

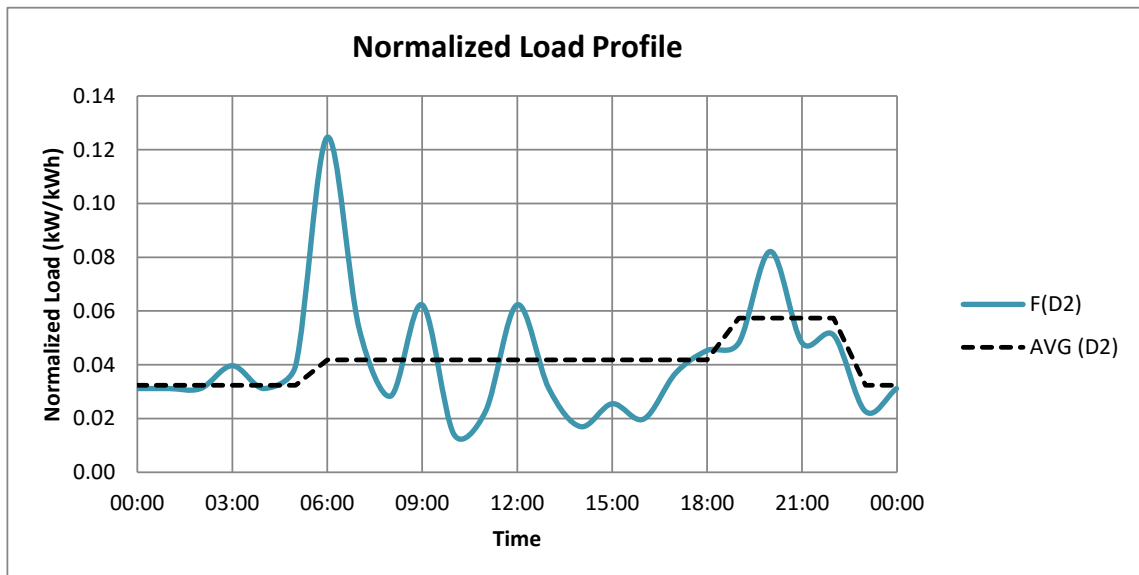
f(D1) Load Profile of the consumer
F(D1) Normalized Load Profile of the consumer
AVG (D1) TOU wise Average Normalized Load Profile of the consumer



Account No. 2104320909
 Address 17/A/3,
 Niwanthidiya,
 Piliyandala.
 Tariff Category Domestic

	Time interval	f(D2)	F(D2)	AVG (D2)
TOU 3	23.30 - 00.30	0.0471	0.0312	0.0324
TOU 3	00.30 - 01.30	0.0471	0.0312	0.0324
TOU 3	01.30 - 02.30	0.0471	0.0312	0.0324
TOU 3	02.30 - 03.30	0.0600	0.0397	0.0324
TOU 3	03.30 - 04.30	0.0471	0.0312	0.0324
TOU 3	04.30 - 05.30	0.0600	0.0397	0.0324
TOU 1	05.30 - 06.30	0.1886	0.1246	0.0418
TOU 1	06.30 - 07.30	0.0814	0.0538	0.0418
TOU 1	07.30 - 08.30	0.0429	0.0283	0.0418
TOU 1	08.30 - 09.30	0.0943	0.0623	0.0418
TOU 1	09.30 - 10.30	0.0214	0.0142	0.0418
TOU 1	10.30 - 11.30	0.0343	0.0227	0.0418
TOU 1	11.30 - 12.30	0.0943	0.0623	0.0418
TOU 1	12.30 - 13.30	0.0471	0.0312	0.0418
TOU 1	13.30 - 14.30	0.0257	0.0170	0.0418
TOU 1	14.30 - 15.30	0.0386	0.0255	0.0418
TOU 1	15.30 - 16.30	0.0300	0.0198	0.0418
TOU 1	16.30 - 17.30	0.0557	0.0368	0.0418
TOU 1	17.30 - 18.30	0.0686	0.0453	0.0418
TOU 2	18.30 - 19.30	0.0729	0.0482	0.0574
TOU 2	19.30 - 20.30	0.1243	0.0822	0.0574
TOU 2	20.30 - 21.30	0.0729	0.0482	0.0574
TOU 2	21.30 - 22.30	0.0771	0.0510	0.0574
TOU 3	22.30 - 23.30	0.0343	0.0227	0.0324

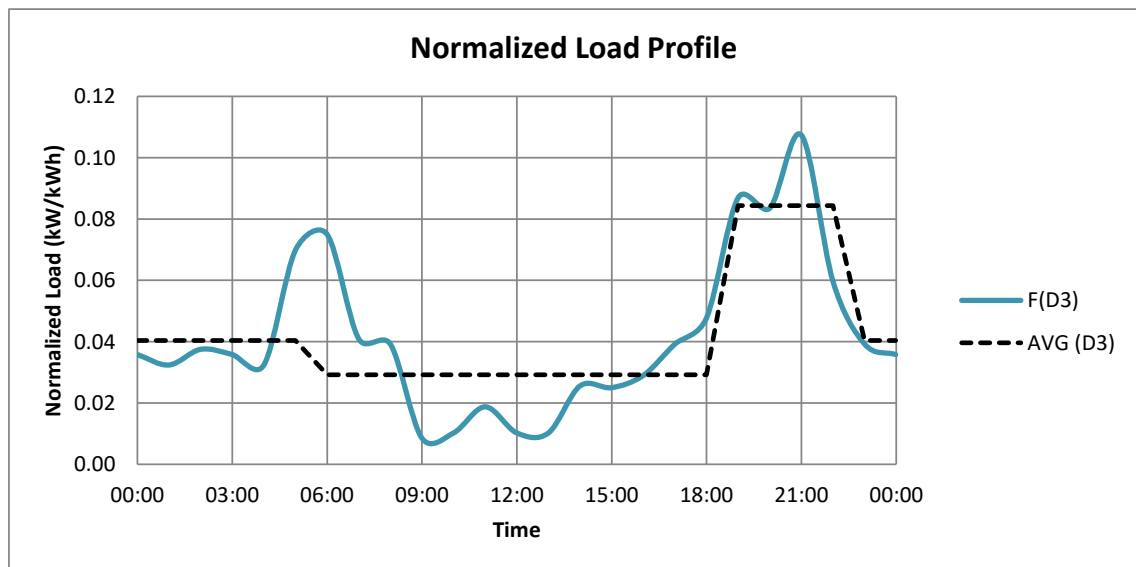
f(D2) Load Profile of the consumer
F(D2) Normalized Load Profile of the consumer
AVG (D2) TOU wise Average Normalized Load Profile of the consumer



Account No. **2110139900**
 Address 94/11/1,
 Artigala Mw,
 Kolamunna, Piliyandala.
 Tariff Category **Domestic**

	Time interval	f(D3)	F(D3)	AVG (D3)
TOU 3	23.30 - 00.30	0.0900	0.0358	0.0404
TOU 3	00.30 - 01.30	0.0814	0.0324	0.0404
TOU 3	01.30 - 02.30	0.0943	0.0375	0.0404
TOU 3	02.30 - 03.30	0.0900	0.0358	0.0404
TOU 3	03.30 - 04.30	0.0814	0.0324	0.0404
TOU 3	04.30 - 05.30	0.1757	0.0699	0.0404
TOU 1	05.30 - 06.30	0.1886	0.0750	0.0292
TOU 1	06.30 - 07.30	0.1029	0.0409	0.0292
TOU 1	07.30 - 08.30	0.0986	0.0392	0.0292
TOU 1	08.30 - 09.30	0.0214	0.0085	0.0292
TOU 1	09.30 - 10.30	0.0257	0.0102	0.0292
TOU 1	10.30 - 11.30	0.0471	0.0188	0.0292
TOU 1	11.30 - 12.30	0.0257	0.0102	0.0292
TOU 1	12.30 - 13.30	0.0257	0.0102	0.0292
TOU 1	13.30 - 14.30	0.0643	0.0256	0.0292
TOU 1	14.30 - 15.30	0.0629	0.0250	0.0292
TOU 1	15.30 - 16.30	0.0729	0.0290	0.0292
TOU 1	16.30 - 17.30	0.0986	0.0392	0.0292
TOU 1	17.30 - 18.30	0.1200	0.0477	0.0292
TOU 2	18.30 - 19.30	0.2186	0.0869	0.0844
TOU 2	19.30 - 20.30	0.2100	0.0835	0.0844
TOU 2	20.30 - 21.30	0.2700	0.1074	0.0844
TOU 2	21.30 - 22.30	0.1500	0.0597	0.0844
TOU 3	22.30 - 23.30	0.0986	0.0392	0.0404

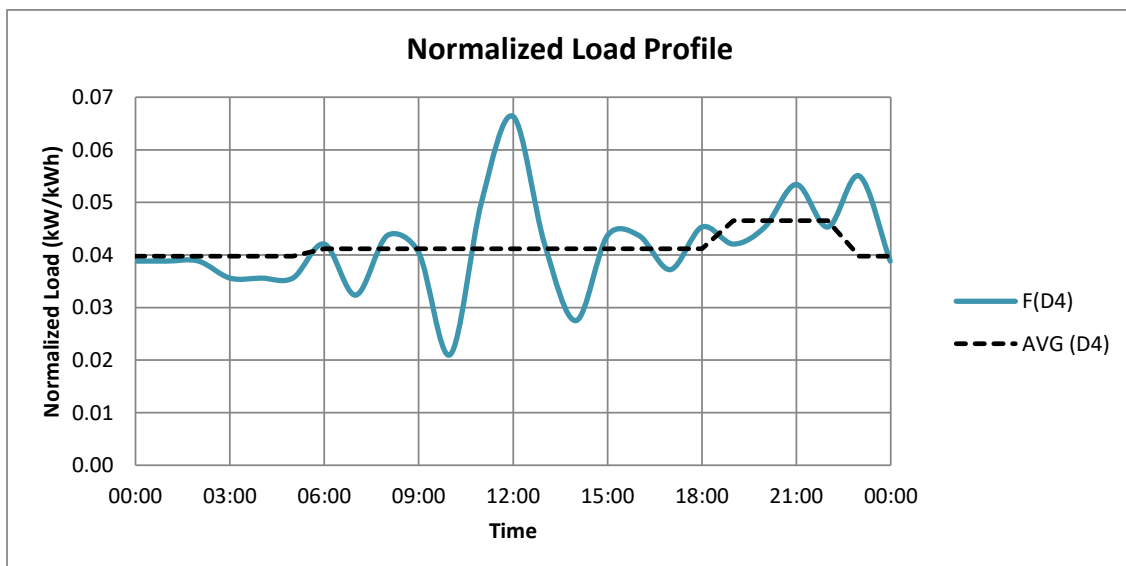
f(D3) Load Profile of the consumer
F(D3) Normalized Load Profile of the consumer
AVG (D3) TOU wise Average Normalized Load Profile of the consumer



Account No. 2190714710
 Address 101,
 Artigala Mawatha,
 Kolamunna, Piliyandala.
 Tariff Category Domestic

	Time interval	f(D4)	F(D4)	AVG (D4)
TOU 3	23.30 - 00.30	0.1029	0.0388	0.0398
TOU 3	00.30 - 01.30	0.1029	0.0388	0.0398
TOU 3	01.30 - 02.30	0.1029	0.0388	0.0398
TOU 3	02.30 - 03.30	0.0943	0.0356	0.0398
TOU 3	03.30 - 04.30	0.0943	0.0356	0.0398
TOU 3	04.30 - 05.30	0.0943	0.0356	0.0398
TOU 1	05.30 - 06.30	0.1114	0.0421	0.0412
TOU 1	06.30 - 07.30	0.0857	0.0324	0.0412
TOU 1	07.30 - 08.30	0.1157	0.0437	0.0412
TOU 1	08.30 - 09.30	0.1071	0.0405	0.0412
TOU 1	09.30 - 10.30	0.0557	0.0210	0.0412
TOU 1	10.30 - 11.30	0.1329	0.0502	0.0412
TOU 1	11.30 - 12.30	0.1757	0.0663	0.0412
TOU 1	12.30 - 13.30	0.1114	0.0421	0.0412
TOU 1	13.30 - 14.30	0.0729	0.0275	0.0412
TOU 1	14.30 - 15.30	0.1157	0.0437	0.0412
TOU 1	15.30 - 16.30	0.1157	0.0437	0.0412
TOU 1	16.30 - 17.30	0.0986	0.0372	0.0412
TOU 1	17.30 - 18.30	0.1200	0.0453	0.0412
TOU 2	18.30 - 19.30	0.1114	0.0421	0.0465
TOU 2	19.30 - 20.30	0.1200	0.0453	0.0465
TOU 2	20.30 - 21.30	0.1414	0.0534	0.0465
TOU 2	21.30 - 22.30	0.1200	0.0453	0.0465
TOU 3	22.30 - 23.30	0.1457	0.0550	0.0398

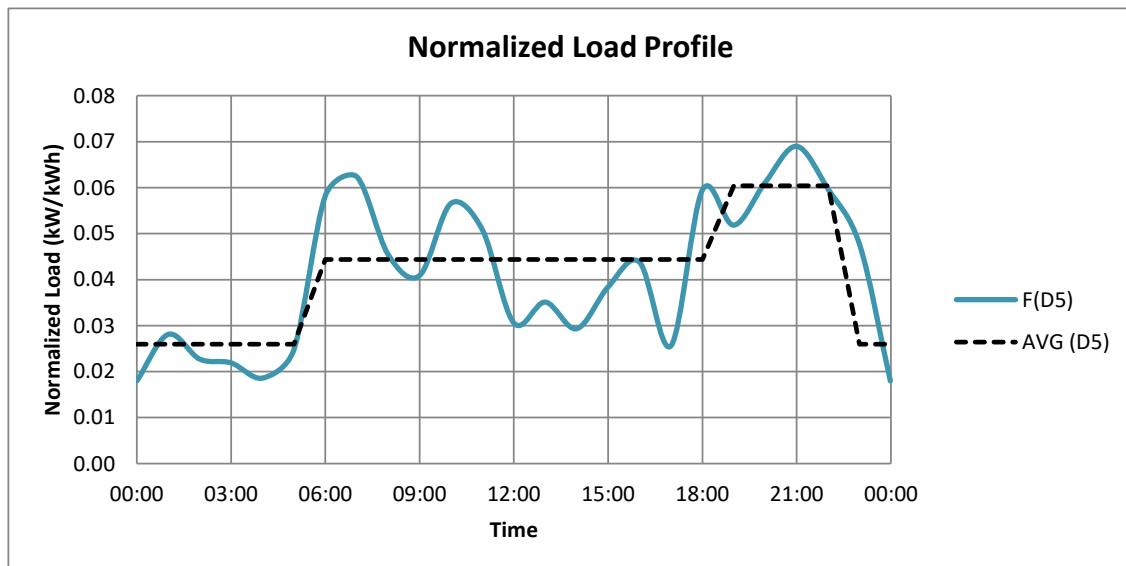
f(D4) Load Profile of the consumer
F(D4) NormalizedLoad Profile of the consumer
AVG (D4) TOU wise Average Normalized Load Profile of the consumer



Account No. **21000015001**
 Address No:17/A, School Lane,
 Niwantidiya,
 Piliyandala.
 Tariff Category **Domestic**

	Time interval	f(D5)	F(D5)	AVG (D5)
TOU 3	23.30 - 00.30	0.0621	0.0180	0.0260
TOU 3	00.30 - 01.30	0.0971	0.0281	0.0260
TOU 3	01.30 - 02.30	0.0786	0.0227	0.0260
TOU 3	02.30 - 03.30	0.0757	0.0219	0.0260
TOU 3	03.30 - 04.30	0.0643	0.0186	0.0260
TOU 3	04.30 - 05.30	0.0857	0.0248	0.0260
TOU 1	05.30 - 06.30	0.2014	0.0582	0.0444
TOU 1	06.30 - 07.30	0.2157	0.0624	0.0444
TOU 1	07.30 - 08.30	0.1571	0.0454	0.0444
TOU 1	08.30 - 09.30	0.1414	0.0409	0.0444
TOU 1	09.30 - 10.30	0.1957	0.0566	0.0444
TOU 1	10.30 - 11.30	0.1757	0.0508	0.0444
TOU 1	11.30 - 12.30	0.1057	0.0306	0.0444
TOU 1	12.30 - 13.30	0.1214	0.0351	0.0444
TOU 1	13.30 - 14.30	0.1014	0.0293	0.0444
TOU 1	14.30 - 15.30	0.1329	0.0384	0.0444
TOU 1	15.30 - 16.30	0.1514	0.0438	0.0444
TOU 1	16.30 - 17.30	0.0886	0.0256	0.0444
TOU 1	17.30 - 18.30	0.2057	0.0595	0.0444
TOU 2	18.30 - 19.30	0.1793	0.0518	0.0604
TOU 2	19.30 - 20.30	0.2114	0.0611	0.0604
TOU 2	20.30 - 21.30	0.2386	0.0690	0.0604
TOU 2	21.30 - 22.30	0.2064	0.0597	0.0604
TOU 3	22.30 - 23.30	0.1650	0.0477	0.0260

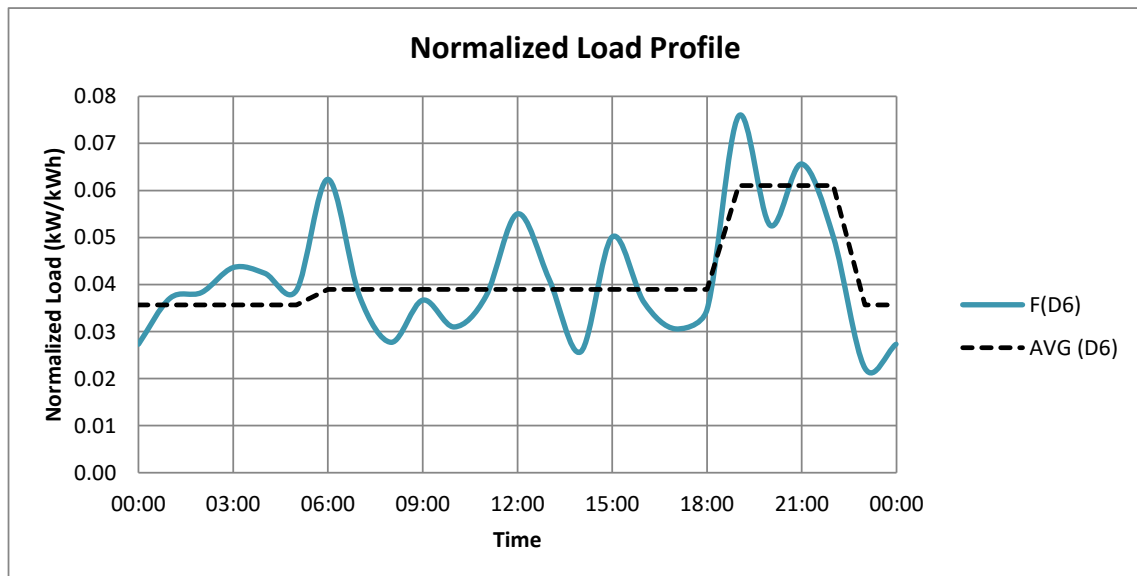
f(D5) Load Profile of the consumer
F(D5) NormalizedLoad Profile of the consumer
AVG (D5) TOU wise Average Normalized Load Profile of the consumer



Account No. 2190624711
Address No. 96/A, Artigala Mawatha,
 Kolamunna,
 Piliyandala.
Tariff Category Domestic

	Time interval	f(D6)	F(D6)	AVG (D6)
TOU 3	23.30 - 00.30	0.0957	0.0273	0.0357
TOU 3	00.30 - 01.30	0.1300	0.0371	0.0357
TOU 3	01.30 - 02.30	0.1343	0.0383	0.0357
TOU 3	02.30 - 03.30	0.1529	0.0436	0.0357
TOU 3	03.30 - 04.30	0.1486	0.0424	0.0357
TOU 3	04.30 - 05.30	0.1357	0.0387	0.0357
TOU 1	05.30 - 06.30	0.2186	0.0624	0.0389
TOU 1	06.30 - 07.30	0.1314	0.0375	0.0389
TOU 1	07.30 - 08.30	0.0971	0.0277	0.0389
TOU 1	08.30 - 09.30	0.1286	0.0367	0.0389
TOU 1	09.30 - 10.30	0.1086	0.0310	0.0389
TOU 1	10.30 - 11.30	0.1314	0.0375	0.0389
TOU 1	11.30 - 12.30	0.1929	0.0550	0.0389
TOU 1	12.30 - 13.30	0.1443	0.0412	0.0389
TOU 1	13.30 - 14.30	0.0900	0.0257	0.0389
TOU 1	14.30 - 15.30	0.1757	0.0501	0.0389
TOU 1	15.30 - 16.30	0.1271	0.0363	0.0389
TOU 1	16.30 - 17.30	0.1071	0.0306	0.0389
TOU 1	17.30 - 18.30	0.1214	0.0346	0.0389
TOU 2	18.30 - 19.30	0.2657	0.0758	0.0610
TOU 2	19.30 - 20.30	0.1843	0.0526	0.0610
TOU 2	20.30 - 21.30	0.2300	0.0656	0.0610
TOU 2	21.30 - 22.30	0.1757	0.0501	0.0610
TOU 3	22.30 - 23.30	0.0779	0.0222	0.0357

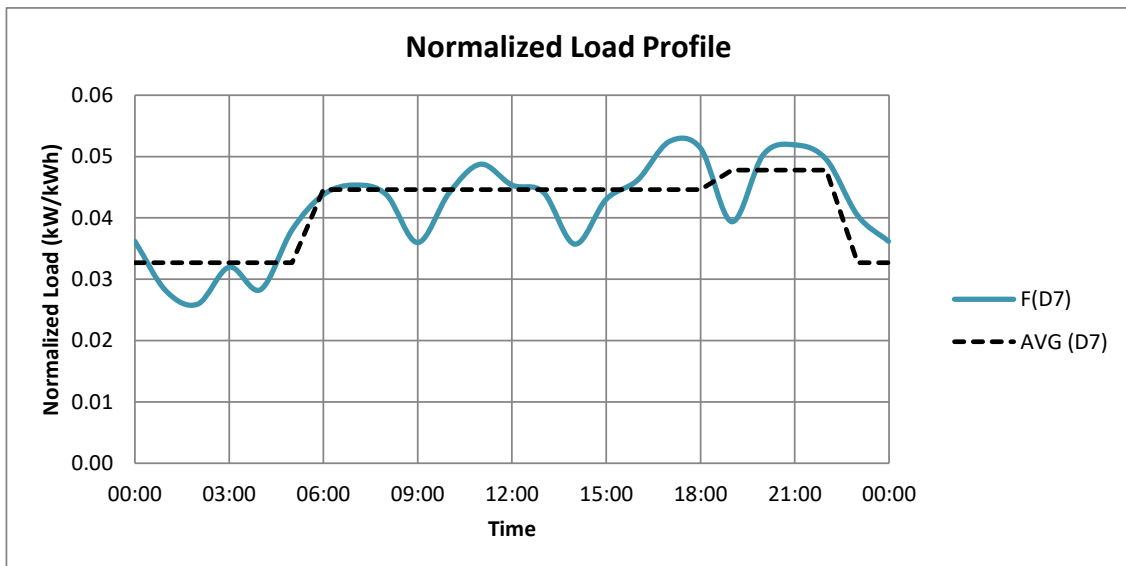
f(D6) Load Profile of the consumer
F(D6) Normalized Load Profile of the consumer
AVG (D6) TOU wise Average Normalized Load Profile of the consumer



Account No. 2110108207
 Address 94/9, Artigala Mawatha,
 Kolamunna,
 Piliyandala.
 Tariff Category Domestic

	Time interval	f(D7)	F(D7)	AVG (D7)
TOU 3	23.30 - 00.30	0.1972	0.0362	0.0327
TOU 3	00.30 - 01.30	0.1529	0.0280	0.0327
TOU 3	01.30 - 02.30	0.1414	0.0259	0.0327
TOU 3	02.30 - 03.30	0.1743	0.0320	0.0327
TOU 3	03.30 - 04.30	0.1543	0.0283	0.0327
TOU 3	04.30 - 05.30	0.2073	0.0380	0.0327
TOU 1	05.30 - 06.30	0.2387	0.0438	0.0446
TOU 1	06.30 - 07.30	0.2472	0.0454	0.0446
TOU 1	07.30 - 08.30	0.2387	0.0438	0.0446
TOU 1	08.30 - 09.30	0.1961	0.0360	0.0446
TOU 1	09.30 - 10.30	0.2401	0.0441	0.0446
TOU 1	10.30 - 11.30	0.2657	0.0487	0.0446
TOU 1	11.30 - 12.30	0.2471	0.0453	0.0446
TOU 1	12.30 - 13.30	0.2408	0.0442	0.0446
TOU 1	13.30 - 14.30	0.1947	0.0357	0.0446
TOU 1	14.30 - 15.30	0.2346	0.0430	0.0446
TOU 1	15.30 - 16.30	0.2516	0.0462	0.0446
TOU 1	16.30 - 17.30	0.2858	0.0524	0.0446
TOU 1	17.30 - 18.30	0.2800	0.0514	0.0446
TOU 2	18.30 - 19.30	0.2146	0.0394	0.0478
TOU 2	19.30 - 20.30	0.2743	0.0503	0.0478
TOU 2	20.30 - 21.30	0.2829	0.0519	0.0478
TOU 2	21.30 - 22.30	0.2701	0.0495	0.0478
TOU 3	22.30 - 23.30	0.2201	0.0404	0.0327

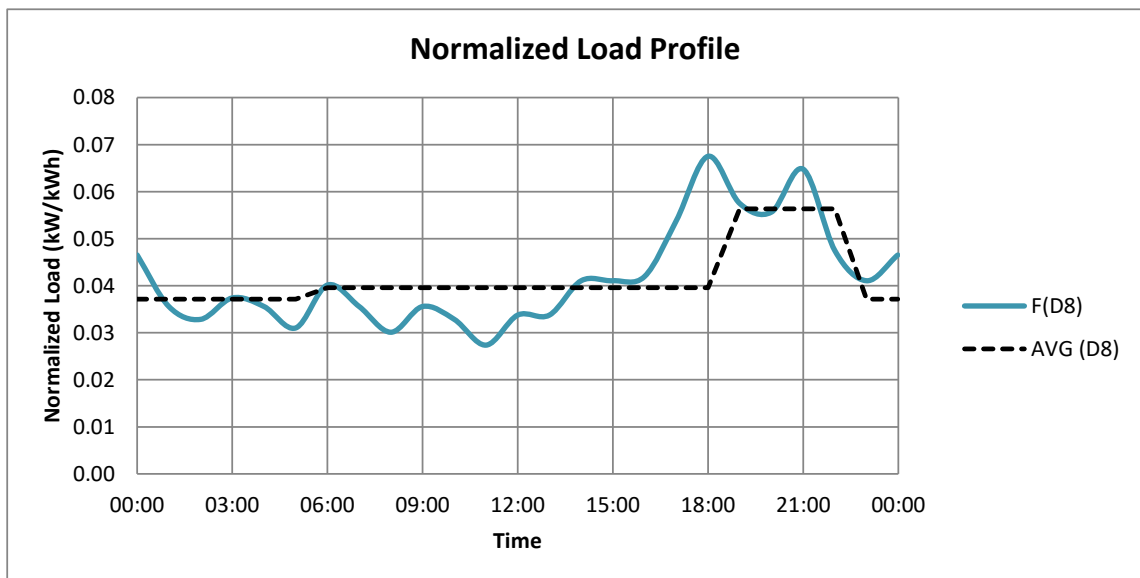
f(D7) Load Profile of the consumer
F(D7) NormalizedLoad Profile of the consumer
AVG (D7) TOU wise Average Normalized Load Profile of the consumer



Account No. **2190623812**
 Address 94/5, Artigala Mawatha,
 Kolamunna,
 Piliyandala.
 Tariff Category **Domestic**

	Time interval	f(D8)	F(D8)	AVG (D8)
TOU 3	23.30 - 00.30	0.2186	0.0465	0.0371
TOU 3	00.30 - 01.30	0.1671	0.0356	0.0371
TOU 3	01.30 - 02.30	0.1543	0.0328	0.0371
TOU 3	02.30 - 03.30	0.1757	0.0374	0.0371
TOU 3	03.30 - 04.30	0.1671	0.0356	0.0371
TOU 3	04.30 - 05.30	0.1457	0.0310	0.0371
TOU 1	05.30 - 06.30	0.1886	0.0401	0.0396
TOU 1	06.30 - 07.30	0.1671	0.0356	0.0396
TOU 1	07.30 - 08.30	0.1414	0.0301	0.0396
TOU 1	08.30 - 09.30	0.1671	0.0356	0.0396
TOU 1	09.30 - 10.30	0.1543	0.0328	0.0396
TOU 1	10.30 - 11.30	0.1286	0.0274	0.0396
TOU 1	11.30 - 12.30	0.1586	0.0338	0.0396
TOU 1	12.30 - 13.30	0.1586	0.0338	0.0396
TOU 1	13.30 - 14.30	0.1929	0.0411	0.0396
TOU 1	14.30 - 15.30	0.1929	0.0411	0.0396
TOU 1	15.30 - 16.30	0.1971	0.0420	0.0396
TOU 1	16.30 - 17.30	0.2529	0.0538	0.0396
TOU 1	17.30 - 18.30	0.3171	0.0675	0.0396
TOU 2	18.30 - 19.30	0.2700	0.0575	0.0563
TOU 2	19.30 - 20.30	0.2614	0.0557	0.0563
TOU 2	20.30 - 21.30	0.3043	0.0648	0.0563
TOU 2	21.30 - 22.30	0.2229	0.0474	0.0563
TOU 3	22.30 - 23.30	0.1929	0.0411	0.0371

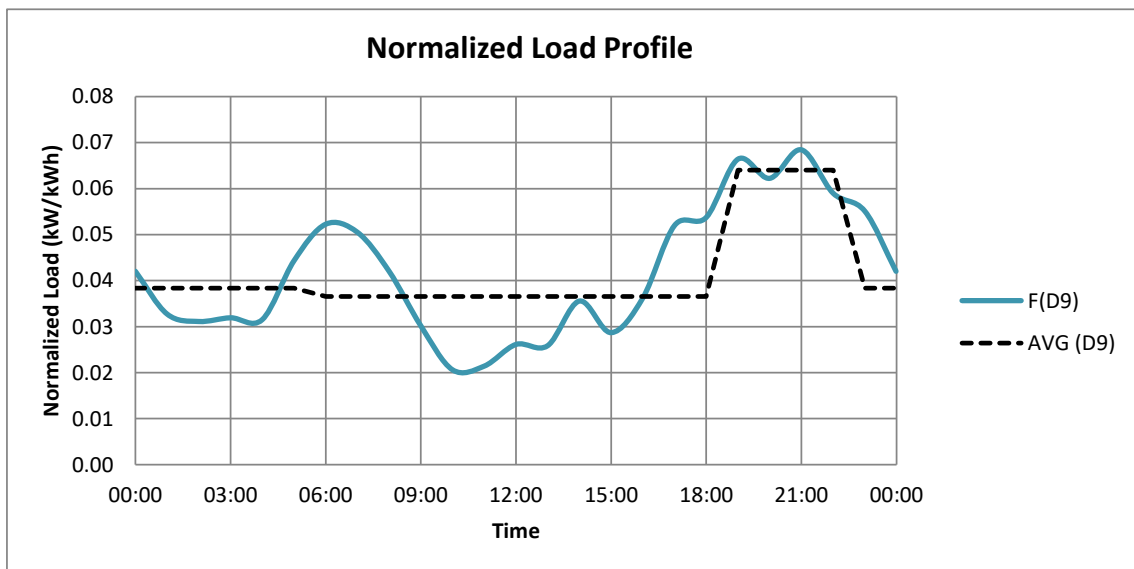
f(D8) Load Profile of the consumer
F(D8) Normalized Load Profile of the consumer
AVG (D8) TOU wise Average Normalized Load Profile of the consumer



Account No. **2191307019**
 Address No:8/2, School Mawatha,
 Niwantidiya,
 Piliyandala.
 Tariff Category **Domestic**

	Time interval	f(D9)	F(D9)	AVG (D9)
TOU 3	23.30 - 00.30	0.4457	0.0420	0.0384
TOU 3	00.30 - 01.30	0.3471	0.0327	0.0384
TOU 3	01.30 - 02.30	0.3300	0.0311	0.0384
TOU 3	02.30 - 03.30	0.3386	0.0319	0.0384
TOU 3	03.30 - 04.30	0.3343	0.0315	0.0384
TOU 3	04.30 - 05.30	0.4700	0.0443	0.0384
TOU 1	05.30 - 06.30	0.5543	0.0523	0.0366
TOU 1	06.30 - 07.30	0.5357	0.0505	0.0366
TOU 1	07.30 - 08.30	0.4457	0.0420	0.0366
TOU 1	08.30 - 09.30	0.3200	0.0302	0.0366
TOU 1	09.30 - 10.30	0.2186	0.0206	0.0366
TOU 1	10.30 - 11.30	0.2271	0.0214	0.0366
TOU 1	11.30 - 12.30	0.2771	0.0261	0.0366
TOU 1	12.30 - 13.30	0.2743	0.0259	0.0366
TOU 1	13.30 - 14.30	0.3771	0.0356	0.0366
TOU 1	14.30 - 15.30	0.3043	0.0287	0.0366
TOU 1	15.30 - 16.30	0.3843	0.0362	0.0366
TOU 1	16.30 - 17.30	0.5514	0.0520	0.0366
TOU 1	17.30 - 18.30	0.5700	0.0537	0.0366
TOU 2	18.30 - 19.30	0.7043	0.0664	0.0640
TOU 2	19.30 - 20.30	0.6600	0.0622	0.0640
TOU 2	20.30 - 21.30	0.7257	0.0684	0.0640
TOU 2	21.30 - 22.30	0.6257	0.0590	0.0640
TOU 3	22.30 - 23.30	0.5843	0.0551	0.0384

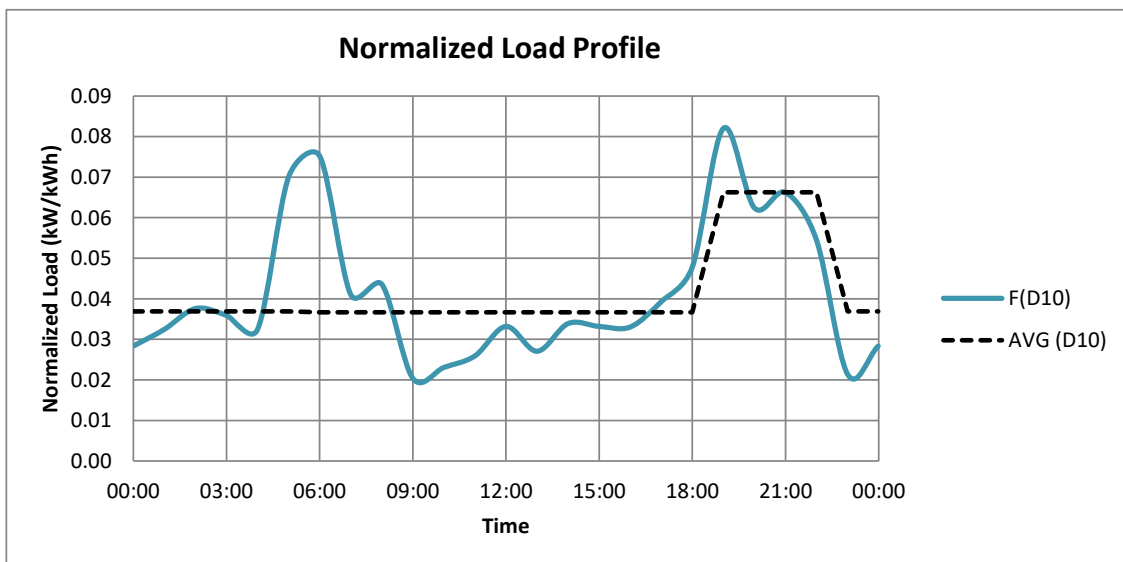
f(D9) Load Profile of the consumer
F(D9) Normalized Load Profile of the consumer
AVG (D9) TOU wise Average Normalized Load Profile of the consumer



Account No. **2107366004**
 Address 51/6A, Kossinne Rd,
 Katuwawala,
 Boralesgamuwa.
 Tariff Category **Domestic**

	Time interval	f(D10)	F(D10)	AVG(D10)
TOU 3	23.30 - 00.30	0.2843	0.0283	0.0369
TOU 3	00.30 - 01.30	0.3257	0.0325	0.0369
TOU 3	01.30 - 02.30	0.3771	0.0376	0.0369
TOU 3	02.30 - 03.30	0.3600	0.0359	0.0369
TOU 3	03.30 - 04.30	0.3257	0.0325	0.0369
TOU 3	04.30 - 05.30	0.7029	0.0701	0.0369
TOU 1	05.30 - 06.30	0.7543	0.0752	0.0367
TOU 1	06.30 - 07.30	0.4114	0.0410	0.0367
TOU 1	07.30 - 08.30	0.4371	0.0436	0.0367
TOU 1	08.30 - 09.30	0.2043	0.0204	0.0367
TOU 1	09.30 - 10.30	0.2314	0.0231	0.0367
TOU 1	10.30 - 11.30	0.2600	0.0259	0.0367
TOU 1	11.30 - 12.30	0.3329	0.0332	0.0367
TOU 1	12.30 - 13.30	0.2714	0.0271	0.0367
TOU 1	13.30 - 14.30	0.3400	0.0339	0.0367
TOU 1	14.30 - 15.30	0.3329	0.0332	0.0367
TOU 1	15.30 - 16.30	0.3314	0.0330	0.0367
TOU 1	16.30 - 17.30	0.3943	0.0393	0.0367
TOU 1	17.30 - 18.30	0.4800	0.0479	0.0367
TOU 2	18.30 - 19.30	0.8229	0.0820	0.0663
TOU 2	19.30 - 20.30	0.6257	0.0624	0.0663
TOU 2	20.30 - 21.30	0.6643	0.0662	0.0663
TOU 2	21.30 - 22.30	0.5457	0.0544	0.0663
TOU 3	22.30 - 23.30	0.2143	0.0214	0.0369

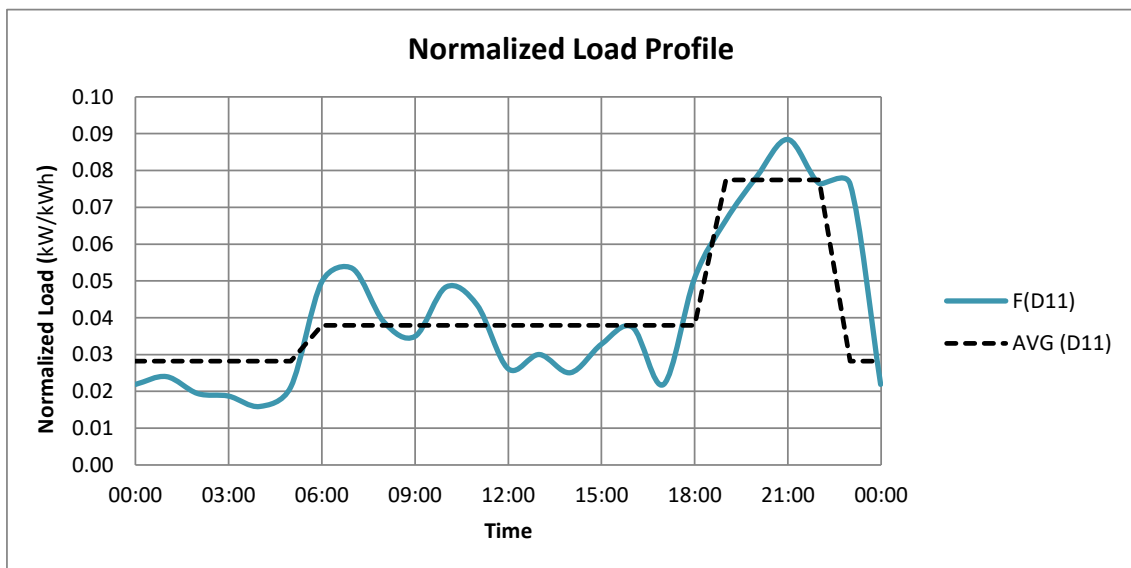
f(D10) Load Profile of the consumer
F(D10) Normalized Load Profile of the consumer
AVG(D10) TOU wise Average Normalized Load Profile of the consumer



Account No. **2108170901**
 Address 197/4/2, Green Dail Homes,
 Werahera,
 Boralesgamuwa.
 Tariff Category **Domestic**

	Time interval	f(D11)	F(D11)	AVG(D11)
TOU 3	23.30 - 00.30	0.0886	0.0219	0.0282
TOU 3	00.30 - 01.30	0.0971	0.0240	0.0282
TOU 3	01.30 - 02.30	0.0786	0.0194	0.0282
TOU 3	02.30 - 03.30	0.0757	0.0187	0.0282
TOU 3	03.30 - 04.30	0.0643	0.0159	0.0282
TOU 3	04.30 - 05.30	0.0857	0.0212	0.0282
TOU 1	05.30 - 06.30	0.2014	0.0498	0.0379
TOU 1	06.30 - 07.30	0.2157	0.0533	0.0379
TOU 1	07.30 - 08.30	0.1571	0.0388	0.0379
TOU 1	08.30 - 09.30	0.1414	0.0349	0.0379
TOU 1	09.30 - 10.30	0.1957	0.0484	0.0379
TOU 1	10.30 - 11.30	0.1757	0.0434	0.0379
TOU 1	11.30 - 12.30	0.1057	0.0261	0.0379
TOU 1	12.30 - 13.30	0.1214	0.0300	0.0379
TOU 1	13.30 - 14.30	0.1014	0.0251	0.0379
TOU 1	14.30 - 15.30	0.1329	0.0328	0.0379
TOU 1	15.30 - 16.30	0.1514	0.0374	0.0379
TOU 1	16.30 - 17.30	0.0886	0.0219	0.0379
TOU 1	17.30 - 18.30	0.2057	0.0508	0.0379
TOU 2	18.30 - 19.30	0.2689	0.0665	0.0774
TOU 2	19.30 - 20.30	0.3171	0.0784	0.0774
TOU 2	20.30 - 21.30	0.3579	0.0884	0.0774
TOU 2	21.30 - 22.30	0.3096	0.0765	0.0774
TOU 3	22.30 - 23.30	0.3089	0.0763	0.0282

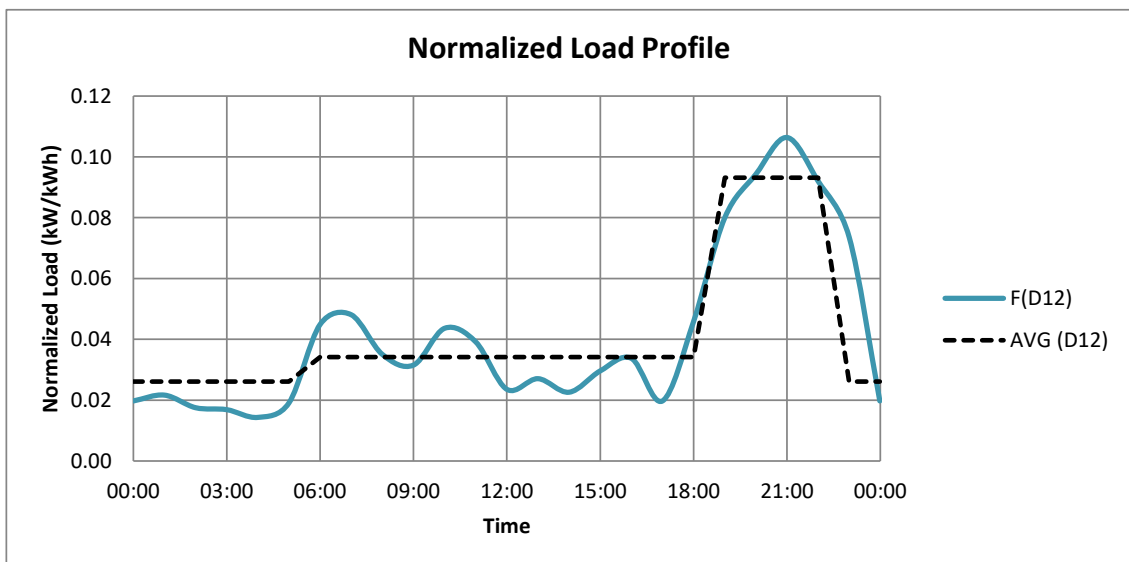
f(D11) Load Profile of the consumer
F(D11) Normalized Load Profile of the consumer
AVG(D11) TOU wise Average Normalized Load Profile of the consumer



Account No. 2112144801
 Address 207/1,Ratne maw,
 Dulammahara,
 Piliyandala
 Tariff Category Domestic

	Time interval	f(D12)	F(D12)	AVG(D12)
TOU 3	23.30 - 00.30	0.0221	0.0197	0.0261
TOU 3	00.30 - 01.30	0.0243	0.0217	0.0261
TOU 3	01.30 - 02.30	0.0196	0.0175	0.0261
TOU 3	02.30 - 03.30	0.0189	0.0169	0.0261
TOU 3	03.30 - 04.30	0.0161	0.0143	0.0261
TOU 3	04.30 - 05.30	0.0214	0.0191	0.0261
TOU 1	05.30 - 06.30	0.0504	0.0449	0.0342
TOU 1	06.30 - 07.30	0.0539	0.0481	0.0342
TOU 1	07.30 - 08.30	0.0393	0.0350	0.0342
TOU 1	08.30 - 09.30	0.0354	0.0315	0.0342
TOU 1	09.30 - 10.30	0.0489	0.0436	0.0342
TOU 1	10.30 - 11.30	0.0439	0.0392	0.0342
TOU 1	11.30 - 12.30	0.0264	0.0236	0.0342
TOU 1	12.30 - 13.30	0.0304	0.0271	0.0342
TOU 1	13.30 - 14.30	0.0254	0.0226	0.0342
TOU 1	14.30 - 15.30	0.0332	0.0296	0.0342
TOU 1	15.30 - 16.30	0.0379	0.0338	0.0342
TOU 1	16.30 - 17.30	0.0221	0.0197	0.0342
TOU 1	17.30 - 18.30	0.0514	0.0459	0.0342
TOU 2	18.30 - 19.30	0.0896	0.0799	0.0932
TOU 2	19.30 - 20.30	0.1057	0.0943	0.0932
TOU 2	20.30 - 21.30	0.1193	0.1064	0.0932
TOU 2	21.30 - 22.30	0.1032	0.0920	0.0932
TOU 3	22.30 - 23.30	0.0825	0.0736	0.0261

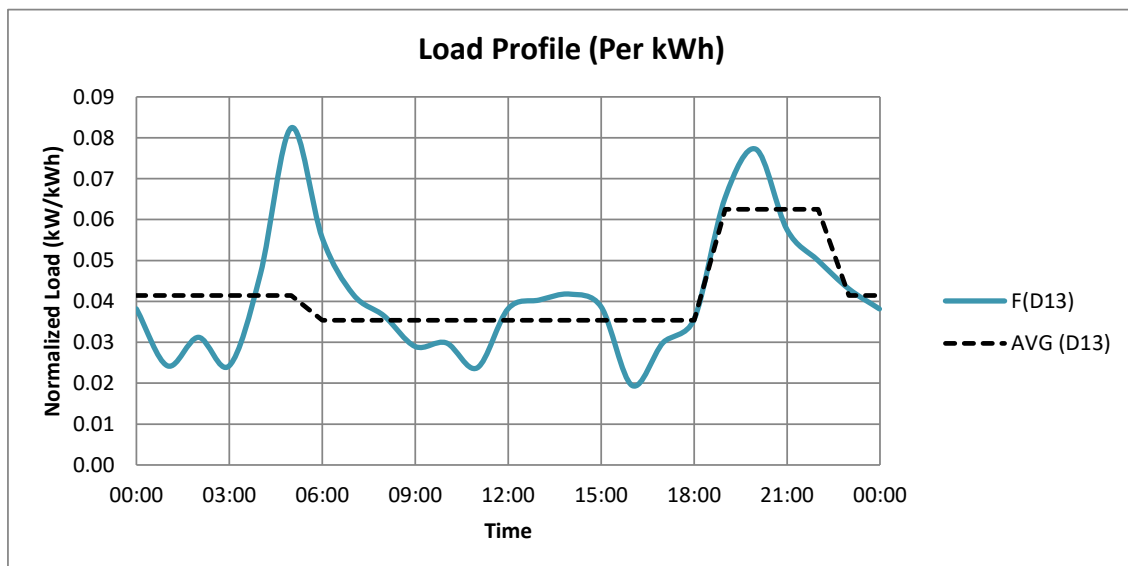
f(D12) Load Profile of the consumer
F(D12) NormalizedLoad Profile of the consumer
AVG(D12) TOU wise Average Normalized Load Profile of the consumer



Account No. **2100015001**
 Address No:17/A, School Mawatha,
 Niwantidiya,
 Piliyandala.
 Tariff Category **Domestic**

	Time interval	f(D13)	F(D13)	AVG(D13)
TOU 3	23.30 - 00.30	0.1244	0.0382	0.0414
TOU 3	00.30 - 01.30	0.0791	0.0242	0.0414
TOU 3	01.30 - 02.30	0.1018	0.0312	0.0414
TOU 3	02.30 - 03.30	0.0791	0.0243	0.0414
TOU 3	03.30 - 04.30	0.1519	0.0466	0.0414
TOU 3	04.30 - 05.30	0.2689	0.0825	0.0414
TOU 1	05.30 - 06.30	0.1808	0.0554	0.0354
TOU 1	06.30 - 07.30	0.1359	0.0417	0.0354
TOU 1	07.30 - 08.30	0.1187	0.0364	0.0354
TOU 1	08.30 - 09.30	0.0944	0.0290	0.0354
TOU 1	09.30 - 10.30	0.0974	0.0299	0.0354
TOU 1	10.30 - 11.30	0.0774	0.0237	0.0354
TOU 1	11.30 - 12.30	0.1246	0.0382	0.0354
TOU 1	12.30 - 13.30	0.1315	0.0403	0.0354
TOU 1	13.30 - 14.30	0.1362	0.0418	0.0354
TOU 1	14.30 - 15.30	0.1261	0.0387	0.0354
TOU 1	15.30 - 16.30	0.0634	0.0194	0.0354
TOU 1	16.30 - 17.30	0.0976	0.0299	0.0354
TOU 1	17.30 - 18.30	0.1160	0.0356	0.0354
TOU 2	18.30 - 19.30	0.2130	0.0653	0.0625
TOU 2	19.30 - 20.30	0.2517	0.0772	0.0625
TOU 2	20.30 - 21.30	0.1876	0.0575	0.0625
TOU 2	21.30 - 22.30	0.1631	0.0500	0.0625
TOU 3	22.30 - 23.30	0.1403	0.0430	0.0414

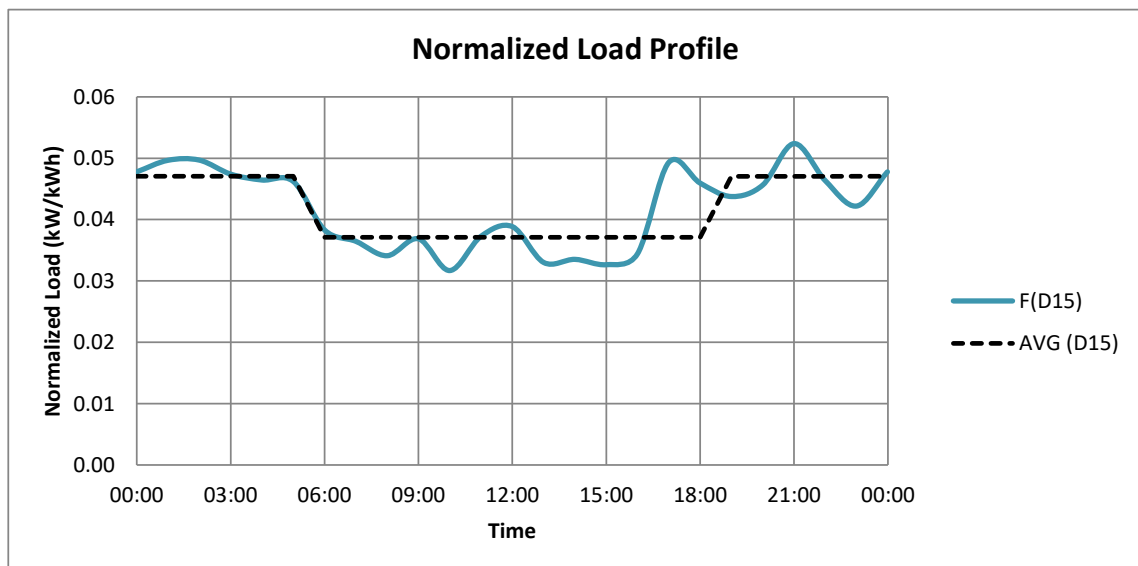
f(D13) Load Profile of the consumer
F(D13) NormalizedLoad Profile of the consumer
AVG(D13) TOU wise Average Normalized Load Profile of the consumer



Account No. **2112096303**
 Address 120/64, C.T.Gardens,
 Gangarama Rd, Thumbowila,
 Piliyandala.
 Tariff Category **Domestic**

	Time interval	f(D15)	F(D15)	AVG(D15)
TOU 3	23.30 - 00.30	0.7479	0.0478	0.0471
TOU 3	00.30 - 01.30	0.7775	0.0497	0.0471
TOU 3	01.30 - 02.30	0.7779	0.0497	0.0471
TOU 3	02.30 - 03.30	0.7421	0.0474	0.0471
TOU 3	03.30 - 04.30	0.7271	0.0465	0.0471
TOU 3	04.30 - 05.30	0.7236	0.0462	0.0471
TOU 1	05.30 - 06.30	0.5996	0.0383	0.0371
TOU 1	06.30 - 07.30	0.5707	0.0365	0.0371
TOU 1	07.30 - 08.30	0.5339	0.0341	0.0371
TOU 1	08.30 - 09.30	0.5771	0.0369	0.0371
TOU 1	09.30 - 10.30	0.4961	0.0317	0.0371
TOU 1	10.30 - 11.30	0.5836	0.0373	0.0371
TOU 1	11.30 - 12.30	0.6082	0.0389	0.0371
TOU 1	12.30 - 13.30	0.5168	0.0330	0.0371
TOU 1	13.30 - 14.30	0.5246	0.0335	0.0371
TOU 1	14.30 - 15.30	0.5111	0.0326	0.0371
TOU 1	15.30 - 16.30	0.5389	0.0344	0.0371
TOU 1	16.30 - 17.30	0.7721	0.0493	0.0371
TOU 1	17.30 - 18.30	0.7193	0.0460	0.0371
TOU 2	18.30 - 19.30	0.6850	0.0438	0.0470
TOU 2	19.30 - 20.30	0.7143	0.0456	0.0470
TOU 2	20.30 - 21.30	0.8200	0.0524	0.0470
TOU 2	21.30 - 22.30	0.7254	0.0463	0.0470
TOU 3	22.30 - 23.30	0.6607	0.0422	0.0471

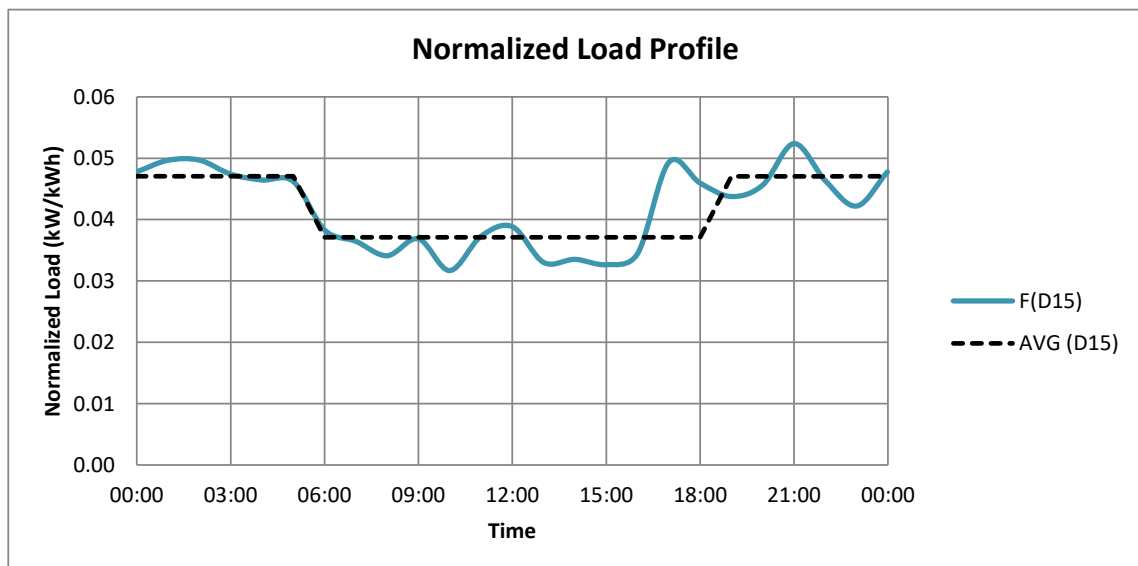
f(D15) Load Profile of the consumer
F(D15) Normalized Load Profile of the consumer
AVG(D15) TOU wise Average Normalized Load Profile of the consumer



Account No. **2112096303**
 Address 120/64, C.T.Gardens,
 Gangarama Rd, Thumbowila,
 Piliyandala.
 Tariff Category **Domestic**

	Time interval	f(D15)	F(D15)	AVG(D15)
TOU 3	23.30 - 00.30	0.7479	0.0478	0.0471
TOU 3	00.30 - 01.30	0.7775	0.0497	0.0471
TOU 3	01.30 - 02.30	0.7779	0.0497	0.0471
TOU 3	02.30 - 03.30	0.7421	0.0474	0.0471
TOU 3	03.30 - 04.30	0.7271	0.0465	0.0471
TOU 3	04.30 - 05.30	0.7236	0.0462	0.0471
TOU 1	05.30 - 06.30	0.5996	0.0383	0.0371
TOU 1	06.30 - 07.30	0.5707	0.0365	0.0371
TOU 1	07.30 - 08.30	0.5339	0.0341	0.0371
TOU 1	08.30 - 09.30	0.5771	0.0369	0.0371
TOU 1	09.30 - 10.30	0.4961	0.0317	0.0371
TOU 1	10.30 - 11.30	0.5836	0.0373	0.0371
TOU 1	11.30 - 12.30	0.6082	0.0389	0.0371
TOU 1	12.30 - 13.30	0.5168	0.0330	0.0371
TOU 1	13.30 - 14.30	0.5246	0.0335	0.0371
TOU 1	14.30 - 15.30	0.5111	0.0326	0.0371
TOU 1	15.30 - 16.30	0.5389	0.0344	0.0371
TOU 1	16.30 - 17.30	0.7721	0.0493	0.0371
TOU 1	17.30 - 18.30	0.7193	0.0460	0.0371
TOU 2	18.30 - 19.30	0.6850	0.0438	0.0470
TOU 2	19.30 - 20.30	0.7143	0.0456	0.0470
TOU 2	20.30 - 21.30	0.8200	0.0524	0.0470
TOU 2	21.30 - 22.30	0.7254	0.0463	0.0470
TOU 3	22.30 - 23.30	0.6607	0.0422	0.0471

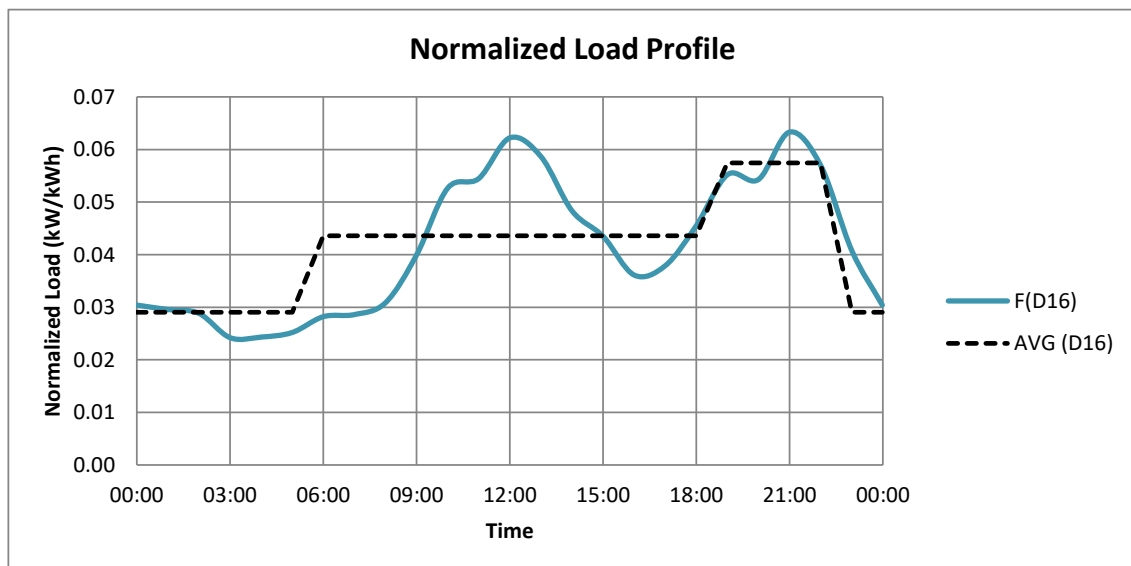
f(D15) Load Profile of the consumer
F(D15) Normalized Load Profile of the consumer
AVG(D15) TOU wise Average Normalized Load Profile of the consumer



Account No. **2112179705**
 Address No:41,Wawanawatta,
 Wata Mawatha, Mampe ,
 Piliyandala.
 Tariff Category **Domestic**

	Time interval	f(D16)	F(D16)	AVG(D16)
TOU 3	23.30 - 00.30	0.3857	0.0304	0.0290
TOU 3	00.30 - 01.30	0.3750	0.0296	0.0290
TOU 3	01.30 - 02.30	0.3657	0.0288	0.0290
TOU 3	02.30 - 03.30	0.3071	0.0242	0.0290
TOU 3	03.30 - 04.30	0.3086	0.0243	0.0290
TOU 3	04.30 - 05.30	0.3196	0.0252	0.0290
TOU 1	05.30 - 06.30	0.3579	0.0282	0.0436
TOU 1	06.30 - 07.30	0.3629	0.0286	0.0436
TOU 1	07.30 - 08.30	0.3914	0.0309	0.0436
TOU 1	08.30 - 09.30	0.5068	0.0399	0.0436
TOU 1	09.30 - 10.30	0.6679	0.0526	0.0436
TOU 1	10.30 - 11.30	0.6911	0.0545	0.0436
TOU 1	11.30 - 12.30	0.7893	0.0622	0.0436
TOU 1	12.30 - 13.30	0.7443	0.0587	0.0436
TOU 1	13.30 - 14.30	0.6132	0.0483	0.0436
TOU 1	14.30 - 15.30	0.5518	0.0435	0.0436
TOU 1	15.30 - 16.30	0.4582	0.0361	0.0436
TOU 1	16.30 - 17.30	0.4807	0.0379	0.0436
TOU 1	17.30 - 18.30	0.5775	0.0455	0.0436
TOU 2	18.30 - 19.30	0.7004	0.0552	0.0574
TOU 2	19.30 - 20.30	0.6889	0.0543	0.0574
TOU 2	20.30 - 21.30	0.8032	0.0633	0.0574
TOU 2	21.30 - 22.30	0.7229	0.0570	0.0574
TOU 3	22.30 - 23.30	0.5175	0.0408	0.0290

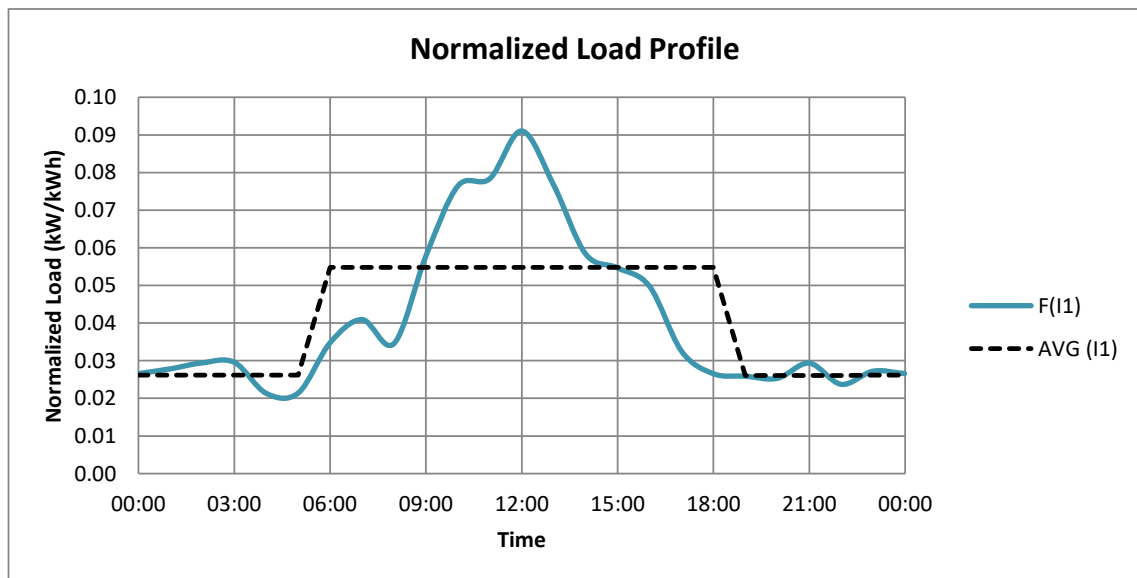
f(D16) Load Profile of the consumer
F(D16) NormalizedLoad Profile of the consumer
AVG(D16) TOU wise Avarage Normalized Load Profile of the consumer



Account No. 2111177504
 Address 37/A/1 ,
 Manthrimulla Rd,
 Attidiya,
 Tariff Category **Industrial**

	Time interval	f(I1)	F(I1)	AVG (I1)
TOU 3	23.30 - 00.30	0.1313	0.0266	0.0262
TOU 3	00.30 - 01.30	0.1375	0.0278	0.0262
TOU 3	01.30 - 02.30	0.1454	0.0294	0.0262
TOU 3	02.30 - 03.30	0.1461	0.0296	0.0262
TOU 3	03.30 - 04.30	0.1054	0.0213	0.0262
TOU 3	04.30 - 05.30	0.1057	0.0214	0.0262
TOU 1	05.30 - 06.30	0.1718	0.0348	0.0548
TOU 1	06.30 - 07.30	0.2021	0.0409	0.0548
TOU 1	07.30 - 08.30	0.1707	0.0346	0.0548
TOU 1	08.30 - 09.30	0.2857	0.0578	0.0548
TOU 1	09.30 - 10.30	0.3775	0.0764	0.0548
TOU 1	10.30 - 11.30	0.3871	0.0784	0.0548
TOU 1	11.30 - 12.30	0.4496	0.0910	0.0548
TOU 1	12.30 - 13.30	0.3786	0.0766	0.0548
TOU 1	13.30 - 14.30	0.2882	0.0583	0.0548
TOU 1	14.30 - 15.30	0.2700	0.0547	0.0548
TOU 1	15.30 - 16.30	0.2457	0.0497	0.0548
TOU 1	16.30 - 17.30	0.1607	0.0325	0.0548
TOU 1	17.30 - 18.30	0.1311	0.0265	0.0548
TOU 2	18.30 - 19.30	0.1279	0.0259	0.0261
TOU 2	19.30 - 20.30	0.1250	0.0253	0.0261
TOU 2	20.30 - 21.30	0.1450	0.0294	0.0261
TOU 2	21.30 - 22.30	0.1171	0.0237	0.0261
TOU 3	22.30 - 23.30	0.1345	0.0272	0.0262

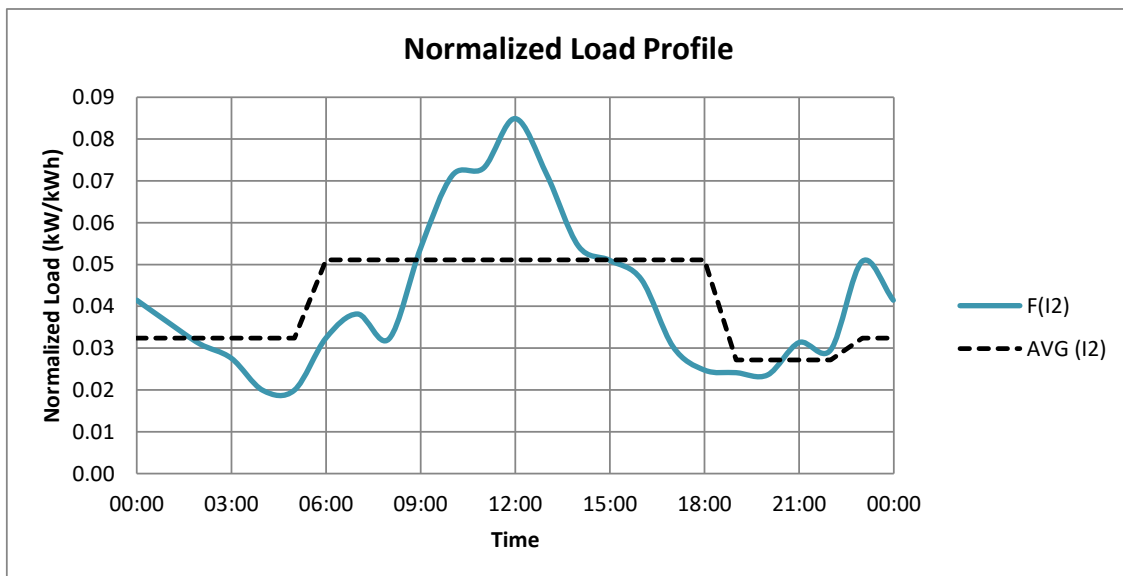
f(I1) Load Profile of the consumer
F(I1) NormalizedLoad Profile of the consumer
AVG (I1) TOU wise Avarage Normalized Load Profile of the consumer



Account No. **2112096303**
 Address 120/64, C.T.Gardens,
 Gangarama Rd,
 Thumbowila, Piliyandala.
 Tariff Category **Industrial**

	Time interval	f(I2)	F(I2)	AVG (I2)
TOU 3	23.30 - 00.30	0.2196	0.0415	0.0324
TOU 3	00.30 - 01.30	0.1914	0.0361	0.0324
TOU 3	01.30 - 02.30	0.1643	0.0310	0.0324
TOU 3	02.30 - 03.30	0.1461	0.0276	0.0324
TOU 3	03.30 - 04.30	0.1054	0.0199	0.0324
TOU 3	04.30 - 05.30	0.1057	0.0200	0.0324
TOU 1	05.30 - 06.30	0.1718	0.0324	0.0511
TOU 1	06.30 - 07.30	0.2021	0.0382	0.0511
TOU 1	07.30 - 08.30	0.1707	0.0322	0.0511
TOU 1	08.30 - 09.30	0.2857	0.0539	0.0511
TOU 1	09.30 - 10.30	0.3775	0.0713	0.0511
TOU 1	10.30 - 11.30	0.3871	0.0731	0.0511
TOU 1	11.30 - 12.30	0.4496	0.0849	0.0511
TOU 1	12.30 - 13.30	0.3786	0.0715	0.0511
TOU 1	13.30 - 14.30	0.2882	0.0544	0.0511
TOU 1	14.30 - 15.30	0.2700	0.0510	0.0511
TOU 1	15.30 - 16.30	0.2457	0.0464	0.0511
TOU 1	16.30 - 17.30	0.1607	0.0303	0.0511
TOU 1	17.30 - 18.30	0.1311	0.0247	0.0511
TOU 2	18.30 - 19.30	0.1279	0.0241	0.0272
TOU 2	19.30 - 20.30	0.1250	0.0236	0.0272
TOU 2	20.30 - 21.30	0.1661	0.0314	0.0272
TOU 2	21.30 - 22.30	0.1568	0.0296	0.0272
TOU 3	22.30 - 23.30	0.2689	0.0508	0.0324

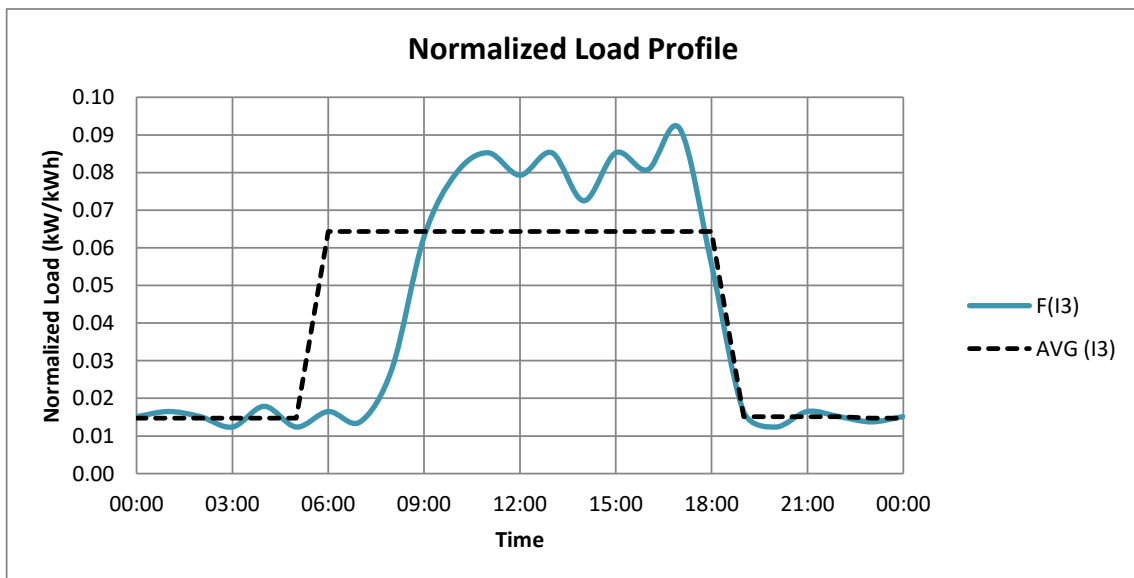
f(I2) Load Profile of the consumer
F(I2) NormalizedLoad Profile of the consumer
AVG (I2) TOU wise Avarage Normalized Load Profile of the consumer



Account No. 2110108207
 Address 94/9, Artigala Mawatha,
 Kolamunna,
 Piliyandala.
 Tariff Category Industrial

	Time interval	f(I3)	F(I3)	AVG (I3)
TOU 3	23.30 - 00.30	0.0471	0.0151	0.0147
TOU 3	00.30 - 01.30	0.0514	0.0165	0.0147
TOU 3	01.30 - 02.30	0.0471	0.0151	0.0147
TOU 3	02.30 - 03.30	0.0386	0.0124	0.0147
TOU 3	03.30 - 04.30	0.0557	0.0179	0.0147
TOU 3	04.30 - 05.30	0.0386	0.0124	0.0147
TOU 1	05.30 - 06.30	0.0514	0.0165	0.0643
TOU 1	06.30 - 07.30	0.0429	0.0138	0.0643
TOU 1	07.30 - 08.30	0.0872	0.0280	0.0643
TOU 1	08.30 - 09.30	0.1961	0.0629	0.0643
TOU 1	09.30 - 10.30	0.2486	0.0798	0.0643
TOU 1	10.30 - 11.30	0.2657	0.0853	0.0643
TOU 1	11.30 - 12.30	0.2471	0.0793	0.0643
TOU 1	12.30 - 13.30	0.2657	0.0853	0.0643
TOU 1	13.30 - 14.30	0.2259	0.0725	0.0643
TOU 1	14.30 - 15.30	0.2657	0.0853	0.0643
TOU 1	15.30 - 16.30	0.2516	0.0807	0.0643
TOU 1	16.30 - 17.30	0.2858	0.0917	0.0643
TOU 1	17.30 - 18.30	0.1729	0.0555	0.0643
TOU 2	18.30 - 19.30	0.0514	0.0165	0.0151
TOU 2	19.30 - 20.30	0.0386	0.0124	0.0151
TOU 2	20.30 - 21.30	0.0514	0.0165	0.0151
TOU 2	21.30 - 22.30	0.0471	0.0151	0.0151
TOU 3	22.30 - 23.30	0.0429	0.0138	0.0147

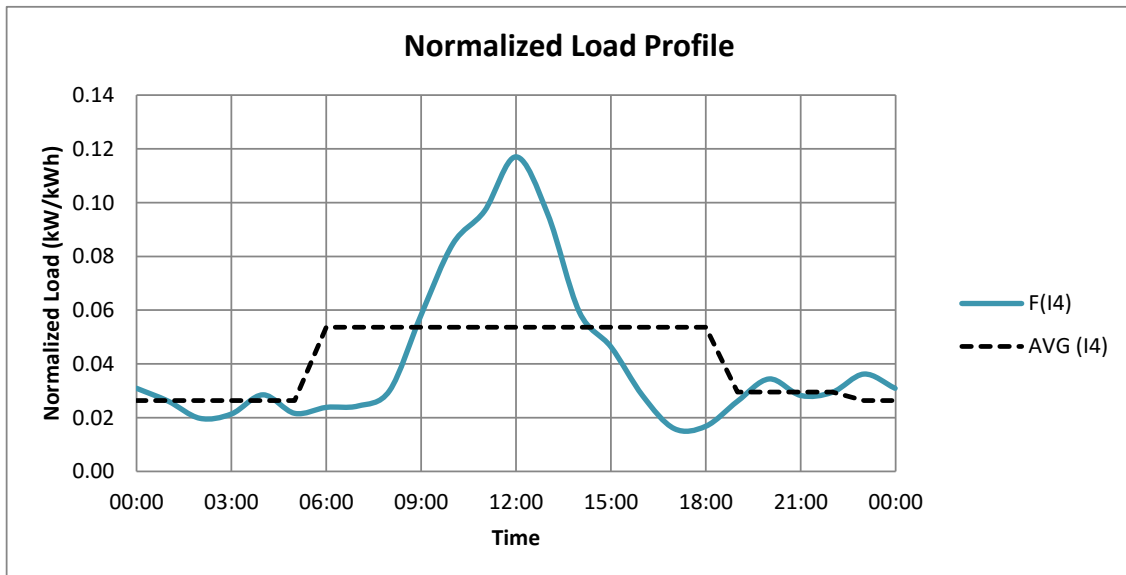
f(I3) Load Profile of the consumer
F(I3) Normalized Load Profile of the consumer
AVG (I3) TOU wise Average Normalized Load Profile of the consumer



Account No. 2199001806
 Address 1/47 A,
 Makuluduwa,
 Piliyandala.
 Tariff Category **Industrial**

	Time interval	f(I4)	F(I4)	AVG (I4)
TOU 3	23.30 - 00.30	0.4832	0.0309	0.0264
TOU 3	00.30 - 01.30	0.4086	0.0261	0.0264
TOU 3	01.30 - 02.30	0.3089	0.0198	0.0264
TOU 3	02.30 - 03.30	0.3339	0.0214	0.0264
TOU 3	03.30 - 04.30	0.4454	0.0285	0.0264
TOU 3	04.30 - 05.30	0.3375	0.0216	0.0264
TOU 1	05.30 - 06.30	0.3725	0.0238	0.0536
TOU 1	06.30 - 07.30	0.3804	0.0243	0.0536
TOU 1	07.30 - 08.30	0.4693	0.0300	0.0536
TOU 1	08.30 - 09.30	0.9111	0.0583	0.0536
TOU 1	09.30 - 10.30	1.3225	0.0846	0.0536
TOU 1	10.30 - 11.30	1.5136	0.0969	0.0536
TOU 1	11.30 - 12.30	1.8289	0.1170	0.0536
TOU 1	12.30 - 13.30	1.4964	0.0958	0.0536
TOU 1	13.30 - 14.30	0.9264	0.0593	0.0536
TOU 1	14.30 - 15.30	0.7239	0.0463	0.0536
TOU 1	15.30 - 16.30	0.4404	0.0282	0.0536
TOU 1	16.30 - 17.30	0.2489	0.0159	0.0536
TOU 1	17.30 - 18.30	0.2629	0.0168	0.0536
TOU 2	18.30 - 19.30	0.4079	0.0261	0.0295
TOU 2	19.30 - 20.30	0.5375	0.0344	0.0295
TOU 2	20.30 - 21.30	0.4414	0.0282	0.0295
TOU 2	21.30 - 22.30	0.4600	0.0294	0.0295
TOU 3	22.30 - 23.30	0.5661	0.0362	0.0264

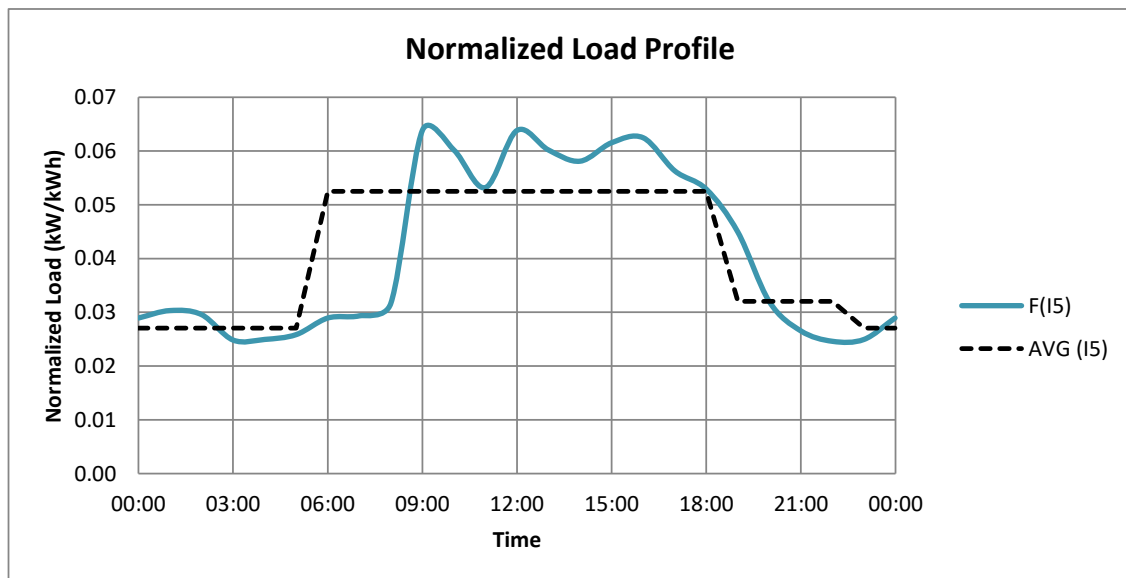
f(I4) Load Profile of the consumer
F(I4) Normalized Load Profile of the consumer
AVG (I4) TOU wise Average Normalized Load Profile of the consumer



Account No. **2111236103**
 Address 183/2,
 Main St,
 Attidiya,Dehiwala
 Tariff Category **Industrial**

	Time interval	f(I5)	F(I5)	AVG (I5)
TOU 3	23.30 - 00.30	0.3579	0.0289	0.0271
TOU 3	00.30 - 01.30	0.3750	0.0303	0.0271
TOU 3	01.30 - 02.30	0.3657	0.0296	0.0271
TOU 3	02.30 - 03.30	0.3071	0.0248	0.0271
TOU 3	03.30 - 04.30	0.3086	0.0250	0.0271
TOU 3	04.30 - 05.30	0.3196	0.0258	0.0271
TOU 1	05.30 - 06.30	0.3579	0.0289	0.0525
TOU 1	06.30 - 07.30	0.3629	0.0293	0.0525
TOU 1	07.30 - 08.30	0.3914	0.0317	0.0525
TOU 1	08.30 - 09.30	0.7893	0.0638	0.0525
TOU 1	09.30 - 10.30	0.7443	0.0602	0.0525
TOU 1	10.30 - 11.30	0.6579	0.0532	0.0525
TOU 1	11.30 - 12.30	0.7893	0.0638	0.0525
TOU 1	12.30 - 13.30	0.7443	0.0602	0.0525
TOU 1	13.30 - 14.30	0.7186	0.0581	0.0525
TOU 1	14.30 - 15.30	0.7611	0.0615	0.0525
TOU 1	15.30 - 16.30	0.7725	0.0625	0.0525
TOU 1	16.30 - 17.30	0.6964	0.0563	0.0525
TOU 1	17.30 - 18.30	0.6543	0.0529	0.0525
TOU 2	18.30 - 19.30	0.5557	0.0449	0.0320
TOU 2	19.30 - 20.30	0.3954	0.0320	0.0320
TOU 2	20.30 - 21.30	0.3282	0.0265	0.0320
TOU 2	21.30 - 22.30	0.3043	0.0246	0.0320
TOU 3	22.30 - 23.30	0.3086	0.0250	0.0271

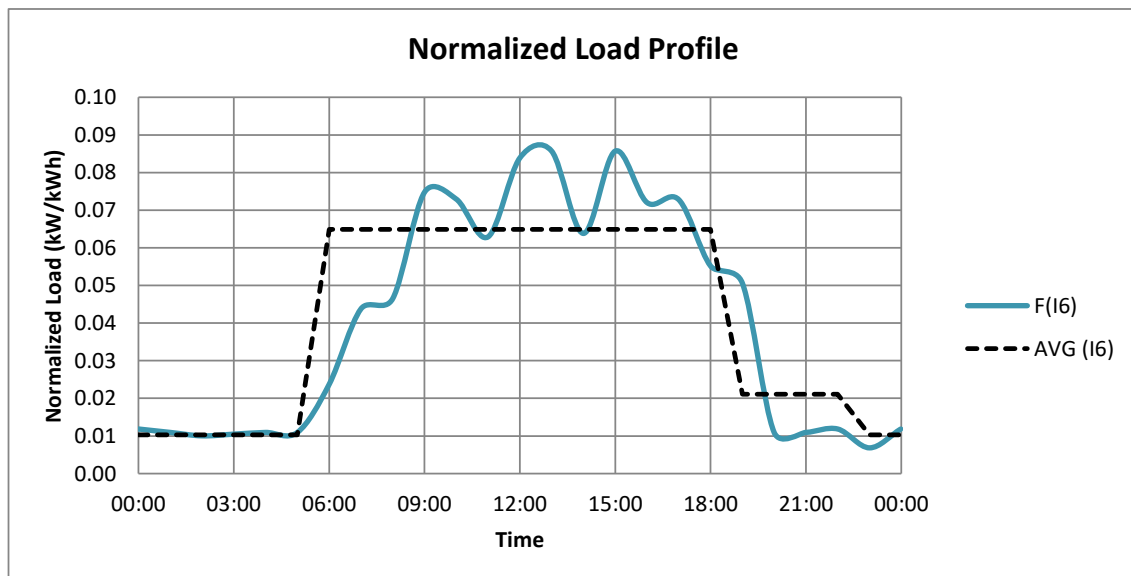
f(I5) Load Profile of the consumer
F(I5) NormalizedLoad Profile of the consumer
AVG (I5) TOU wise Avarage Normalized Load Profile of the consumer



Account No. **2198150818**
 Address 97/11,
 Sri Gnanendra rd,
 Rathmalana
 Tariff Category **Industrial**

	Time interval	f(I6)	F(I6)	AVG (I6)
TOU 3	23.30 - 00.30	0.1114	0.0119	0.0103
TOU 3	00.30 - 01.30	0.1029	0.0109	0.0103
TOU 3	01.30 - 02.30	0.0943	0.0100	0.0103
TOU 3	02.30 - 03.30	0.0986	0.0105	0.0103
TOU 3	03.30 - 04.30	0.1029	0.0109	0.0103
TOU 3	04.30 - 05.30	0.1029	0.0109	0.0103
TOU 1	05.30 - 06.30	0.2229	0.0237	0.0649
TOU 1	06.30 - 07.30	0.4114	0.0438	0.0649
TOU 1	07.30 - 08.30	0.4371	0.0465	0.0649
TOU 1	08.30 - 09.30	0.7029	0.0748	0.0649
TOU 1	09.30 - 10.30	0.6857	0.0729	0.0649
TOU 1	10.30 - 11.30	0.5914	0.0629	0.0649
TOU 1	11.30 - 12.30	0.7886	0.0839	0.0649
TOU 1	12.30 - 13.30	0.8057	0.0857	0.0649
TOU 1	13.30 - 14.30	0.6000	0.0638	0.0649
TOU 1	14.30 - 15.30	0.8057	0.0857	0.0649
TOU 1	15.30 - 16.30	0.6771	0.0720	0.0649
TOU 1	16.30 - 17.30	0.6843	0.0728	0.0649
TOU 1	17.30 - 18.30	0.5186	0.0552	0.0649
TOU 2	18.30 - 19.30	0.4757	0.0506	0.0211
TOU 2	19.30 - 20.30	0.1029	0.0109	0.0211
TOU 2	20.30 - 21.30	0.1029	0.0109	0.0211
TOU 2	21.30 - 22.30	0.1114	0.0119	0.0211
TOU 3	22.30 - 23.30	0.0643	0.0068	0.0103

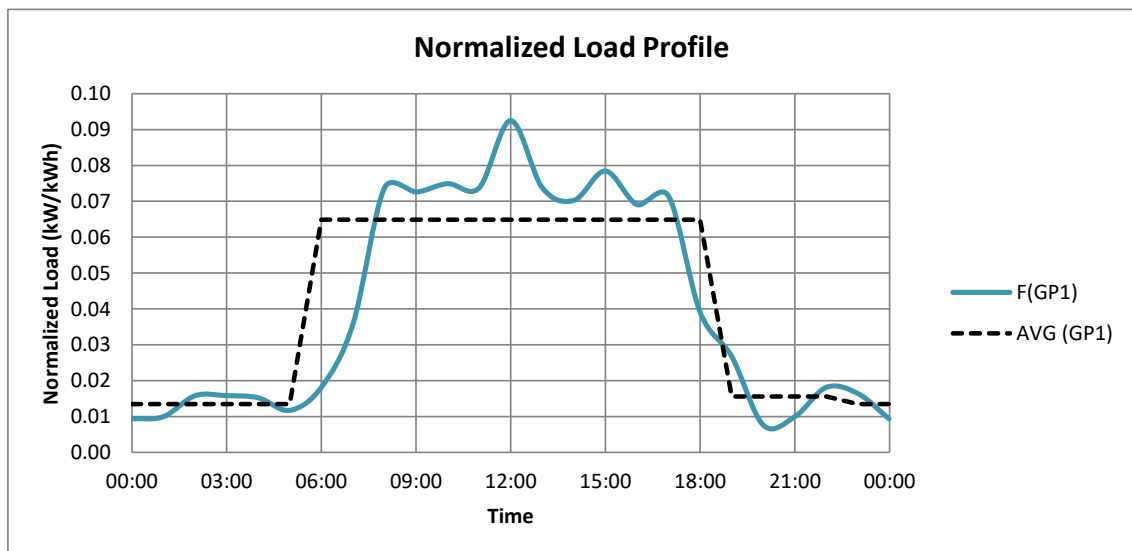
f(I6) Load Profile of the consumer
F(I6) NormalizedLoad Profile of the consumer
AVG (I6) TOU wise Avarage Normalized Load Profile of the consumer



Account No. **2191268919**
 Address No.360/B, Colombo Road,
 Bokundara,
 Piliyandala.
 Tariff Category **General Purpose**

	Time interval	f(GP1)	F(GP1)	AVG (GP1)
TOU 3	23.30 - 00.30	0.0571	0.0094	0.0135
TOU 3	00.30 - 01.30	0.0607	0.0100	0.0135
TOU 3	01.30 - 02.30	0.0964	0.0158	0.0135
TOU 3	02.30 - 03.30	0.0964	0.0158	0.0135
TOU 3	03.30 - 04.30	0.0929	0.0152	0.0135
TOU 3	04.30 - 05.30	0.0714	0.0117	0.0135
TOU 1	05.30 - 06.30	0.1107	0.0181	0.0649
TOU 1	06.30 - 07.30	0.2179	0.0357	0.0649
TOU 1	07.30 - 08.30	0.4500	0.0738	0.0649
TOU 1	08.30 - 09.30	0.4429	0.0726	0.0649
TOU 1	09.30 - 10.30	0.4571	0.0749	0.0649
TOU 1	10.30 - 11.30	0.4500	0.0738	0.0649
TOU 1	11.30 - 12.30	0.5643	0.0925	0.0649
TOU 1	12.30 - 13.30	0.4500	0.0738	0.0649
TOU 1	13.30 - 14.30	0.4286	0.0702	0.0649
TOU 1	14.30 - 15.30	0.4786	0.0784	0.0649
TOU 1	15.30 - 16.30	0.4214	0.0691	0.0649
TOU 1	16.30 - 17.30	0.4357	0.0714	0.0649
TOU 1	17.30 - 18.30	0.2381	0.0390	0.0649
TOU 2	18.30 - 19.30	0.1631	0.0267	0.0156
TOU 2	19.30 - 20.30	0.0464	0.0076	0.0156
TOU 2	20.30 - 21.30	0.0607	0.0100	0.0156
TOU 2	21.30 - 22.30	0.1107	0.0181	0.0156
TOU 3	22.30 - 23.30	0.1000	0.0164	0.0135

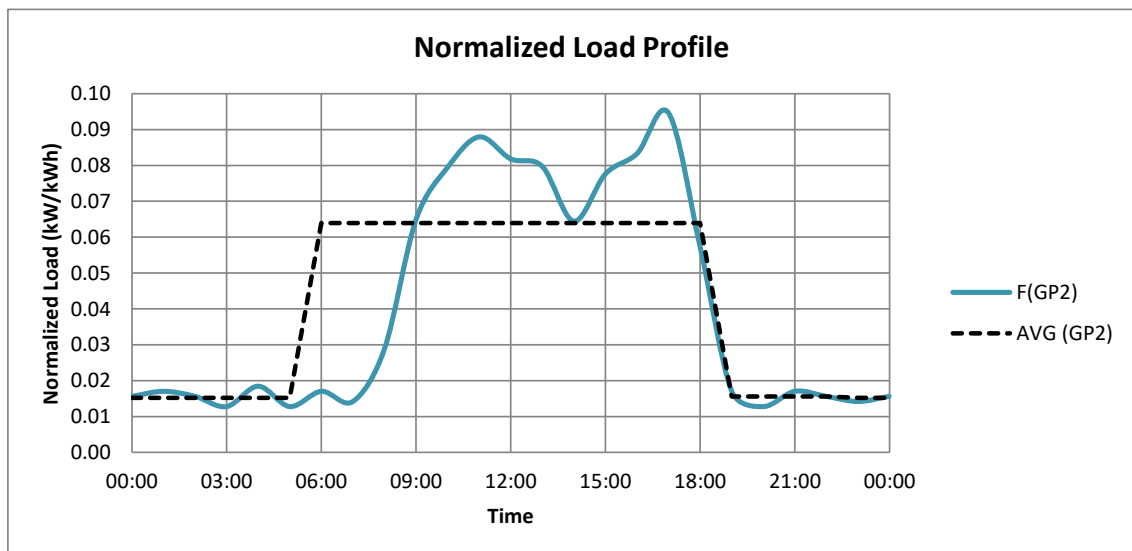
f(GP1) Load Profile of the consumer
F(GP1) Normalized Load Profile of the consumer
AVG (GP1) TOU wise Avarage Normalized Load Profile of the consumer



Account No. 2114171507
 Address 103/12,
 Halgahapokuna Rd,
 Piliyandala.
 Tariff Category **General Purpose**

	Time interval	f(GP2)	F(GP2)	AVG (GP2)
TOU 3	23.30 - 00.30	0.0471	0.0156	0.0152
TOU 3	00.30 - 01.30	0.0514	0.0170	0.0152
TOU 3	01.30 - 02.30	0.0471	0.0156	0.0152
TOU 3	02.30 - 03.30	0.0386	0.0128	0.0152
TOU 3	03.30 - 04.30	0.0557	0.0184	0.0152
TOU 3	04.30 - 05.30	0.0386	0.0128	0.0152
TOU 1	05.30 - 06.30	0.0514	0.0170	0.0639
TOU 1	06.30 - 07.30	0.0429	0.0142	0.0639
TOU 1	07.30 - 08.30	0.0872	0.0289	0.0639
TOU 1	08.30 - 09.30	0.1961	0.0649	0.0639
TOU 1	09.30 - 10.30	0.2401	0.0795	0.0639
TOU 1	10.30 - 11.30	0.2657	0.0880	0.0639
TOU 1	11.30 - 12.30	0.2471	0.0818	0.0639
TOU 1	12.30 - 13.30	0.2408	0.0797	0.0639
TOU 1	13.30 - 14.30	0.1947	0.0645	0.0639
TOU 1	14.30 - 15.30	0.2346	0.0776	0.0639
TOU 1	15.30 - 16.30	0.2516	0.0833	0.0639
TOU 1	16.30 - 17.30	0.2858	0.0946	0.0639
TOU 1	17.30 - 18.30	0.1729	0.0572	0.0639
TOU 2	18.30 - 19.30	0.0514	0.0170	0.0156
TOU 2	19.30 - 20.30	0.0386	0.0128	0.0156
TOU 2	20.30 - 21.30	0.0514	0.0170	0.0156
TOU 2	21.30 - 22.30	0.0471	0.0156	0.0156
TOU 3	22.30 - 23.30	0.0429	0.0142	0.0152

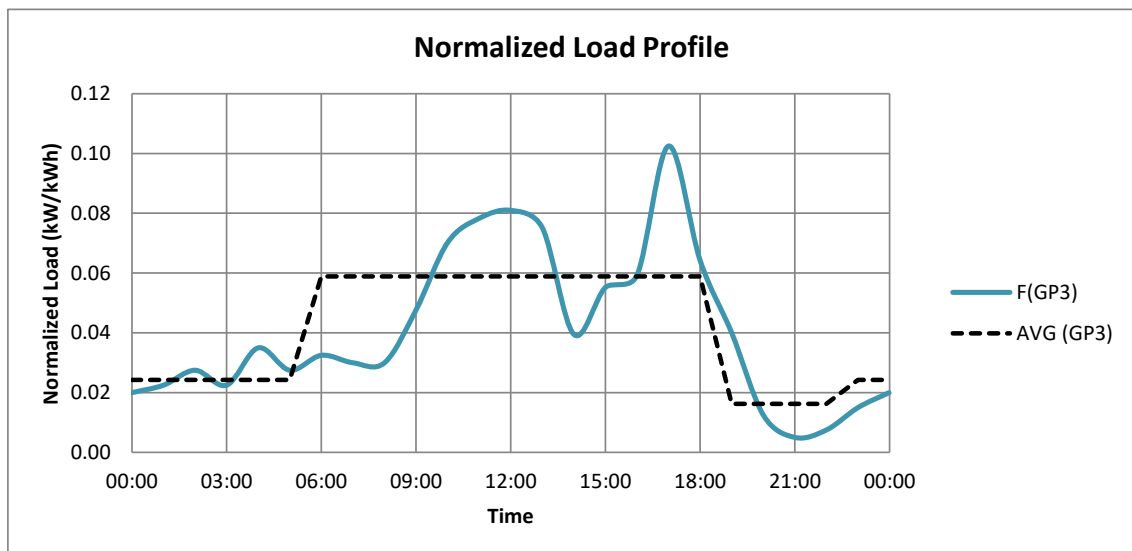
f(GP2) Load Profile of the consumer
F(GP2) Normalized Load Profile of the consumer
AVG (GP2) TOU wise Average Normalized Load Profile of the consumer



Account No. **2190441110**
 Address 45/2, Colombo Rd,
 Jaliyagoda,
 Piliyandala.
 Tariff Category **General Purpose**

	Time interval	f(GP3)	F(GP3)	AVG (GP3)
TOU 3	23.30 - 00.30	0.0343	0.0200	0.0243
TOU 3	00.30 - 01.30	0.0386	0.0225	0.0243
TOU 3	01.30 - 02.30	0.0471	0.0275	0.0243
TOU 3	02.30 - 03.30	0.0386	0.0225	0.0243
TOU 3	03.30 - 04.30	0.0600	0.0350	0.0243
TOU 3	04.30 - 05.30	0.0471	0.0275	0.0243
TOU 1	05.30 - 06.30	0.0557	0.0325	0.0589
TOU 1	06.30 - 07.30	0.0514	0.0300	0.0589
TOU 1	07.30 - 08.30	0.0514	0.0300	0.0589
TOU 1	08.30 - 09.30	0.0818	0.0477	0.0589
TOU 1	09.30 - 10.30	0.1204	0.0702	0.0589
TOU 1	10.30 - 11.30	0.1344	0.0783	0.0589
TOU 1	11.30 - 12.30	0.1389	0.0810	0.0589
TOU 1	12.30 - 13.30	0.1289	0.0751	0.0589
TOU 1	13.30 - 14.30	0.0677	0.0395	0.0589
TOU 1	14.30 - 15.30	0.0947	0.0552	0.0589
TOU 1	15.30 - 16.30	0.1017	0.0593	0.0589
TOU 1	16.30 - 17.30	0.1759	0.1025	0.0589
TOU 1	17.30 - 18.30	0.1101	0.0641	0.0589
TOU 2	18.30 - 19.30	0.0686	0.0400	0.0162
TOU 2	19.30 - 20.30	0.0214	0.0125	0.0162
TOU 2	20.30 - 21.30	0.0086	0.0050	0.0162
TOU 2	21.30 - 22.30	0.0129	0.0075	0.0162
TOU 3	22.30 - 23.30	0.0257	0.0150	0.0243

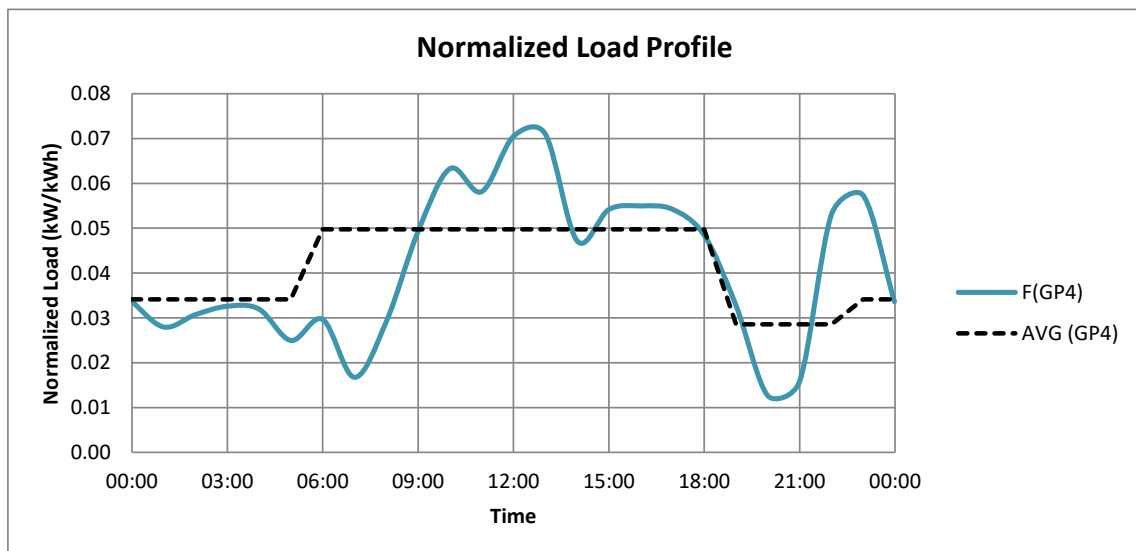
f(GP3) Load Profile of the consumer
F(GP3) NormalizedLoad Profile of the consumer
AVG (GP3) TOU wise Avarage Normalized Load Profile of the consumer



Account No. **2114082806**
 Address 141/7, Paligedara,
 Makuluduwa,
 Piliyandala.
 Tariff Category **General Purpose**

	Time interval	f(GP4)	F(GP4)	AVG (GP4)
TOU 3	23.30 - 00.30	0.2557	0.0336	0.0341
TOU 3	00.30 - 01.30	0.2129	0.0280	0.0341
TOU 3	01.30 - 02.30	0.2339	0.0307	0.0341
TOU 3	02.30 - 03.30	0.2482	0.0326	0.0341
TOU 3	03.30 - 04.30	0.2432	0.0319	0.0341
TOU 3	04.30 - 05.30	0.1900	0.0250	0.0341
TOU 1	05.30 - 06.30	0.2257	0.0296	0.0497
TOU 1	06.30 - 07.30	0.1275	0.0167	0.0497
TOU 1	07.30 - 08.30	0.2221	0.0292	0.0497
TOU 1	08.30 - 09.30	0.3754	0.0493	0.0497
TOU 1	09.30 - 10.30	0.4818	0.0633	0.0497
TOU 1	10.30 - 11.30	0.4429	0.0582	0.0497
TOU 1	11.30 - 12.30	0.5368	0.0705	0.0497
TOU 1	12.30 - 13.30	0.5407	0.0710	0.0497
TOU 1	13.30 - 14.30	0.3593	0.0472	0.0497
TOU 1	14.30 - 15.30	0.4125	0.0542	0.0497
TOU 1	15.30 - 16.30	0.4186	0.0550	0.0497
TOU 1	16.30 - 17.30	0.4129	0.0542	0.0497
TOU 1	17.30 - 18.30	0.3686	0.0484	0.0497
TOU 2	18.30 - 19.30	0.2493	0.0327	0.0286
TOU 2	19.30 - 20.30	0.0961	0.0126	0.0286
TOU 2	20.30 - 21.30	0.1207	0.0159	0.0286
TOU 2	21.30 - 22.30	0.4039	0.0530	0.0286
TOU 3	22.30 - 23.30	0.4364	0.0573	0.0341

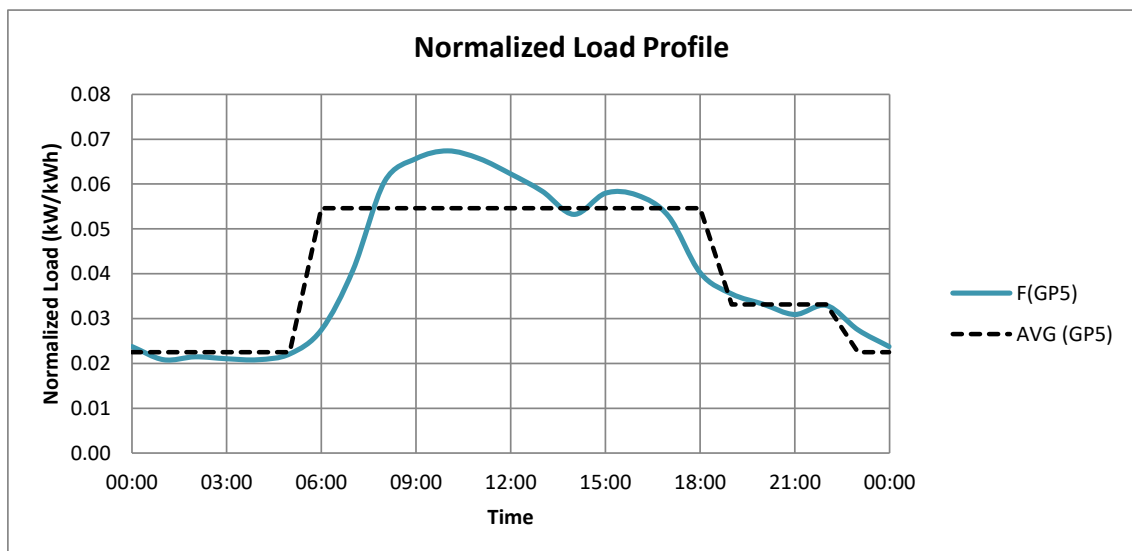
f(GP4) Load Profile of the consumer
F(GP4) NormalizedLoad Profile of the consumer
AVG (GP4) TOU wise Avarage Normalized Load Profile of the consumer



Account No. 2114223507
 Address 433/2,
 Colombo Rd,
 Piliyandala.
 Tariff Category **General Purpose**

	Time interval	f(GP5)	F(GP5)	AVG (GP5)
TOU 3	23.30 - 00.30	0.1976	0.0238	0.0225
TOU 3	00.30 - 01.30	0.1732	0.0208	0.0225
TOU 3	01.30 - 02.30	0.1786	0.0215	0.0225
TOU 3	02.30 - 03.30	0.1750	0.0210	0.0225
TOU 3	03.30 - 04.30	0.1732	0.0208	0.0225
TOU 3	04.30 - 05.30	0.1839	0.0221	0.0225
TOU 1	05.30 - 06.30	0.2286	0.0275	0.0546
TOU 1	06.30 - 07.30	0.3393	0.0408	0.0546
TOU 1	07.30 - 08.30	0.5036	0.0605	0.0546
TOU 1	08.30 - 09.30	0.5464	0.0657	0.0546
TOU 1	09.30 - 10.30	0.5607	0.0674	0.0546
TOU 1	10.30 - 11.30	0.5464	0.0657	0.0546
TOU 1	11.30 - 12.30	0.5179	0.0623	0.0546
TOU 1	12.30 - 13.30	0.4857	0.0584	0.0546
TOU 1	13.30 - 14.30	0.4429	0.0532	0.0546
TOU 1	14.30 - 15.30	0.4821	0.0580	0.0546
TOU 1	15.30 - 16.30	0.4786	0.0575	0.0546
TOU 1	16.30 - 17.30	0.4393	0.0528	0.0546
TOU 1	17.30 - 18.30	0.3345	0.0402	0.0546
TOU 2	18.30 - 19.30	0.2952	0.0355	0.0331
TOU 2	19.30 - 20.30	0.2762	0.0332	0.0331
TOU 2	20.30 - 21.30	0.2571	0.0309	0.0331
TOU 2	21.30 - 22.30	0.2738	0.0329	0.0331
TOU 3	22.30 - 23.30	0.2286	0.0275	0.0225

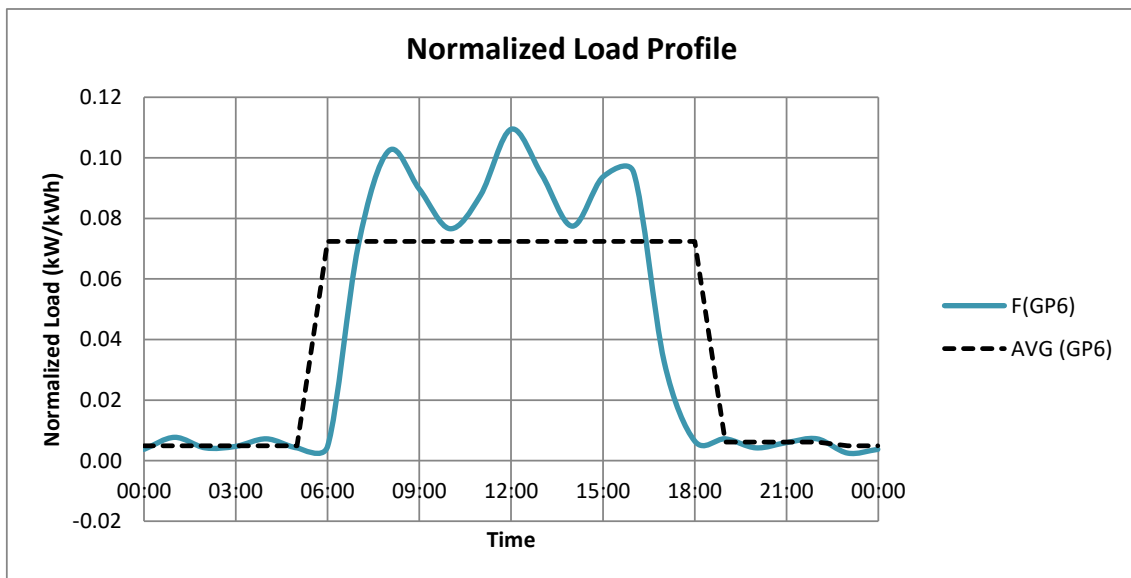
f(GP5) Load Profile of the consumer
F(GP5) NormalizedLoad Profile of the consumer
AVG (GP5) TOU wise Avarage Normalized Load Profile of the consumer



Account No. 2112177508
 Address 336/D, Colombo Rd,
 Jaliyagoda,
 Piliyandala.
 Tariff Category General Purpose

	Time interval	f(GP6)	F(GP6)	AVG (GP6)
TOU 3	23.30 - 00.30	0.0643	0.0037	0.0049
TOU 3	00.30 - 01.30	0.1329	0.0077	0.0049
TOU 3	01.30 - 02.30	0.0729	0.0042	0.0049
TOU 3	02.30 - 03.30	0.0814	0.0047	0.0049
TOU 3	03.30 - 04.30	0.1243	0.0072	0.0049
TOU 3	04.30 - 05.30	0.0729	0.0042	0.0049
TOU 1	05.30 - 06.30	0.0814	0.0047	0.0724
TOU 1	06.30 - 07.30	1.2239	0.0709	0.0724
TOU 1	07.30 - 08.30	1.7668	0.1023	0.0724
TOU 1	08.30 - 09.30	1.5479	0.0896	0.0724
TOU 1	09.30 - 10.30	1.3225	0.0766	0.0724
TOU 1	10.30 - 11.30	1.5136	0.0877	0.0724
TOU 1	11.30 - 12.30	1.8900	0.1095	0.0724
TOU 1	12.30 - 13.30	1.6307	0.0944	0.0724
TOU 1	13.30 - 14.30	1.3371	0.0774	0.0724
TOU 1	14.30 - 15.30	1.6179	0.0937	0.0724
TOU 1	15.30 - 16.30	1.6446	0.0952	0.0724
TOU 1	16.30 - 17.30	0.5643	0.0327	0.0724
TOU 1	17.30 - 18.30	0.1114	0.0065	0.0724
TOU 2	18.30 - 19.30	0.1243	0.0072	0.0061
TOU 2	19.30 - 20.30	0.0729	0.0042	0.0061
TOU 2	20.30 - 21.30	0.1029	0.0060	0.0061
TOU 2	21.30 - 22.30	0.1243	0.0072	0.0061
TOU 3	22.30 - 23.30	0.0429	0.0025	0.0049

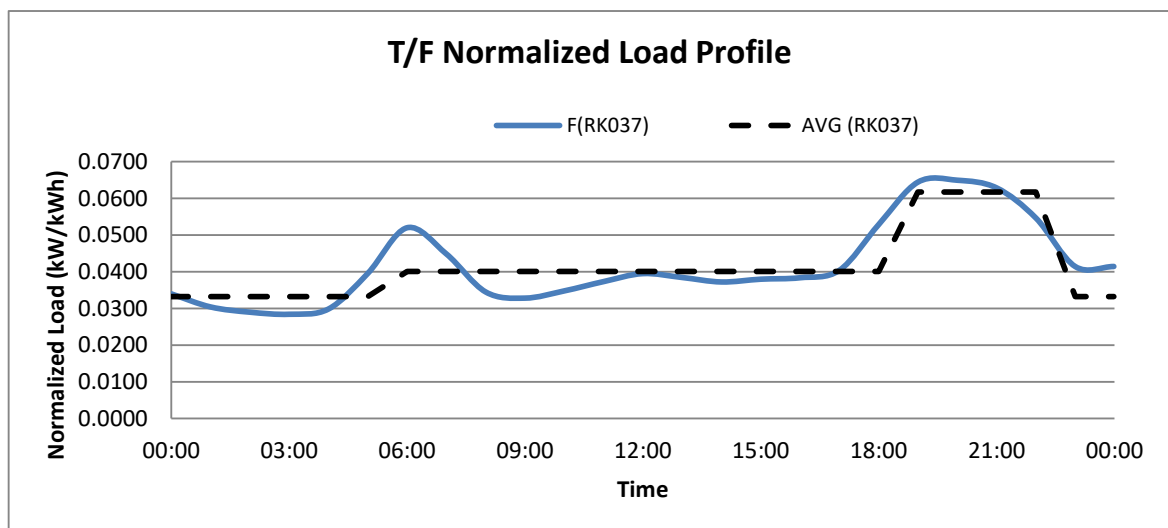
f(GP6) Load Profile of the consumer
F(GP6) Normalized Load Profile of the consumer
AVG (GP6) TOU wise Average Normalized Load Profile of the consumer



T/F Name: Hilcrest Wattha
SIN No: RK 037
Tariff Group: Group 1
Time interval: From 02 nd October 2015 to 30 th November 2015

	Time interval	f(RK037)	F(RK037)	AVG (RK037)
TOU 3	23.30 - 00.30	51.5893	0.0339	0.0332
TOU 3	00.30 - 01.30	46.1786	0.0304	0.0332
TOU 3	01.30 - 02.30	44.0107	0.0290	0.0332
TOU 3	02.30 - 03.30	43.1500	0.0284	0.0332
TOU 3	03.30 - 04.30	45.3286	0.0298	0.0332
TOU 3	04.30 - 05.30	60.0750	0.0395	0.0332
TOU 1	05.30 - 06.30	78.9857	0.0520	0.0401
TOU 1	06.30 - 07.30	68.1214	0.0448	0.0401
TOU 1	07.30 - 08.30	52.3857	0.0345	0.0401
TOU 1	08.30 - 09.30	49.8393	0.0328	0.0401
TOU 1	09.30 - 10.30	52.8286	0.0348	0.0401
TOU 1	10.30 - 11.30	56.6857	0.0373	0.0401
TOU 1	11.30 - 12.30	59.9893	0.0395	0.0401
TOU 1	12.30 - 13.30	58.3786	0.0384	0.0401
TOU 1	13.30 - 14.30	56.5250	0.0372	0.0401
TOU 1	14.30 - 15.30	57.6786	0.0380	0.0401
TOU 1	15.30 - 16.30	58.2786	0.0383	0.0401
TOU 1	16.30 - 17.30	61.3393	0.0404	0.0401
TOU 1	17.30 - 18.30	80.2964	0.0528	0.0401
TOU 2	18.30 - 19.30	97.8929	0.0644	0.0617
TOU 2	19.30 - 20.30	98.6643	0.0649	0.0617
TOU 2	20.30 - 21.30	95.5000	0.0628	0.0617
TOU 2	21.30 - 22.30	83.0179	0.0546	0.0617
TOU 3	22.30 - 23.30	62.9357	0.0414	0.0332

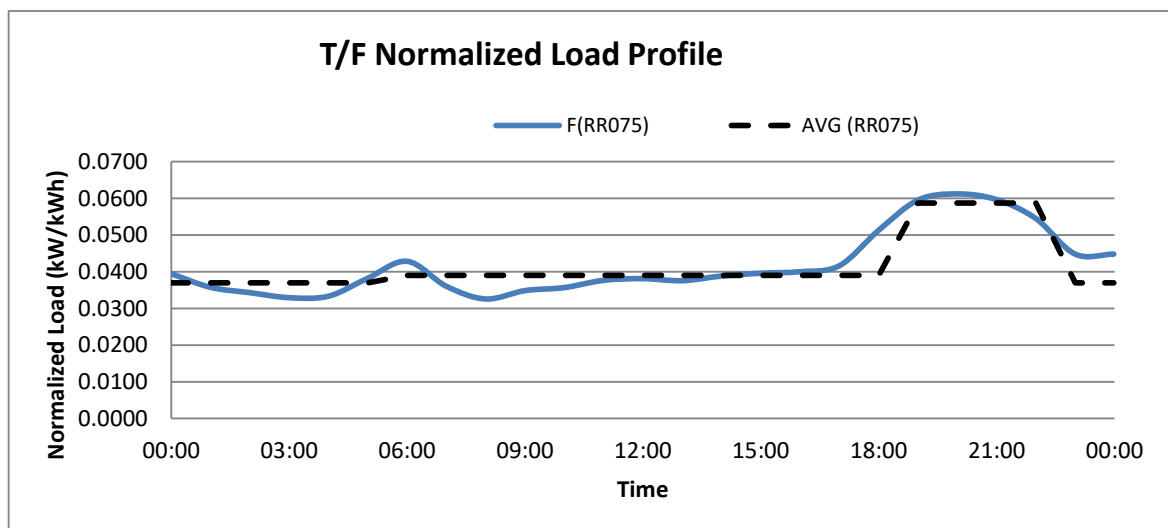
f(RK037) Load Profile of the T/F
 F(RK037) Normalized Load Profile of the T/F
 AVG (RK037) TOU wise Avarage Normalized Load Profile of the T/F



T/F Name: Manthreemulla
SIN No: RR 075
Tariff Group: Group 1
Time interval: From 02 nd October 2015 to 30 th November 2015

	Time interval	f(RR075)	F(RR075)	AVG (RR075)
TOU 3	23.30 - 00.30	120.4179	0.0394	0.0370
TOU 3	00.30 - 01.30	109.0536	0.0357	0.0370
TOU 3	01.30 - 02.30	104.6536	0.0343	0.0370
TOU 3	02.30 - 03.30	100.5000	0.0329	0.0370
TOU 3	03.30 - 04.30	101.7000	0.0333	0.0370
TOU 3	04.30 - 05.30	116.6857	0.0382	0.0370
TOU 1	05.30 - 06.30	130.7643	0.0428	0.0390
TOU 1	06.30 - 07.30	109.9643	0.0360	0.0390
TOU 1	07.30 - 08.30	99.4143	0.0326	0.0390
TOU 1	08.30 - 09.30	106.3786	0.0348	0.0390
TOU 1	09.30 - 10.30	108.8679	0.0357	0.0390
TOU 1	10.30 - 11.30	114.9143	0.0376	0.0390
TOU 1	11.30 - 12.30	116.3286	0.0381	0.0390
TOU 1	12.30 - 13.30	114.6107	0.0375	0.0390
TOU 1	13.30 - 14.30	118.4964	0.0388	0.0390
TOU 1	14.30 - 15.30	120.8179	0.0396	0.0390
TOU 1	15.30 - 16.30	122.0893	0.0400	0.0390
TOU 1	16.30 - 17.30	127.0607	0.0416	0.0390
TOU 1	17.30 - 18.30	156.5786	0.0513	0.0390
TOU 2	18.30 - 19.30	181.6750	0.0595	0.0587
TOU 2	19.30 - 20.30	186.8107	0.0612	0.0587
TOU 2	20.30 - 21.30	182.0821	0.0596	0.0587
TOU 2	21.30 - 22.30	166.2964	0.0545	0.0587
TOU 3	22.30 - 23.30	136.7250	0.0448	0.0370

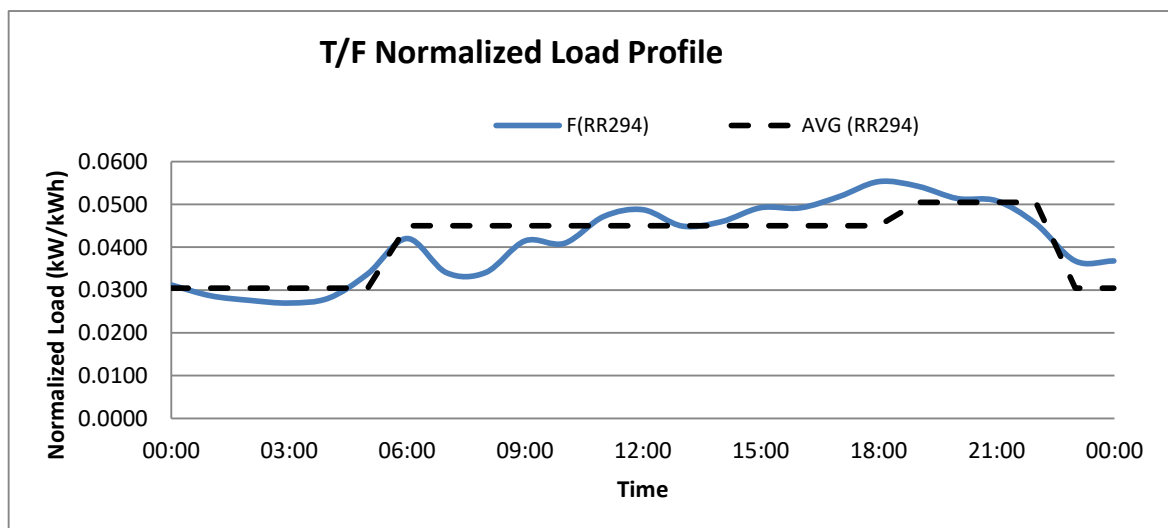
f(RR075) Load Profile of the T/F
F(RR075) Normalized Load Profile of the T/F
AVG (RR075) TOU wise Average Normalized Load Profile of the T/F



T/F Name: Ekamuthu Mw
SIN No: RR 294
Tariff Group: Group 2
Time interval: From 14 th October 2015 to 11 th November 2015

	Time interval	f(RR294)	F(RR294)	AVG (RR294)
TOU 3	23.30 - 00.30	48.1179	0.0312	0.0304
TOU 3	00.30 - 01.30	44.2250	0.0287	0.0304
TOU 3	01.30 - 02.30	42.5679	0.0276	0.0304
TOU 3	02.30 - 03.30	41.6071	0.0270	0.0304
TOU 3	03.30 - 04.30	43.3500	0.0281	0.0304
TOU 3	04.30 - 05.30	52.1321	0.0338	0.0304
TOU 1	05.30 - 06.30	64.8643	0.0420	0.0450
TOU 1	06.30 - 07.30	52.5536	0.0341	0.0450
TOU 1	07.30 - 08.30	52.6107	0.0341	0.0450
TOU 1	08.30 - 09.30	64.0071	0.0415	0.0450
TOU 1	09.30 - 10.30	63.1071	0.0409	0.0450
TOU 1	10.30 - 11.30	72.7857	0.0472	0.0450
TOU 1	11.30 - 12.30	75.2464	0.0488	0.0450
TOU 1	12.30 - 13.30	69.3536	0.0449	0.0450
TOU 1	13.30 - 14.30	70.9393	0.0460	0.0450
TOU 1	14.30 - 15.30	75.9857	0.0492	0.0450
TOU 1	15.30 - 16.30	75.9036	0.0492	0.0450
TOU 1	16.30 - 17.30	80.0036	0.0518	0.0450
TOU 1	17.30 - 18.30	85.3750	0.0553	0.0450
TOU 2	18.30 - 19.30	83.6893	0.0542	0.0505
TOU 2	19.30 - 20.30	79.2679	0.0514	0.0505
TOU 2	20.30 - 21.30	78.4571	0.0508	0.0505
TOU 2	21.30 - 22.30	70.2000	0.0455	0.0505
TOU 3	22.30 - 23.30	56.7750	0.0368	0.0304

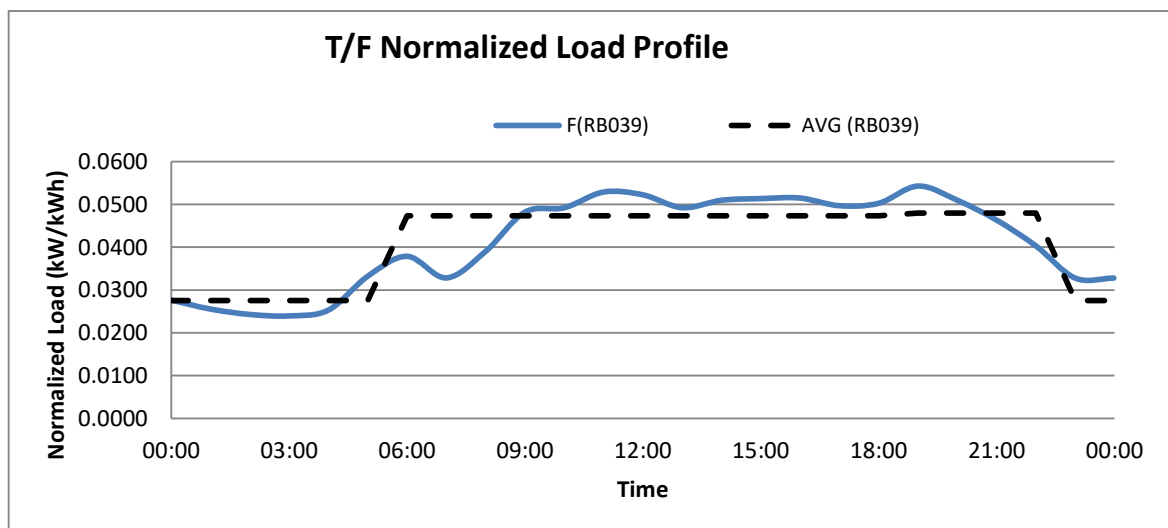
f(RR294) Load Profile of the T/F
F(RR294) Normalized Load Profile of the T/F
AVG (RR294) TOU wise Average Normalized Load Profile of the T/F



T/F Name: Puwakgashandiya
SIN No: RB 039
Tariff Group: Group 2
Time interval: From 08 th October 2015 to 05 th November 2015

	Time interval	f(RB039)	F(RB039)	AVG (RB039)
TOU 3	23.30 - 00.30	45.9464	0.0276	0.0275
TOU 3	00.30 - 01.30	42.4607	0.0255	0.0275
TOU 3	01.30 - 02.30	40.3786	0.0243	0.0275
TOU 3	02.30 - 03.30	39.8179	0.0240	0.0275
TOU 3	03.30 - 04.30	42.0893	0.0253	0.0275
TOU 3	04.30 - 05.30	55.2321	0.0332	0.0275
TOU 1	05.30 - 06.30	62.9536	0.0379	0.0473
TOU 1	06.30 - 07.30	54.5607	0.0328	0.0473
TOU 1	07.30 - 08.30	64.8964	0.0390	0.0473
TOU 1	08.30 - 09.30	80.1357	0.0482	0.0473
TOU 1	09.30 - 10.30	81.8107	0.0492	0.0473
TOU 1	10.30 - 11.30	87.9107	0.0529	0.0473
TOU 1	11.30 - 12.30	86.8286	0.0522	0.0473
TOU 1	12.30 - 13.30	81.8321	0.0492	0.0473
TOU 1	13.30 - 14.30	84.7071	0.0510	0.0473
TOU 1	14.30 - 15.30	85.3643	0.0514	0.0473
TOU 1	15.30 - 16.30	85.5786	0.0515	0.0473
TOU 1	16.30 - 17.30	82.6036	0.0497	0.0473
TOU 1	17.30 - 18.30	83.5464	0.0503	0.0473
TOU 2	18.30 - 19.30	90.2286	0.0543	0.0480
TOU 2	19.30 - 20.30	84.7179	0.0510	0.0480
TOU 2	20.30 - 21.30	77.0179	0.0463	0.0480
TOU 2	21.30 - 22.30	66.9929	0.0403	0.0480
TOU 3	22.30 - 23.30	54.5036	0.0328	0.0275

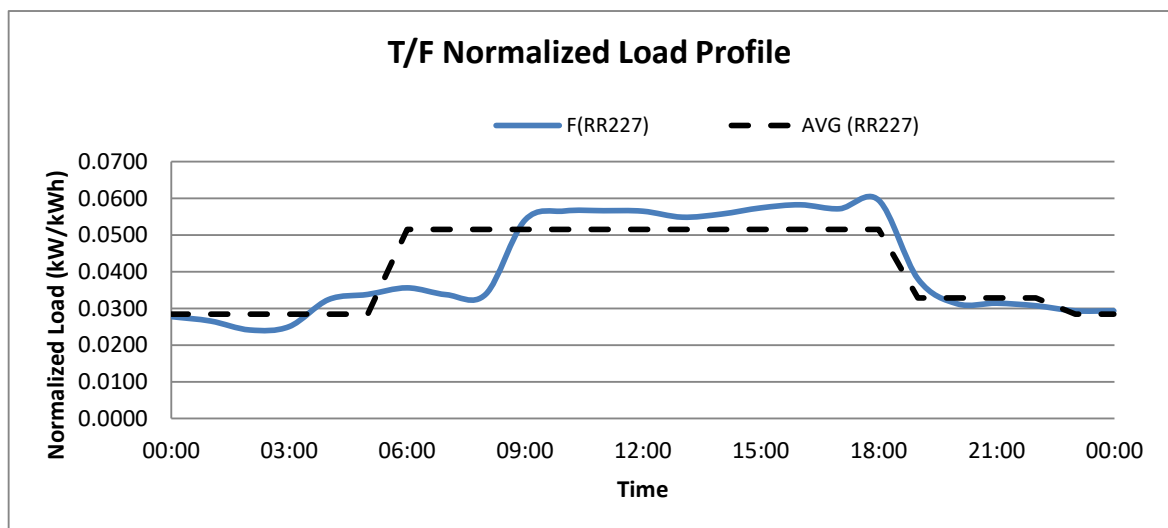
f(RB039) Load Profile of the T/F
F(RB039) Normalized Load Profile of the T/F
AVG (RB039) TOU wise Average Normalized Load Profile of the T/F



T/F Name: Borupana 4th Lane
SIN No: RR 227
Tariff Group: Group 3
Time interval: From 02 nd October 2015 to 30 th November 2015

	Time interval	f(RR227)	F(RR227)	AVG (RR227)
TOU 3	23.30 - 00.30	92.3000	0.0277	0.0284
TOU 3	00.30 - 01.30	88.3179	0.0265	0.0284
TOU 3	01.30 - 02.30	80.2071	0.0241	0.0284
TOU 3	02.30 - 03.30	83.2714	0.0250	0.0284
TOU 3	03.30 - 04.30	107.7643	0.0324	0.0284
TOU 3	04.30 - 05.30	112.4429	0.0338	0.0284
TOU 1	05.30 - 06.30	118.4000	0.0356	0.0515
TOU 1	06.30 - 07.30	112.2000	0.0337	0.0515
TOU 1	07.30 - 08.30	112.5643	0.0338	0.0515
TOU 1	08.30 - 09.30	179.8250	0.0541	0.0515
TOU 1	09.30 - 10.30	188.0536	0.0565	0.0515
TOU 1	10.30 - 11.30	188.3357	0.0566	0.0515
TOU 1	11.30 - 12.30	187.8893	0.0565	0.0515
TOU 1	12.30 - 13.30	182.4714	0.0549	0.0515
TOU 1	13.30 - 14.30	185.3071	0.0557	0.0515
TOU 1	14.30 - 15.30	190.8929	0.0574	0.0515
TOU 1	15.30 - 16.30	193.7179	0.0582	0.0515
TOU 1	16.30 - 17.30	190.1107	0.0571	0.0515
TOU 1	17.30 - 18.30	197.8750	0.0595	0.0515
TOU 2	18.30 - 19.30	126.4214	0.0380	0.0328
TOU 2	19.30 - 20.30	103.9464	0.0312	0.0328
TOU 2	20.30 - 21.30	104.4893	0.0314	0.0328
TOU 2	21.30 - 22.30	102.1643	0.0307	0.0328
TOU 3	22.30 - 23.30	97.5857	0.0293	0.0284

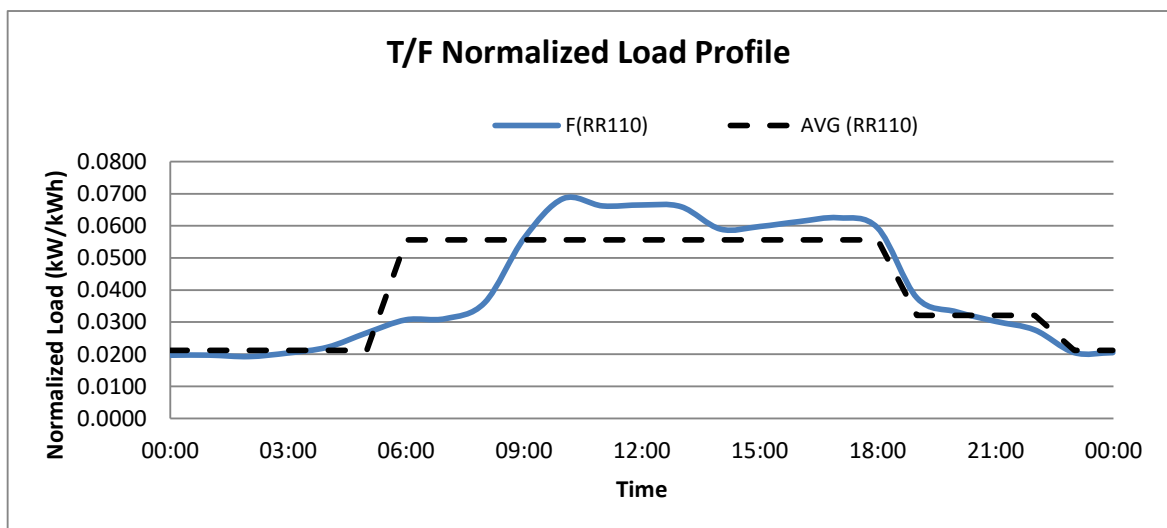
f(RR227) Load Profile of the T/F
 F(RR227) Normalized Load Profile of the T/F
 AVG (RR227) TOU wise Average Normalized Load Profile of the T/F



T/F Name: Bakery Juntion
SIN No: RR 110
Tariff Group: Group 3
Time interval: From 02 nd October 2015 to 30 th November 2015

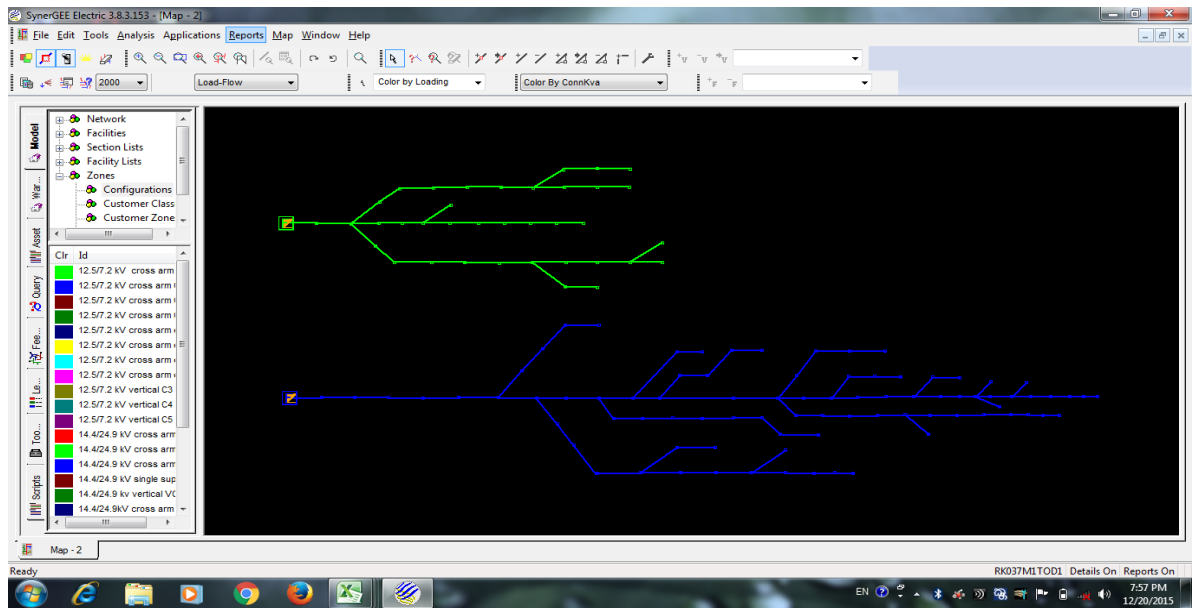
	Time interval	f(RR110)	F(RR110)	AVG (RR110)
TOU 3	23.30 - 00.30	11.3107	0.0197	0.0212
TOU 3	00.30 - 01.30	11.3179	0.0197	0.0212
TOU 3	01.30 - 02.30	11.0607	0.0193	0.0212
TOU 3	02.30 - 03.30	11.7071	0.0204	0.0212
TOU 3	03.30 - 04.30	12.7357	0.0222	0.0212
TOU 3	04.30 - 05.30	15.3036	0.0267	0.0212
TOU 1	05.30 - 06.30	17.6393	0.0307	0.0556
TOU 1	06.30 - 07.30	17.8429	0.0311	0.0556
TOU 1	07.30 - 08.30	20.7000	0.0361	0.0556
TOU 1	08.30 - 09.30	32.1964	0.0561	0.0556
TOU 1	09.30 - 10.30	39.3143	0.0685	0.0556
TOU 1	10.30 - 11.30	37.9929	0.0662	0.0556
TOU 1	11.30 - 12.30	38.1679	0.0665	0.0556
TOU 1	12.30 - 13.30	37.8500	0.0659	0.0556
TOU 1	13.30 - 14.30	33.8500	0.0590	0.0556
TOU 1	14.30 - 15.30	34.3179	0.0598	0.0556
TOU 1	15.30 - 16.30	35.1964	0.0613	0.0556
TOU 1	16.30 - 17.30	35.8750	0.0625	0.0556
TOU 1	17.30 - 18.30	34.0571	0.0593	0.0556
TOU 2	18.30 - 19.30	21.5429	0.0375	0.0321
TOU 2	19.30 - 20.30	19.0679	0.0332	0.0321
TOU 2	20.30 - 21.30	17.3536	0.0302	0.0321
TOU 2	21.30 - 22.30	15.8143	0.0276	0.0321
TOU 3	22.30 - 23.30	11.7750	0.0205	0.0212

f(RR110) Load Profile of the T/F
 F(RR110) NormalizedLoad Profile of the T/F
 AVG (RR110) TOU wise Avarage Normalized Load Profile of the T/F



T/F Name: Hilcrest Wattha
 SIN No: RK 037
 Tariff Group: Group 1

Layout of LV feeders



Load flow analysis results for the feeders of different TOU's.

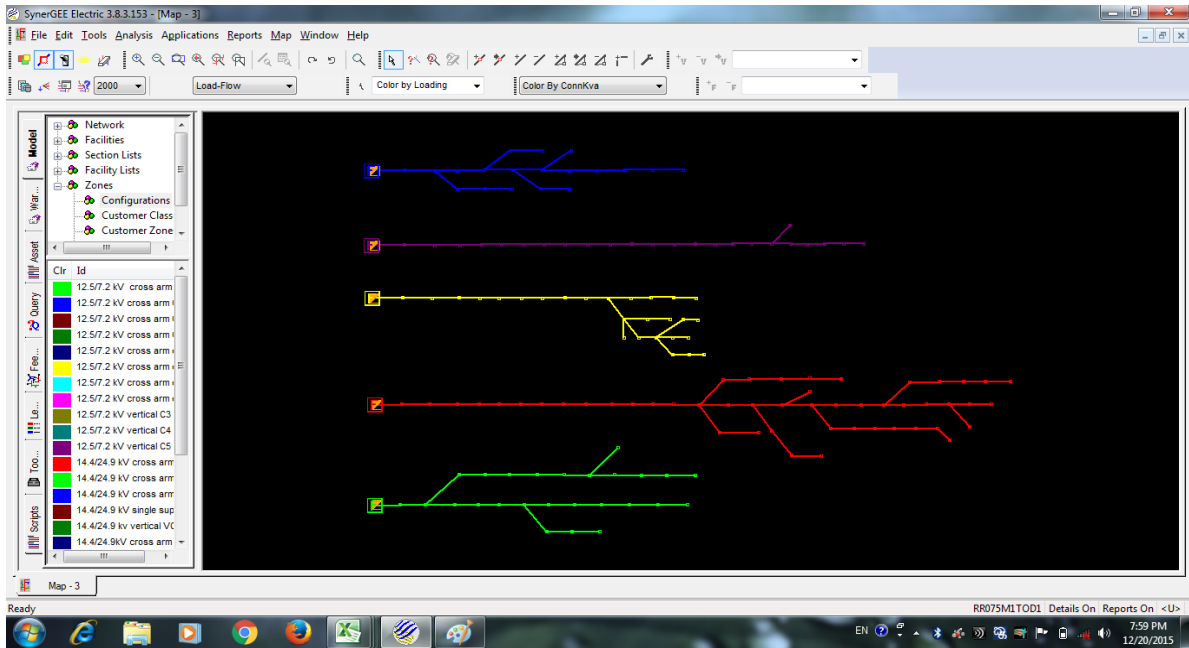
TOU1																	
Source ID	Demand				Amps					Volts		Connected		Load		Loss	
	kW	kvar	kVA	pf	Avg	%	% lmb	Neut	Avg	%lmb	C.Cust	c.kVA	kW	kvar	kW	%	
FEEDER1	16	5	16	95	24	---	4.99	3	100	0	0	0	16	5	0	0.35	
FEEDER2	35	12	37	94	53	---	3.32	1	100	0	0	0	33	11	1	3.41	
Totals	50	17	53	95	N/A	N/A	N/A	N/A	N/A	N/A	0	0	49	16	1	2.46	

TOU2																	
Source ID	Demand				Amps					Volts		Connected		Load		Loss	
	kW	kvar	kVA	pf	Avg	%	% lmb	Neut	Avg	%lmb	C.Cust	c.kVA	kW	kvar	kW	%	
FEEDER1	24	4	25	99	36	---	8.16	4	100	0	0	0	24	4	0	0.52	
FEEDER2	56	12	57	98	82	---	3.58	7	100	0	0	0	53	10	3	5.19	
Totals	80	16	82	98	N/A	N/A	N/A	N/A	N/A	N/A	0	0	77	14	3	3.76	

TOU3																	
Source ID	Demand				Amps					Volts		Connected		Load		Loss	
	kW	kvar	kVA	pf	Avg	%	% lmb	Neut	Avg	%lmb	C.Cust	c.kVA	kW	kvar	kW	%	
FEEDER1	14	2	14	99	20	---	9.06	4	100	0	0	0	14	2	0	0.29	
FEEDER2	29	6	30	98	43	---	2.4	3	100	0	0	0	28	6	1	2.66	
Totals	43	8	44	98	N/A	N/A	N/A	N/A	N/A	N/A	0	0	42	8	1	1.91	

T/F Name: Manthreemulla
 SIN No: RR 075
 Tariff Group: Group 1

Layout of LV feeders



Load flow analysis results for the feeders of different TOU's.

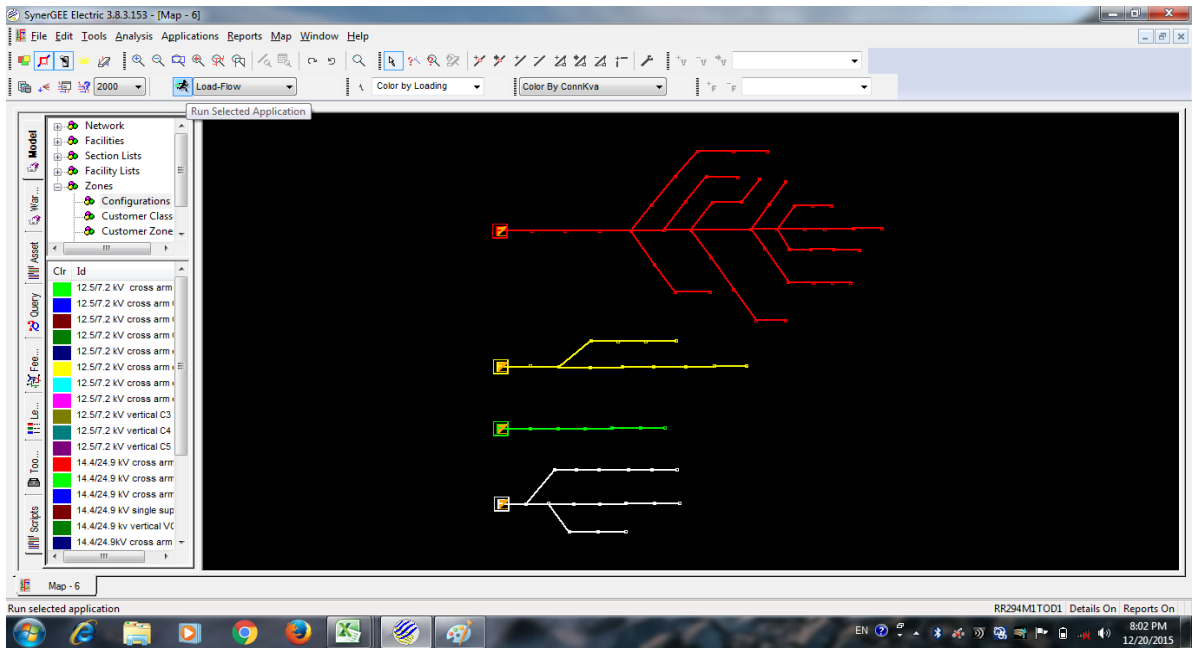
TOU1																
Source ID	Demand				Amps				Volts		Connected		Load		Loss	
	kW	kvar	kVA	pf	Avg	%	% lmb	Neut	Avg	%lmb	C.Cust	c.kVA	kW	kvar	kW	%
FEEDER1	16	7	17	91	25	---	7.46	3	100	0	0	0	16	7	0	1.23
FEEDER2	13	7	15	90	22	---	13.72	5	100	0	0	0	13	7	0	0.93
FEEDER3	26	12	28	91	41	---	3.29	3	100	0	0	0	25	12	1	2.86
FEEDER4	19	9	21	90	30	---	15.5	6	100	0	0	0	19	9	0	0.65
FEEDER5	10	4	10	92	15	---	19.61	4	100	0	0	0	10	4	0	0.27
Totals	83	39	92	91	N/A	N/A	N/A	N/A	N/A	N/A	0	0	82	38	1	1.44

TOU2																
Source ID	Demand				Amps				Volts		Connected		Load		Loss	
	kW	kvar	kVA	pf	Avg	%	% lmb	Neut	Avg	%lmb	C.Cust	c.kVA	kW	kvar	kW	%
FEEDER1	25	8	26	95	38	---	12.24	6	100	0	0	0	24	8	0	1.83
FEEDER2	23	7	24	95	35	---	15.58	9	100	0	0	0	23	7	0	1.4
FEEDER3	41	14	44	94	63	---	2.76	3	100	0	0	0	40	14	2	4.21
FEEDER4	27	9	29	95	41	---	1.84	2	100	0	0	0	27	9	0	0.78
FEEDER5	16	5	17	95	24	---	10.61	5	100	0	0	0	16	5	0	0.37
Totals	132	44	139	95	N/A	N/A	N/A	N/A	N/A	N/A	0	0	129	44	3	2.11

TOU3																
Source ID	Demand				Amps				Volts		Connected		Load		Loss	
	kW	kvar	kVA	pf	Avg	%	% lmb	Neut	Avg	%lmb	C.Cust	c.kVA	kW	kvar	kW	%
FEEDER1	13	6	14	92	21	---	12.69	4	100	0	0	0	13	6	0	1.03
FEEDER2	12	6	13	90	19	---	16.76	5	100	0	0	0	12	6	0	0.81
FEEDER3	22	9	24	92	35	---	6.43	4	100	0	0	0	21	9	1	2.4
FEEDER4	15	6	16	92	23	---	7.78	1	100	0	0	0	15	6	0	0.45
FEEDER5	8	4	9	91	13	---	15.11	2	100	0	0	0	8	4	0	0.21
Totals	71	31	77	92	N/A	N/A	N/A	N/A	N/A	N/A	0	0	70	31	1	1.2

T/F Name: Ekamuthu Mw
 SIN No: RR 294
 Tariff Group: Group 2

Layout of LV feeders



Load flow analysis results for the feeders of different TOU's.

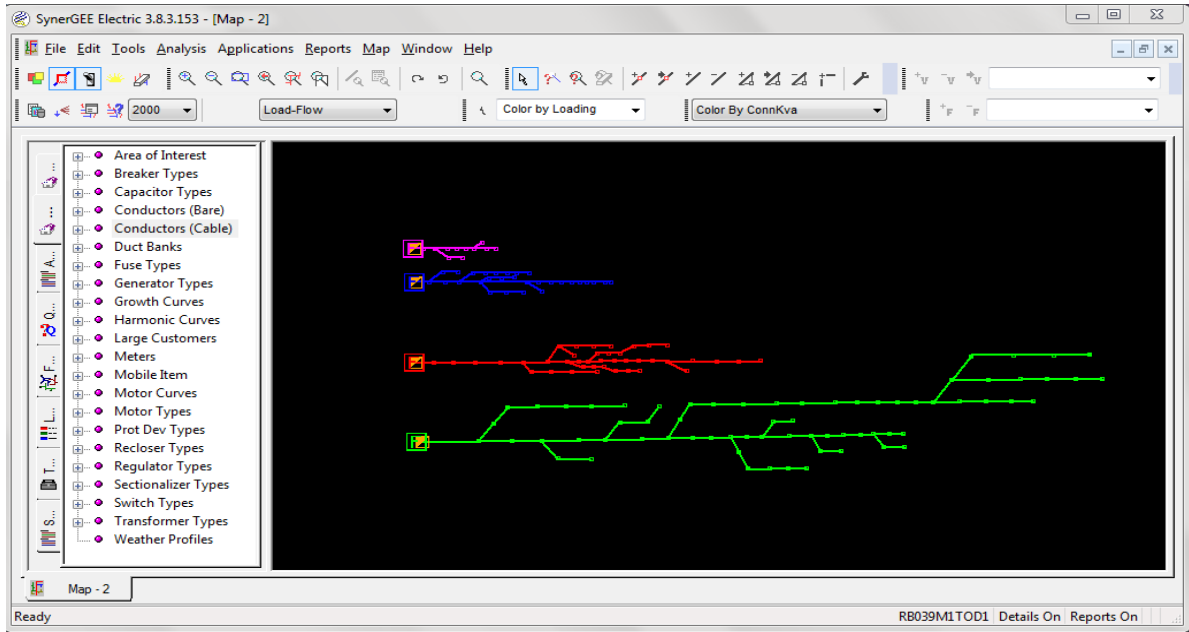
TOU1																
Source ID	Demand				Amps				Volts		Connected		Load		Loss	
	kW	kvar	kVA	pf	Avg	%	% lmb	Neut	Avg	%lmb	C.Cust	c.kVA	kW	kvar	kW	%
FEEDER1	19	7	21	93	30	---	14.94	8	100	0	0	0	19	7	0	0.98
FEEDER2	24	10	26	93	38	---	6.4	4	100	0	0	0	24	10	0	1.04
FEEDER3	5	2	5	93	7	---	24.47	3	100	0	0	0	5	2	0	0.09
FEEDER4	10	4	10	93	15	---	10.97	2	100	0	0	0	10	4	0	0.15
Totals	58	23	62	93	N/A	N/A	N/A	N/A	N/A	N/A	0	0	58	22	0	0.79

TOU2																
Source ID	Demand				Amps				Volts		Connected		Load		Loss	
	kW	kvar	kVA	pf	Avg	%	% lmb	Neut	Avg	%lmb	C.Cust	c.kVA	kW	kvar	kW	%
FEEDER1	29	4	29	99	42	---	7.92	7	100	0	0	0	29	4	0	1.42
FEEDER2	17	3	17	99	25	---	10.02	4	100	0	0	0	17	3	0	0.57
FEEDER3	8	1	8	99	12	---	21.98	4	100	0	0	0	8	1	0	0.13
FEEDER4	13	2	13	99	18	---	19.76	5	100	0	0	0	13	2	0	0.21
Totals	67	10	68	99	N/A	N/A	N/A	N/A	N/A	N/A	0	0	66	9	1	0.82

TOU3																
Source ID	Demand				Amps				Volts		Connected		Load		Loss	
	kW	kvar	kVA	pf	Avg	%	% lmb	Neut	Avg	%lmb	C.Cust	c.kVA	kW	kvar	kW	%
FEEDER1	16	4	17	97	24	---	7.53	4	100	0	0	0	16	4	0	0.81
FEEDER2	12	3	13	97	18	---	5.83	2	100	0	0	0	12	3	0	0.45
FEEDER3	4	1	5	95	7	---	22.37	2	100	0	0	0	4	1	0	0.07
FEEDER4	7	2	7	98	11	---	14.92	2	100	0	0	0	7	2	0	0.12
Totals	40	10	41	97	N/A	N/A	N/A	N/A	N/A	N/A	0	0	40	10	0	0.5

T/F Name: Puwagashandiya
 SIN No: RB 039
 Tariff Group: Group 2

Layout of LV feeders



Load flow analysis results for the feeders of different TOU's.

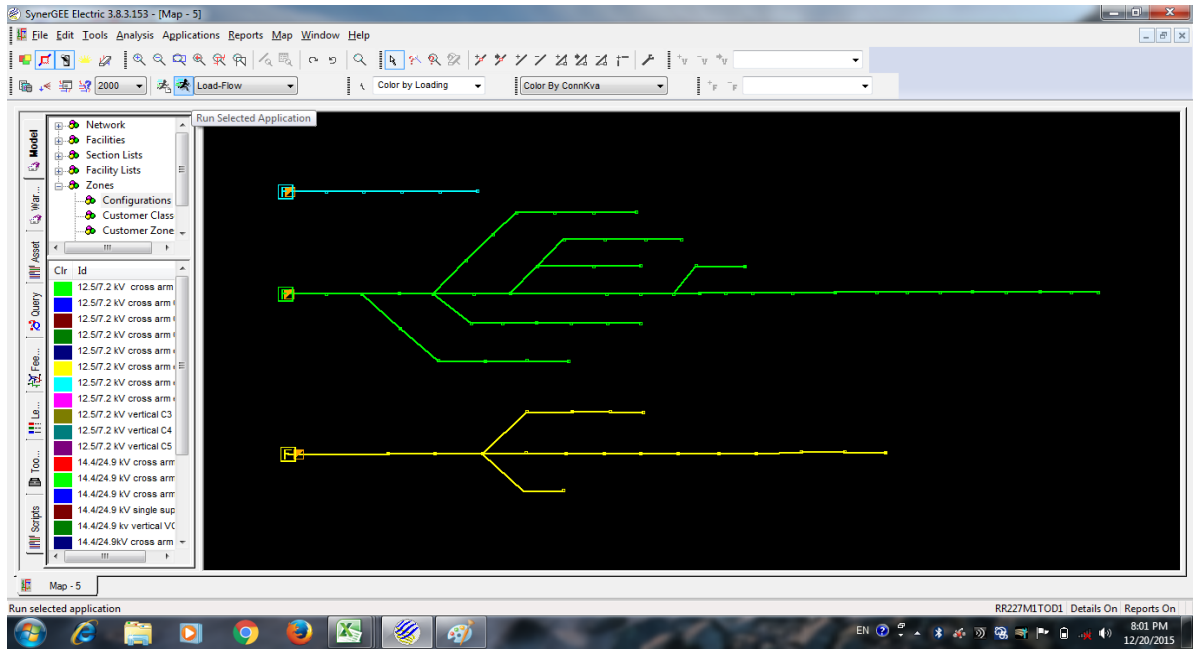
TOU1																
Source ID	Demand				Amps				Volts		Connected		Load		Loss	
	kW	kvar	kVA	pf	Avg	%	% lmb	Neut	Avg	%lmb	C.Cust	c.kVA	kW	kvar	kW	%
Feeder 1	9	3	9	93	13	---	5.42	1	100	0	0	0	9	3	0	0.27
Feeder 2	16	6	17	93	24	---	21.19	7	100	0	0	0	15	6	0	0.88
Feeder 3	14	6	15	93	22	---	29.73	10	100	0	0	0	14	6	0	1.78
Feeder 4	29	10	30	94	44	---	1.48	1	100	0	0	0	27	10	2	6.15
Totals	67	26	72	93	N/A	N/A	N/A	N/A	N/A	N/A	0	0	65	25	2	3.24

TOU2																
Source ID	Demand				Amps				Volts		Connected		Load		Loss	
	kW	kvar	kVA	pf	Avg	%	% lmb	Neut	Avg	%lmb	C.Cust	c.kVA	kW	kvar	kW	%
Feeder 1	4	0	4	100	6	---	14.61	1	100	0	0	0	4	0	0	0.14
Feeder 2	14	2	14	99	21	---	13.35	5	100	0	0	0	14	2	0	0.73
Feeder 3	15	3	16	99	23	---	14.45	5	100	0	0	0	15	3	0	1.44
Feeder 4	43	7	43	99	63	---	2.65	2	100	0	0	0	39	6	4	8.48
Totals	77	12	78	99	N/A	N/A	N/A	N/A	N/A	N/A	0	0	73	12	4	5.17

TOU3																
Source ID	Demand				Amps				Volts		Connected		Load		Loss	
	kW	kvar	kVA	pf	Avg	%	% lmb	Neut	Avg	%lmb	C.Cust	c.kVA	kW	kvar	kW	%
Feeder 1	3	1	3	95	5	---	7.67	1	100	0	0	0	3	1	0	0.1
Feeder 2	9	2	9	97	13	---	13.05	2	100	0	0	0	9	2	0	0.46
Feeder 3	9	3	9	96	13	---	16.46	3	100	0	0	0	9	3	0	0.9
Feeder 4	24	7	25	96	36	---	2.08	2	100	0	0	0	23	7	1	4.97
Totals	45	13	47	96	N/A	N/A	N/A	N/A	N/A	N/A	0	0	44	13	1	2.93

T/F Name: Borupana 4th Lane
 SIN No: RR 227
 Tariff Group: Group 3

Layout of LV feeders



Load flow analysis results for the feeders of different TOU's.

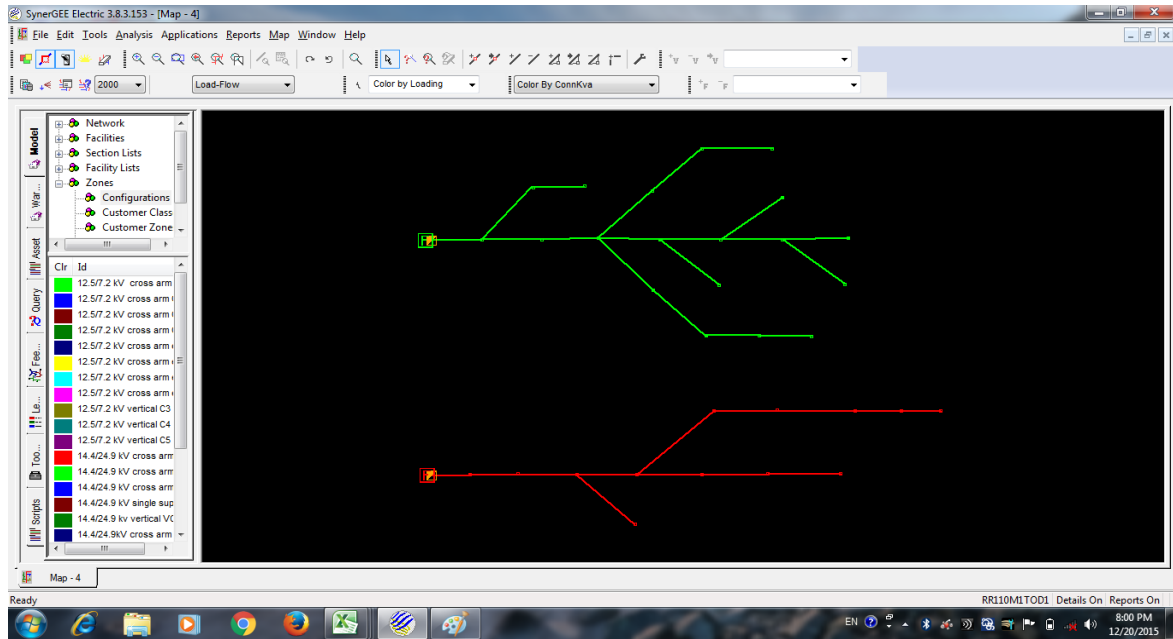
TOU1																
Source ID	Demand				Amps				Volts		Connected		Load		Loss	
	kW	kvar	kVA	pf	Avg	%	% lmb	Neut	Avg	%lmb	C.Cust	c.kVA	kW	kvar	kW	%
FEEDER2	28	8	29	96	42	---	10.82	7	100	0	0	0	27	8	0	1.03
FEEDER3	16	4	16	96	24	---	31.55	10	100	0	0	0	16	4	0	0.54
FEEDRE1	77	22	80	96	115	---	10.03	18	100	0	0	0	76	22	1	0.67
Totals	120	35	125	96	N/A	N/A	N/A	N/A	N/A	N/A	0	0	119	35	1	0.74

TOU2																
Source ID	Demand				Amps				Volts		Connected		Load		Loss	
	kW	kvar	kVA	pf	Avg	%	% lmb	Neut	Avg	%lmb	C.Cust	c.kVA	kW	kvar	kW	%
FEEDER2	27	7	28	97	40	---	15.34	9	100	0	0	0	27	7	0	0.92
FEEDER3	18	4	19	97	27	---	11.35	5	100	0	0	0	18	4	0	0.61
FEEDRE1	37	10	39	97	56	---	3.45	3	100	0	0	0	37	10	0	0.32
Totals	82	21	85	97	N/A	N/A	N/A	N/A	N/A	N/A	0	0	82	21	0	0.58

TOU3																
Source ID	Demand				Amps				Volts		Connected		Load		Loss	
	kW	kvar	kVA	pf	Avg	%	% lmb	Neut	Avg	%lmb	C.Cust	c.kVA	kW	kvar	kW	%
FEEDER2	17	5	17	96	25	---	15.68	5	100	0	0	0	17	5	0	0.58
FEEDER3	10	3	11	96	16	---	17.6	3	100	0	0	0	10	3	0	0.35
FEEDRE1	32	10	33	96	48	---	5.66	4	100	0	0	0	32	10	0	0.28
Totals	59	18	62	96	N/A	N/A	N/A	N/A	N/A	N/A	0	0	59	18	0	0.38

T/F Name: Bakery Juntion
 SIN No: RR 110
 Tariff Group: Group 3

Layout of LV feeders



Load flow analysis results for the feeders of different TOU's.

TOU1																	
Source ID	Demand				Amps				Volts		Connected		Load		Loss		
	kW	kvar	kVA	pf	Avg	%	% lmb	Neut	Avg	%lmb	C.Cust	c.kVA	kW	kvar	kW	%	
FEEDER1	79	24	82	96	119	---	15.6	26	100	0	0	0	76	23	3	3.98	
FEEDER2	14	4	15	95	21	---	29.3	9	100	0	0	0	14	4	0	0.63	
Totals	93	28	97	96	N/A	N/A	N/A	N/A	N/A	N/A	0	0	90	27	3	3.48	

TOU2																	
Source ID	Demand				Amps				Volts		Connected		Load		Loss		
	kW	kvar	kVA	pf	Avg	%	% lmb	Neut	Avg	%lmb	C.Cust	c.kVA	kW	kvar	kW	%	
FEEDER1	37	10	39	97	56	---	15.3	13	100	0	0	0	37	10	1	1.88	
FEEDER2	11	3	11	97	16	---	13.35	3	100	0	0	0	11	3	0	0.38	
Totals	49	13	50	97	N/A	N/A	N/A	N/A	N/A	N/A	0	0	48	12	1	1.54	

TOD3																	
Source ID	Demand				Amps				Volts		Connected		Load		Loss		
	kW	kvar	kVA	pf	Avg	%	% lmb	Neut	Avg	%lmb	C.Cust	c.kVA	kW	kvar	kW	%	
FEEDER1	31	8	32	97	46	---	14.63	10	100	0	0	0	31	8	0	1.54	
FEEDER2	7	1	7	98	11	---	16.79	3	100	0	0	0	7	1	0	0.25	
Totals	38	9	39	97	N/A	N/A	N/A	N/A	N/A	N/A	0	0	38	9	0	1.3	

- Power loss of feeder for different power levels - FLY

T/F No.	Feeder No.	Formula	Feeder Length (km)	Power Loss (%)				
				10kW	20kW	30kW	40kW	50kW
RK037	Feeder1	$y = 0.0215x$	1.05	0.22	0.43	0.65	0.86	1.08
	Feeder2	$y = 0.0987x$	2.45	0.99	1.97	2.96	3.95	4.94
RR227	Feeder1	$y = 0.0358x$	0.14	0.36	0.72	1.07	1.43	1.79
	Feeder2	$y = 0.0340x$	1.39	0.34	0.68	1.02	1.36	1.70
	Feeder3	$y = 0.0088x$	0.50	0.09	0.18	0.26	0.35	0.44
RR294	Feeder1	$y = 0.0499x$	1.14	0.50	1.00	1.50	2.00	2.50
	Feeder2	$y = 0.0397x$	0.34	0.40	0.79	1.19	1.59	1.99
	Feeder3	$y = 0.0169x$	0.14	0.17	0.34	0.51	0.68	0.85
	Feeder4	$y = 0.0499x$	0.50	0.50	1.00	1.50	2.00	2.50

Using these results, a relationship could be formed between feeder length and the power loss for each of the conductor types separately. Power Loss variation with feeder length under Constant load condition.

$$P_{Loss} = I^2 \times R_{Line}$$

$$P_{Loss} = I^2 \times \left(\frac{\rho l}{A} \right)$$

$$\text{if } P_{Out} = \text{Constant}$$

$$\therefore I = \text{Constant}$$

$$\frac{P_{Loss}}{P_{Out}} \% = k \times l$$

$$Y = m X$$

It can be deduced from above equation that there is a linear relationship between these parameters.

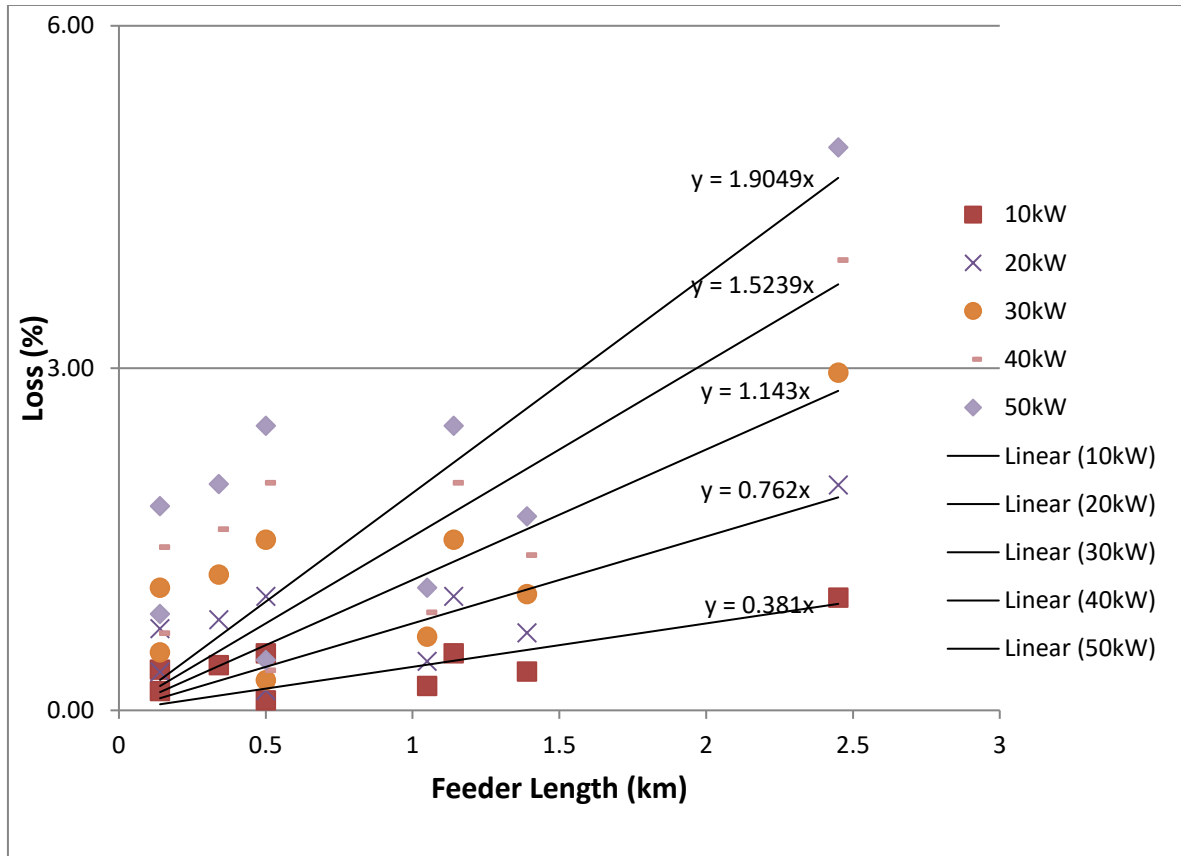


Figure: Feeder Lengths vs. Loss - FLY

Trend lines can be generated under different power levels. These trend lines are linear according to above equation.

Table: Trend line gradient – FLY

Feeder Load	Formula	Trend line Gradient
10kW	$y = 0.3810x$	0.3810
20kW	$y = 0.7620x$	0.7620
30kW	$y = 1.1430x$	1.1430
40kW	$y = 1.5239x$	1.5239
50kW	$y = 1.9049x$	1.9049

Equation for Power loss of feeder for distribution network with FLY conductor can be developed as shown below. Then relationships need to be developed between trend line gradient and feeder load.

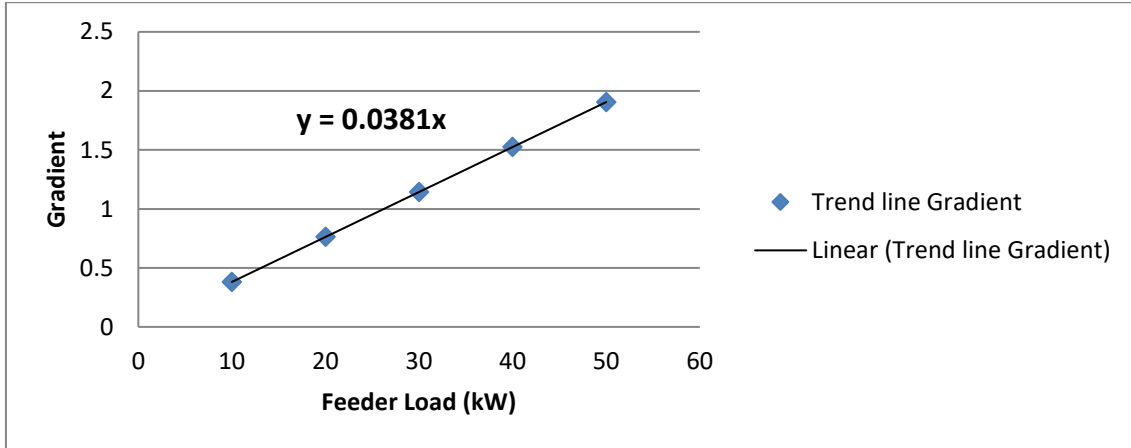


Figure: Trend line Gradient vs. Load - FLY

By using these obtained results, equations relevant to each of the feeders could be developed as shown below.

$$\frac{P_{Loss}}{P_{Out}} \% = k \times l$$

$$k = 0.0381 \times P_{Out}$$

$$\therefore \frac{P_{Loss}}{P_{Out}} \% = (0.0381 \times P_{Out}) \times l$$

Equation for Energy loss of transformer for distribution network with FLY conductor can be developed as shown below.

Percentage energy loss in different energy levels

Table: Percentage energy loss in different energy levels

T/F No.	T/F Line Length (km)	Energy Loss (%)					
		10,000 kWh/Month	20,000 kWh/Month	30,000 kWh/Month	40,000 kWh/Month	50,000 kWh/Month	60,000 kWh/Month
RK037	3.50	0.72	1.44	2.16	2.88	3.60	4.32
RR227	2.03	0.39	0.78	1.17	1.56	1.95	2.34
RR294	2.12	0.20	0.40	0.60	0.80	1.00	1.21
RR078	1.57	0.16	0.32	0.48	0.64	0.80	0.97
RK021	3.00	0.42	0.84	1.26	1.68	2.10	2.52
RK062	3.90	0.56	1.13	1.69	2.25	2.82	3.38
RB002	2.77	0.39	0.78	1.17	1.55	1.94	2.33
RK050	4.39	0.34	0.67	1.01	1.35	1.69	2.02
RR071	2.26	0.20	0.40	0.60	0.81	1.01	1.21
RB006	4.65	0.46	0.91	1.37	1.82	2.28	2.74

Using these results, a relationship could be formed between feeder length and the Energy loss for each of the conductor types separately. Power Loss variation with feeder length under Constant load condition.

$$E_{Loss} = I^2 \times R_{Line} \times t$$

$$E_{Loss} = I^2 \times \left(\frac{\rho l}{A} \right)$$

$$\text{if } E_{Out} = \text{Constant}$$

$$\therefore I = \text{Constant}$$

$$\frac{E_{Loss}}{E_{Out}} \% = k \times l$$

$$Y = m X$$

It can be deduced from above equation that there is a linear relationship between these parameters. By using thus obtained results,

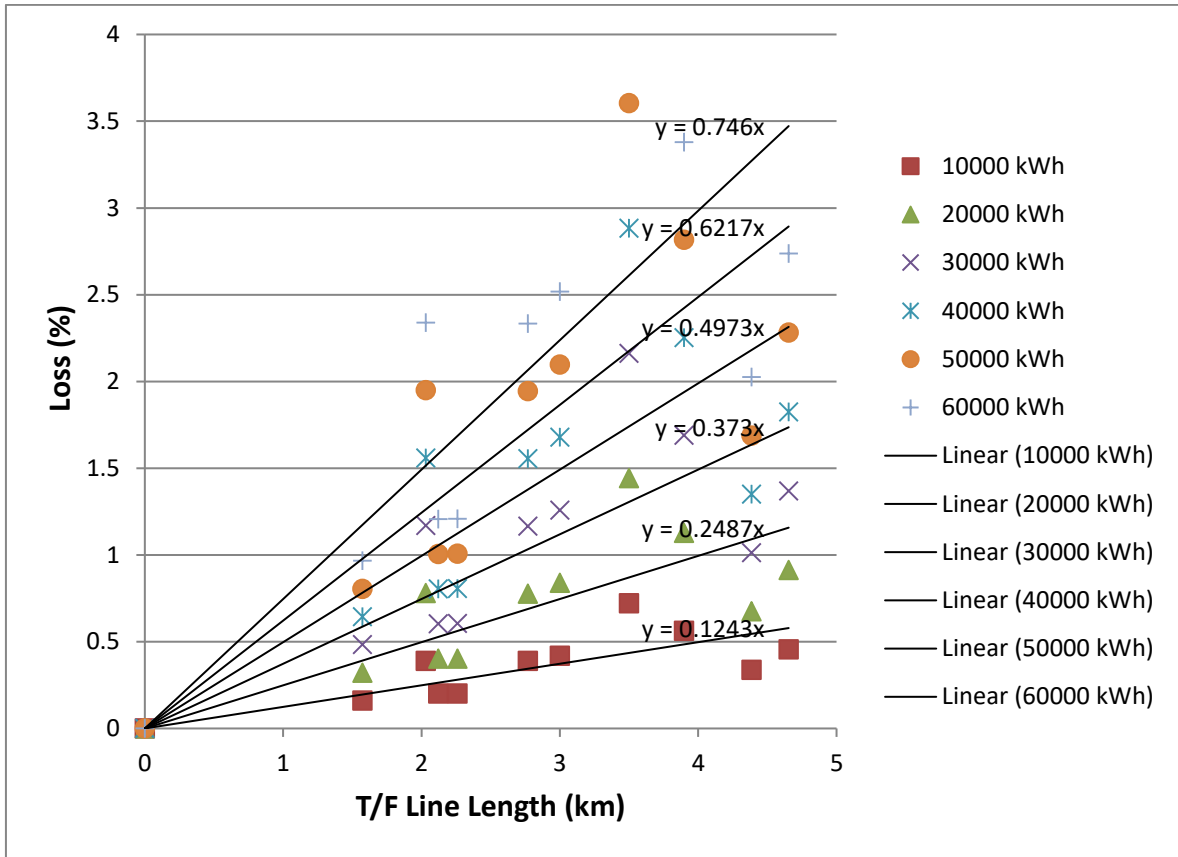


Figure: Line Length vs. Loss

Table: Trend line gradient - FLY

T/F Load	Formula	Trend line Gradient
10,000kWh/month	$y = 0.1243x$	0.1243
20,000kWh/month	$y = 0.2487x$	0.2487
30,000kWh/month	$y = 0.373x$	0.3730
40,000kWh/month	$y = 0.4973x$	0.4973
50,000kWh/month	$y = 0.6217x$	0.6217
60,000kWh/month	$y = 0.7460x$	0.7460

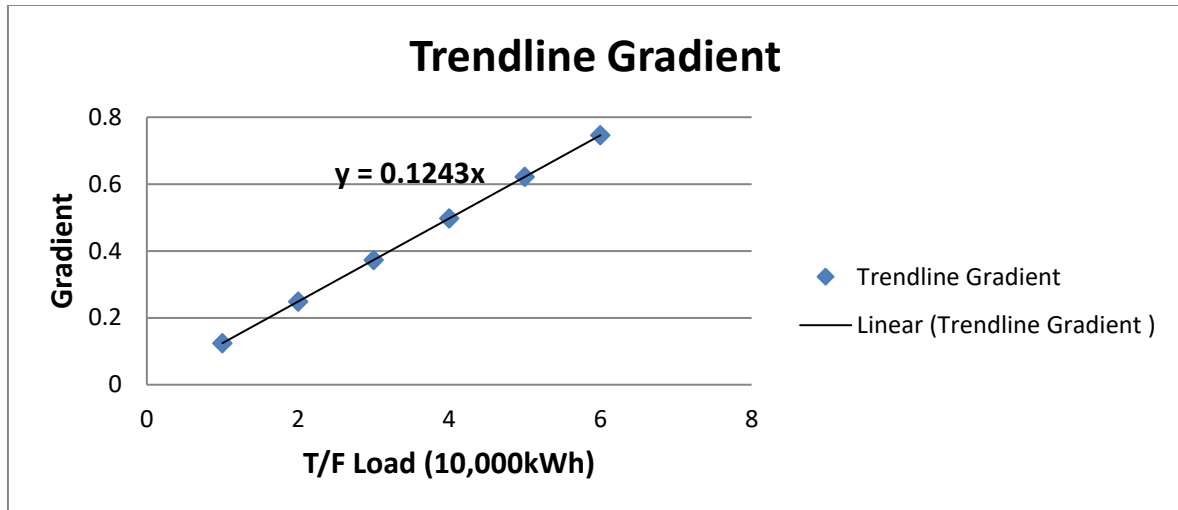


Figure: Trend line Gradient vs. Load

By using thus obtained results, equation for Energy loss of transformer for distribution network with FLY conductor, can be developed as shown below.

$$\frac{E_{Loss}}{E_{Out}} \% = k \times l \times t$$

$$k = \frac{0.124}{10000} \times E_{Out}$$

$$\therefore \frac{E_{Loss}}{E_{Out}} \% = (0.0000124 \times E_{Out}) \times l$$

S/N	T/F NO.	Conductor Type	Energy sale (kWh/month)	Line Length(km)	T/F Loss (%)
1	B002	ABC	60,145	3.76	4.55
2	B003	FLY	54,609	4.01	2.72
3	B005	ABC	38,696	1.48	1.15
4	B006	FLY	75,573	3.82	3.58
5	B007	FLY	48,209	3.14	1.88
6	B008	FLY	33,574	3.31	1.38
7	B009	FLY	92,114	4.02	4.59
8	B011	FLY	56,967	3.32	2.35
9	B015	FLY	6,765	0.6	0.05
10	B016	ABC	43,402	1.2	1.05
11	B017	ABC	58,070	3.13	3.65
12	B018	ABC	54,020	3.02	3.28
13	B019	FLY	66,124	4.93	4.04
14	B020	FLY	76,439	3.83	3.63
15	B022	FLY	39,507	3.21	1.57
16	B023	FLY	43,773	3.27	1.77
17	B024	FLY	56,291	4.65	3.25
18	B025	FLY	46,733	3.91	2.27
19	B027	ABC	85,282	2.49	4.27
20	B028	FLY	51,280	3.03	1.93
21	B029	FLY	16,837	3.53	0.74
22	B031	FLY	77,187	5.76	5.51
23	B032	FLY	67,740	4.12	3.46
24	B034	ABC	83,988	2.96	5.00
25	B036	ABC	101,421	3.1	6.32
26	B037	FLY	62,746	4.61	3.59
27	B038	FLY	48,992	2.72	1.65
28	B039	ABC	43,230	4.66	4.05
29	B040	FLY	56,879	3.31	2.33
30	B041	FLY	68,967	5.46	4.67
31	B042	FLY	1,589	3.59	0.07
32	B043	FLY	76,295	4.69	4.44
33	B044	FLY	102,613	4.8	6.11
34	B045	FLY	85,929	3.47	3.70
35	B053	FLY	33,758	3.38	1.41
36	B055	FLY	23,111	3.9	1.12
37	B056	FLY	42,848	3.52	1.87
38	B057	FLY	39,873	3.85	1.90
39	B058	FLY	59,436	4.41	3.25
40	B061	FLY	21,299	0.9	0.24
41	B062	FLY	50,791	3.86	2.43
42	B065	ABC	42,801	2.26	1.94
43	B066	FLY	76,285	5.22	4.94
44	B067	FLY	43,088	4.71	2.52
45	B070	FLY	53,118	3.21	2.11
46	B072	ABC	67,383	1.89	2.56
47	B073	FLY	14,159	0.81	0.14
48	B074	FLY	47,888	3.92	2.33
49	B075	FLY	35,010	2.48	1.08
50	B076	ABC	50,087	2.66	2.68
51	B079	FLY	61,258	3.1	2.35
52	B080	FLY	45,562	3.86	2.18
53	B081	FLY	51,096	3.77	2.39
54	B089	FLY	10,239	1.69	0.21
55	B096	FLY	20,794	2.06	0.53

S/N	T/F NO.	Conductor Type	Energy sale (kWh/month)	Line Length(km)	T/F Loss (%)
56	B099	FLY	71,550	2.59	2.30
57	B100	ABC	27,597	3.5	1.94
58	B102	ABC	39,498	1.3	1.03
59	B103	FLY	36,197	2.1	0.94
60	B104	ABC	65,177	3.09	4.05
61	B105	FLY	46,897	3.13	1.82
62	B106	ABC	5,576	1.8	0.20
63	B108	ABC	45,625	1.6	1.47
64	B109	ABC	38,392	1.3	1.00
65	B110	ABC	2,984	1.4	0.08
66	B111	ABC	2,817	1.6	0.09
67	B113	FLY	23,140	2.37	0.68
68	B115	FLY	41,898	1.93	1.00
69	B116	FLY	26,853	2.34	0.78
70	B117	FLY	36,251	3.82	1.72
71	B121	ABC	7,707	0.5	0.08
72	B123	FLY	22,944	2.17	0.62
73	B124	ABC	43,478	2.24	1.96
74	B126	FLY	34,687	2.07	0.89
75	B127	ABC	70,740	3.6	5.12
76	B128	FLY	38,251	2.71	1.29
77	B138	FLY	29,786	1.83	0.68
78	B141	FLY	19,290	2.88	0.69
79	B142	FLY	8,695	2.3	0.25
80	B143	FLY	25,783	2.72	0.87
81	B146	FLY	12,314	3.2	0.49
82	K001	FLY	90,730	3.4	3.83
83	K002	FLY	54,261	1.3	0.87
84	K004	FLY	45,523	3.1	1.75
85	K006	FLY	43,839	2.4	1.30
86	K007	FLY	44,774	2.8	1.55
87	K008	FLY	10,090	3.8	0.48
88	K012	FLY	48,038	4	2.38
89	K013	FLY	59,855	3.8	2.82
90	K017	FLY	60,249	3.6	2.69
91	K018	FLY	47,661	3.9	2.30
92	K019	FLY	35,407	3.1	1.36
93	K021	FLY	42,618	4.1	2.17
94	K023	FLY	59,922	3.4	2.53
95	K024	FLY	38,866	3.4	1.64
96	K026	FLY	64,494	3.9	3.12
97	K027	FLY	68,900	3.95	3.37
98	K030	FLY	116,713	3.2	4.63
99	K031	FLY	30,585	3.7	1.40
100	K034	FLY	90,833	4.2	4.73
101	K035	FLY	27,113	2.4	0.81
102	K036	FLY	89,943	4.1	4.57
103	K037	FLY	43,612	3.5	1.89
104	K038	FLY	14,143	2.5	0.44
105	K039	FLY	80,993	4.1	4.12
106	K040	FLY	64,840	4	3.22
107	K041	FLY	48,777	3.8	2.30
108	K042	ABC	121,383	3.5	8.54
109	K043	FLY	47,697	4.5	2.66
110	K044	FLY	37,393	3.1	1.44

S/N	T/F NO.	Conductor Type	Energy sale (kWh/month)	Line Length(km)	T/F Loss (%)
111	K045	FLY	39,912	3.5	1.73
112	K047	FLY	76,396	4.3	4.07
113	K048	FLY	37,920	4.2	1.97
114	K049	FLY	50,274	3.1	1.93
115	K050	FLY	73,669	3.2	2.92
116	K051	FLY	105,069	3	3.91
117	K053	FLY	7,119	2.6	0.23
118	K055	FLY	37,373	3.9	1.81
119	K056	FLY	6,394	1.9	0.15
120	K057	FLY	5,704	2.5	0.18
121	K058	FLY	50,411	3.5	2.19
122	K059	FLY	59,167	3.6	2.64
123	K060	FLY	17,795	3.4	0.75
124	K061	FLY	55,506	3.4	2.34
125	K062	FLY	47,423	3.8	2.23
126	K063	FLY	40,470	3.75	1.88
127	K064	FLY	61,794	3.1	2.38
128	K065	FLY	43,098	3.2	1.71
129	K066	FLY	59,871	4.5	3.34
130	K067	FLY	22,511	2.7	0.75
131	K068	ABC	15,539	2.8	0.87
132	K069	FLY	44,293	3.9	2.14
133	K074	FLY	33,614	3	1.25
134	K076	FLY	64,865	3.6	2.90
135	K078	FLY	33,665	3.4	1.42
136	K080	FLY	40,670	3.5	1.77
137	K081	FLY	48,021	3.8	2.26
138	K082	FLY	17,558	4.1	0.89
139	K085	FLY	28,751	3.6	1.28
140	K086	FLY	30,064	3.6	1.34
141	K092	FLY	19,797	4.8	1.18
142	K093	FLY	26,694	4.6	1.52
143	K094	FLY	65,117	4.6	3.71
144	K095	FLY	35,658	3.6	1.59
145	K097	FLY	15,728	3.6	0.70
146	K099	FLY	34,714	5	2.15
147	K102	FLY	20,186	3.7	0.93
148	K105	FLY	12,515	4.2	0.65
149	K106	FLY	21,385	4.8	1.27
150	K107	FLY	45,784	3.2	1.82
151	K110	FLY	41,612	5.8	2.99
152	K111	FLY	30,939	3.8	1.46
153	K115	FLY	36,558	3.3	1.50
154	K119	FLY	24,768	4.3	1.32
155	K120	FLY	28,252	3	1.05
156	K121	FLY	41,280	3.5	1.79
157	K123	FLY	21,857	4.4	1.19
158	K125	FLY	22,489	2.8	0.78
159	K126	FLY	20,766	2.3	0.59
160	K128	FLY	34,701	2.9	1.25
161	K133	FLY	28,653	3.3	1.17
162	K134	FLY	34,778	3.3	1.42
163	K135	FLY	27,639	3.9	1.34
164	K136	FLY	32,160	4.2	1.67
165	K137	FLY	14,148	3.5	0.61

S/N	T/F NO.	Conductor Type	Energy sale (kWh/month)	Line Length(km)	T/F Loss (%)
166	K138	FLY	14,147	3.9	0.68
167	K139	FLY	2,353	3.5	0.10
168	K140	FLY	20,278	3.2	0.80
169	K141	FLY	26,099	3	0.97
170	K142	FLY	39,984	3	1.49
171	K143	FLY	17,609	3.6	0.79
172	K145	FLY	15,801	3.5	0.69
173	K146	FLY	8,898	2.9	0.32
174	K147	FLY	18,193	2.8	0.63
175	K150	FLY	9,030	3	0.34
176	K151	FLY	26,008	2.45	0.79
177	K155	FLY	36,881	3.2	1.46
178	K156	FLY	5,626	3.3	0.23
179	K157	FLY	9,896	3.35	0.41
180	K161	FLY	15,803	3.4	0.67
181	R009	FLY	18,905	0.7	0.16
182	R012	FLY	43,753	3.2	1.74
183	R013	FLY	25,187	2.9	0.91
184	R019	FLY	44,979	3.1	1.73
185	R022	ABC	34,381	3.2	2.21
186	R025	ABC	59,484	2.1	2.51
187	R028	ABC	82,400	2	3.31
188	R030	ABC	27,361	1.8	0.99
189	R031	ABC	24,290	1.2	0.59
190	R032	FLY	32,053	1.8	0.72
191	R033	ABC	26,698	3.3	1.77
192	R034	FLY	35,947	2.9	1.29
193	R035	FLY	31,708	2.1	0.83
194	R038	FLY	33,151	2.7	1.11
195	R039	ABC	17,382	1.9	0.66
196	R040	ABC	15,097	2.8	0.85
197	R045	ABC	10,220	2.4	0.49
198	R047	FLY	10,559	3.2	0.42
199	R048	FLY	21,920	1.8	0.49
200	R049	ABC	66,126	1.7	2.26
201	R051	FLY	84,920	1.9	2.00
202	R053	ABC	86,129	2.9	5.02
203	R054	ABC	37,815	2.9	2.20
204	R055	ABC	105,862	3.6	7.66
205	R056	ABC	13,898	1.8	0.50
206	R057	ABC	71,150	2.5	3.58
207	R058	ABC	66,561	2.1	2.81
208	R059	FLY	3,785	2.2	0.10
209	R060	ABC	100,493	2.4	4.85
210	R061	ABC	85,892	1.6	2.76
211	R062	ABC	21,828	2.3	1.01
212	R064	FLY	65,277	1.9	1.54
213	R065	ABC	30,945	1.4	0.87
214	R066	ABC	72,894	3.2	4.69
215	R067	ABC	42,580	2.7	2.31
216	R068	ABC	74,523	1.5	2.25
217	R069	ABC	35,159	2.8	1.98
218	R070	ABC	94,869	3.1	5.91
219	R071	FLY	35,288	1.3	0.57
220	R072	FLY	65,817	1.2	0.98

S/N	T/F NO.	Conductor Type	Energy sale (kWh/month)	Line Length(km)	T/F Loss (%)
221	R073	FLY	43,079	3.1	1.66
222	R074	ABC	70,404	1.7	2.41
223	R075	ABC	62,992	2.5	3.17
224	R078	FLY	56,782	3.3	2.32
225	R080	ABC	25,538	1.3	0.67
226	R084	ABC	30,558	1.1	0.68
227	R085	ABC	45,597	1.6	1.47
228	R086	ABC	17,874	3.5	1.26
229	R090	ABC	38,025	2.4	1.83
230	R091	ABC	42,176	2.1	1.78
231	R096	ABC	2,412	1.7	0.08
232	R099	ABC	31,737	2.9	1.85
233	R101	ABC	15,554	3.2	1.00
234	R102	ABC	7,927	3.1	0.49
235	R104	ABC	52,120	1.5	1.57
236	R105	ABC	6,130	2.6	0.32
237	R110	ABC	48,840	0.95	0.93
238	R203	ABC	69,355	2.6	3.62
239	R205	ABC	10,849	1.8	0.39
240	R215	ABC	44,574	2.4	2.15
241	R224	FLY	20,180	1.9	0.48
242	R227	FLY	67,067	2	1.66
243	R243	ABC	2,746	1.3	0.07
244	R251	FLY	44,038	1.1	0.60
245	R256	ABC	17,516	2.9	1.02
246	R263	FLY	30,134	3.4	1.27
247	R265	ABC	21,724	1.2	0.52
248	R266	ABC	19,987	2.8	1.12
249	R267	ABC	34,312	1.1	0.76
250	R268	ABC	19,605	2.9	1.14
251	R269	ABC	12,682	1.3	0.33
252	R270	ABC	12,133	1.2	0.29
253	R271	ABC	31,165	1.1	0.69
254	R275	ABC	45,163	3.1	2.81
255	R278	ABC	7,149	1.4	0.20
256	R279	ABC	10,905	1.3	0.28
257	R283	ABC	29,072	3	1.75
258	R284	ABC	37,518	0.5	0.38
259	R294	FLY	38,313	2.1	1.00
260	R296	ABC	8,460	1.3	0.22