

13/202/29/53


# ECO FRIENDLY ARCHITECTURE:

## AN EXAMINATION OF TROPICAL EXAMPLES WITH SPECIAL REFERANCES TO TOURIST ARCHITECTURE IN SRI LANKA



A Dissertation Submitted to the University of Moratuwa  
As a Partial Fulfilment of the Requirements for the Degree of  
Master of Science in Architecture

ප්‍රකාශනය  
මෙහි විෂය විෂයය. ඉ ලංකාව  
මෙහි.



71717

72 "99"

728.5 : 504 .06 (5487)

W.M.D.H. HUNUKUMBURA  
Department of Architecture  
University of Moratuwa  
July 1999

71717



## Abstract

Arising of environmental problem affect on the ecological balance due to the very- very short -sighted activities of mankind. Buildings are one of the main contributors, added into the natural environment and create an imbalance in natural systems of earth.

Architects should have greate responsibility to balance the 'natural' and 'built' environment wherever possible. As a result, when finding solutions through architecture the **Eco- friendly architecture** has emerged. But this is not a new conception! It cannot be defined without Eco- sensitive, Green, Sustainable and ecologic conceptions. The phenomenon of eco-friendly architecture has to be considered to suite the time.

Initially, the study attempts to examine the Eco- friendly architecture in relation to the notion of tropics. The Green principles are used as criteria to evaluate the study basically. With the recent development of 'eco-tourism' and exploitation of natural habitats created problems more and more in tropics. Hence, the study examined the eco- friendly tourist architecture in Sri Lanka. Through the study it was discovered that the contemporary products of tourist architecture not only its eco- friendly approaches evaluated and appreciated but also pointed out some impacts at the end.

Eventually, this has been encouraged and added the knowledge in the field of architecture with the intention of **opening the architect eye- his mind eye!**

## Acknowledgement

Thanks are due to many persons who have contributed to or helped in the production of this dissertation.

Dr.R.Emanul, my tutor for believing the worth of this study, for his guidance, incisive comments and valuable criticism, who has helped me much by giving pace to develop my thoughts and an approach to this Study.

I am profoundly grateful to Dr.L.S.R Perera, Senior lecturer, Dept. of Architecture, University of Moratuwa, for all his comments, guidance and inspiration from the very beginning to the end.

Archt. Vidura Sri Nammuni, senior lecturer, Dept of Architecture University of Moratuwa, for his valuable guidance and advice from the initial stage of this study.

Especially I must thank to the hotel staff of Le-Kandyan, Kandalama and Ramwali holiday village. Mr.Chandra de Silva, Managing Director Ranwali holiday village, Mr. Ravi de Silva, Chief Engineer Kandalama hotel are acknowledged with many thanks.

My warmest thank to my friends and colleagues Nandani, Nilakshi, Ruvini and Kanakanjalee, for their constant support in numerous ways in the completion of the study.

A special gratitude goes to Uncle Mr. R.P Gunethilake, who helps to make this a better document.

My two sisters and brother have been always there beside me. Thank you all for being very loving, understanding and helping.

Last but not least my greatest gratitude goes to my dear parents who are behind and encouraging me all the time.

# CONTENTS

Page No.

• Abstract	I
• Acknowledgements	II
• List of Illustrations	III

## INTRODUCTION

• Topic explanation	01
• Objective of the study	02
• Justification	03
• Methodology	04
• Scope and Limitations	05

## CHAPTER ONE

### **Eco - friendly Architecture: The Application of the Notion in the Tropics**

<b>1.1 The Concept of Eco- friendly Architecture</b>	<b>06</b>
1.1.1 The Architecture and the Relation between Nature	07
1.1.2 The History of Eco-friendly Approaches in Architecture	08
<b>1.2 Ecology and Architecture</b>	<b>09</b>
1.2.1 Man in the Eco-System	09
1.2.2 Tropical Eco-systems and Architecture	10
1.2.3 Importance of Eco-friendly Architecture in Tropics	11
<b>1.3 Built Environment and quality of Human life in Tropics</b>	<b>12</b>
1.3.1 Living Condition	13
1.3.2 Physiological comfort	13
1.3.3 Psychological Adaptation	14
<b>1.4 Classification of Tropical Climates</b>	
1.4.1 Warm humid climate	14
1.4.2 Warm – humid island climate	16
1.4.3 Hot –dry desert climate	16
1.4.4 Hot-dry maritime climate	17
1.4.5 Composite or monsoon climate	18
1.4.6 Tropical upland climate	18

## CHAPTER TWO

### Criteria for Evaluation of Eco-friendly Tropical Architecture in the Tropics

<b>2.1</b>	<b>Application of Green principles for Tropical Architecture</b>	<b>21</b>
1.2.1	Conserving Energy	21
1.2.2	Working with climate	23
1.2.3	Minimising the new resources	24
1.2.4	Respect for User	29
1.2.5	Respect for site	30
1.2.6	Holism	32
<b>2.2</b>	<b>Design strategies for Eco-friendly Tropical architecture</b>	<b>33</b>
2.2.1	Sun Protection	33
2.2.1.1	Orientation	33
2.2.1.2	Shading	34
2.2.1.3	Vegetation & Water	36
2.2.1.4	Openings	36
2.2.1.5	Courtyards	37
2.2.1.6	Structure	38
2.2.2	Rain protection	41
2.2.3	Sand and dust control	42
2.2.4	Humidity/Wind control	42
<b>2.2</b>	<b>Design strategies for Human Psychology of Eco-friendly Architecture</b>	
2.3.1	Imageability	43
2.3.2	Respond to the spirit of place	43
2.3.3	Architectural Elements	44
2.3.4	Emotional Experience of Spatial progression	45

## CHAPTER THREE

### Case Studies on Eco-friendly Tourist Architecture in Sri Lanka

<b>3.0</b>	<b>Background of the case studies</b>	<b>47</b>
<b>3.1</b>	<b>Kandalama Hotel - Dambulla</b>	
3.1.1	Introduction	48
3.1.2	Observation of the Eco-system: Forest Eco-System	48
3.1.3	Analysis and Evaluation of Green principles for Tropical Architecture	48
3.1.3.1	Conserving Energy	48
3.1.3.2	Working with climate	50
3.1.3.2a	Design strategies for tropical Architecture	51
i.	Sun protection	51
ii.	Rain protection	56
iii.	Sand & Dust control	56
iv.	Humidity / Wind Control	56
3.1.3.3	Minimising the new Resources	56
i.	Building with appropriate materials	56
ii.	Waste management / Reuse and Recycling	56
3.1.3.4	Respect for User	
i.	Imageability	57
ii.	Architectural Elements	58
iii.	Emotional Experience of spatial progression	59
3.1.3.5	Respect for Site	
i.	Spirit of place	61
ii.	Design Layout and Built Environment	62
3.1.3.6	Holism	64
	Concluding Remarks	64
<b>3.2</b>	<b>Ranweli Holiday Village - Waikkal</b>	
3.2.1	Introduction	65
3.2.2	Observation of the Eco-system: Mangrove Eco – System	65
3.2.3	Analysis and Evaluation of Green principles for Tropical Architecture	66
3.2.3.1	Conserving Energy	66
3.2.3.2	Working with climate	67

3.2.3.2a	Design strategies for tropical Architecture	
i.	Sun protection	68
ii.	Rain protection	71
iii.	Sand & Dust control	71
iv.	Humidity / Wind Control	72
3.2.3.3	Minimising the new Resources	73
i.	Building with appropriate materials	73
ii.	Waste management / Reuse and Recycling	74
3.2.3.4	Respect for User	74
i.	Imageability	74
ii.	Architectural Elements	76
iii.	Emotional Experience of spatial progression	77
3.2.3.5	Respect for Site	
i.	Spirit of place	81
ii.	Design Layout and Built Environment	82
3.2.3.6	Holism	84
	Concluding Remarks	84

### 3.3 Le- Kandyan Hotel - Kandy

3.3.1	Introduction	85
3.3.2	Observation of the Eco-system: Mountain Eco-System	85
3.3.3	Analysis and Evaluation of Green principles for Tropical Architecture	86
3.3.3.1	Conserving Energy	86
3.3.3.2	Working with climate	87
3.3.3.2a	Design strategies for tropical Architecture	88
i.	Sun protection	88
ii.	Rain protection	91
iii.	Sand & Dust control	91
iv.	Humidity / Wind Control	91
3.3.3.3	Minimising the new Resources	92
i.	Building with appropriate materials	92
ii.	Waste management / Reuse and Recycling	92
3.3.3.4	Respect for User	93
i.	Imageability	93
ii.	Architectural Elements	94
iii.	Emotional Experience of spatial progression	96
3.3.3.5	Respect for Site	
i.	Spirit of place	97
ii.	Design Layout and Built Environment	98
3.3.3.6	Holism	101
	Concluding Remarks	101

<b>3.4</b>	<b>Environmental Impacts of Tourism</b>	<b>102</b>
3.4.1	Impacts on Natural environment	102
3.4.2	Impacts on Built environment	104
3.4.3	Impacts on Cultural environment	104
<b>3.5</b>	<b>Generating Eco-friendly Architecture for Eco-Tourism</b>	<b>106</b>
<b>Conclusion</b>		<b>108</b>
<b>List of References</b>		<b>111</b>







## List of illustrations

Fig. No.	Description	Page No
1	Changing in global temperature since 1880	01
2	Purpose of visit 1990/1991	04
3	Tourist devalopment in Sri Lanka	04
1.1	Traditional earth buildings	08
1.2	Falling water	10
1.3	Teliesin west	11
1.4	Pangkor Laut Resort- Malaysia	11
1.5	Physical comfort in the tropical environment	13
1.6	Comfortable living space-Triton Hotel Ahundalla	15
1.7	The building protected by wide overhanging roof	15
1.8	Bora-Bora South pasific island	15
1.9	Building on the water body	16
1.10	Partly enclosed space keep the dust & provide shade	17
1.11	Kovalaim beach resort-Kerala	
1.12	Table-Classification of tropical climates	20
1.12	World map showing tropical region	20
2.1	Provide sun light form South facing glass	21
2.2	Natural light & ventilation provided with pergolas	22
2.3	Birds nests react against climate impacts	23
2.4	Earth Building	23
2.5	The whole structure of tea factory convert to hotel Tea factory hotel	25
2.6	Eco-House	26
2.7	Building with local materials of there own surrounding	27
2.8	The use of local Building materials wattle & daub House in Dammbulla	28
2.9	An attractive 'old' element now properly used in modern Architecture –Sri Lanka	28

<b>Fig. No.</b>	<b>Description</b>	<b>Page No</b>
2.10	The use of own labour	30
2.11	The Building touch the earth lightly	31
2.12	Section –Sloping site	31
2.13	Conical roofs for withstand the cyclone	32
2.13a	Horizontal device for the high sun on north	
	Facing wall	34
2.14	The shaded street	34
2.15	Shaded by pergolas created shadows	
	Hotel Blue-Water	35
2.16	Landscaping by vegetation- Hotel Tree of Life	36
2.17	The openings are small as possible, located high in the wall in hot- desert climate	37
2.18	Temple trees & reflective pool in the entrance court	
	Serendib Hotel- Bentota	37
2.19	Transmission of heat through roof	40
2.20	Conical roof for withstand the wind & rain	41
2.21	The courtyard receives good protection from the bulk of wind blown dust	42
2.22	Relationship of scale & human figure	44
3.1	Glass roof provides light for interior space	49
3.2	Section	49
3.3	The inner glass roof provide light to basement	49
3.4	Rock wall in Reception hall	50
3.5	Lay-out plan	51
3.6	Section through the hotel	52
3.7	Pergolas provide protection from direct sun	52
3.8	Façade of bedroom wind shaded from pergolas	53
3.9	Section	53
3.10	Additional shading provided by the existing Vegetation	53

<b>Fig. No.</b>	<b>Description</b>	<b>Page No</b>
3.11	Out side geometric lines of pool & terrace	
	Across the lines if the rock out crop	54
3.12	The flat roof garden	54
3.13	Glass wall with outside landscape	55
3.14	The outside reflected on the polished stone floor	55
3.15	Vividly identified feature in the area	57
3.16	Colour & textural effect are strictly felt at the rock wall in the tunnel	57
3.17	Lay-out spatial progression	59
3.18	The cave like entrance	60
3.19	Elephant safari makes a refreshing change	61
3.20	The horizontal columns strengthen the Sprite of place	62
3.21	The site before construction begins	62
3.22	Lay-out	62
3.23	The hotel unseeingly located with the natural landscape	63
3.24	 University of Moratuwa, Sri Lanka Rain water flows unobstructed below the Building	63
3.25	Swimming pool located in an unique jungle setting	64
3.26	Solar power used in each chalet of the village	66
3.27	Natural sky-light & ventilation for the Bath-room	67
3.28	The layout of the Holiday village	68
3.29	The steep pitched roof with long eaves & Access for breezes through the structure	68
3.30	Exploring the eco-system experience the shadows of the mangrove vegetation	69
3.31	Section through the site	69
3.32	Plan of a chalet	70
3.31	Sea view through the west facing glazed window create glare	70
3.34	Shaded internal courtyard reduce the heat gain provide light & ventilation	70

<b>Fig. No.</b>	<b>Description</b>	<b>page No</b>
3.35	Show the voids for wind flow through the Building	72
3.36	The large voids for sea breeze	72
3.37	Out door sun bathing facilities	73
3.38	Out door eating spaces	73
3.39	The door made out of a local building material	73
3.40	Identify the traditional domestic architecture	74
3.41	Traditional village layout with central meeting point	74
3.42	Cosy & homely atmosphere	75
3.43	The fluid interaction with the eco-system	75
3.44	The intimate & inviting quality reflect through The gable roof entrance porch	76
3.45	Natural colour & texture of exposed brick wall	77
3.46	The ferry-ride approach	78
3.47	Walk-way-leads to chalets.	79
3.48	The exhibition & commercial area	79
3.49	The view of the main lounge	80
3.50	Soothing senses & cleansing the body & mind	80
3.51	The site of before construction	81
3.52	The building oriented to capture the sun setting view	81
3.53	The layout of village	82
3.54	The view of the site from the ferry at the entrance porch	82
3.55	The layout of the chalet gets maximum views & privacy	83
3.56	The spirit of the place used for meditation	83
3.57	Connecting walkways around the palm garden	83
3.58	Highly decorate columns & door frames	86
3.59	The walk ways can easily getting wet & dirty	87
3.60	Section	87
3.61	Layout plan	88
3.62	Hip roof & concrete pergolas provided protection	89

<b>Fig. No.</b>	<b>Description</b>	<b>Page No</b>
3.63	The exposed timber ceiling increased the volume & the space	90
3.64	Out door living space	91
3.65	The use of Aluminium & glasses for window & opening	92
3.66	Audience Hall or Magul Maduwa	93
3.67	Sun bathing facilities provide at the swimming pool	94
3.68	Warm atmosphere created inside the restaurant	95
3.69	Layout of the hotel	96
3.70	The approach way	96
3.71	The climax at the entrance pavilion	97
3.72	Layout plan	97
3.73	Still it lies there being a contrast against the Mountain forest	99
3.74	The entrance pavilion or 'Aradana Maluwa'	99
3.75	The existing wetted rock boulders with mosses	
	 Species & water flows anka Electronic Theses & Dissertations	100
3.76	The view of the hotel at night	102
3.77	The Holiday Village provided facilities for fishing in the lagoon & the river	103
3.78	Experience of tropical climate	106
3.79	Table	107