

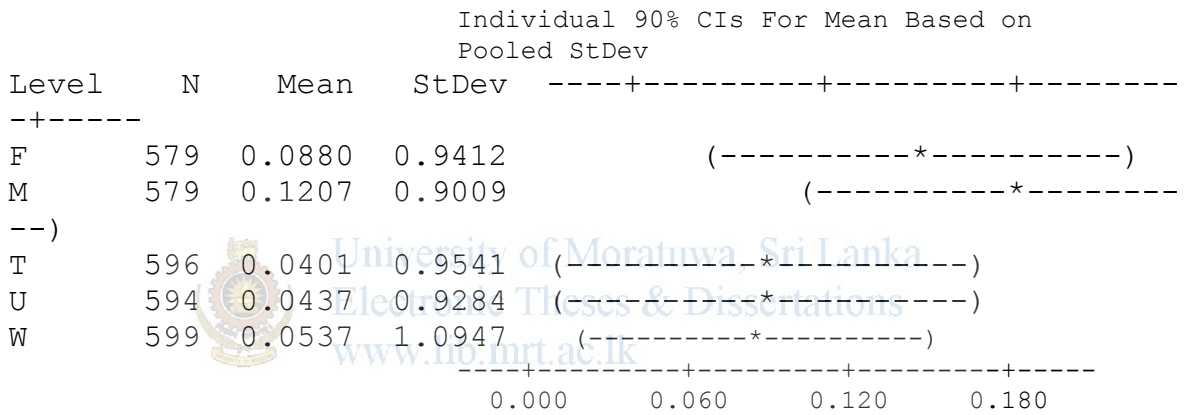
Extracts of Data Analysis of ANOVA

First Period (January 1985 to May 1997)

One-way ANOVA: Daily Return1 versus Day of Week

Source	DF	SS	MS	F	P
Day of Week	4	2.776	0.694	0.74	0.563
Error	2942	2750.475	0.935		
Total	2946	2753.251			

S = 0.9669 R-Sq = 0.10% R-Sq(adj) = 0.00%

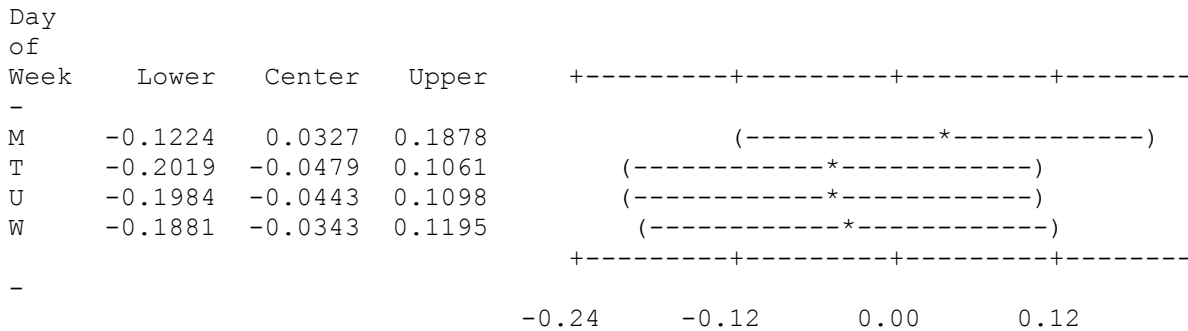


Pooled StDev = 0.9669

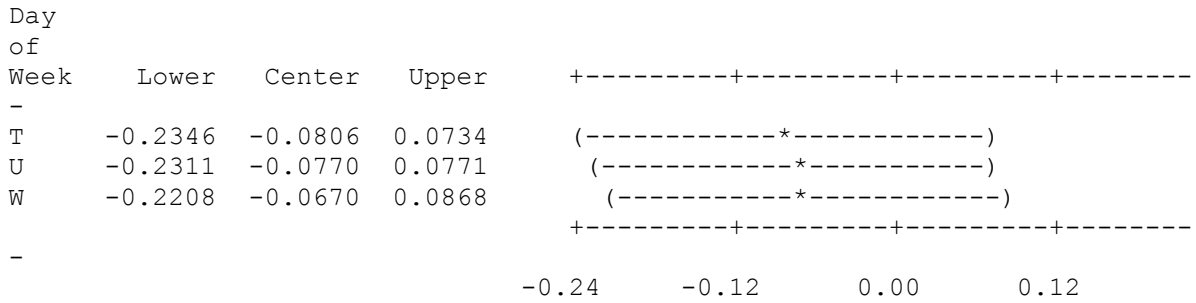
Tukey 95% Simultaneous Confidence Intervals
All Pairwise Comparisons among Levels of Day of Week

Individual confidence level = 99.36%

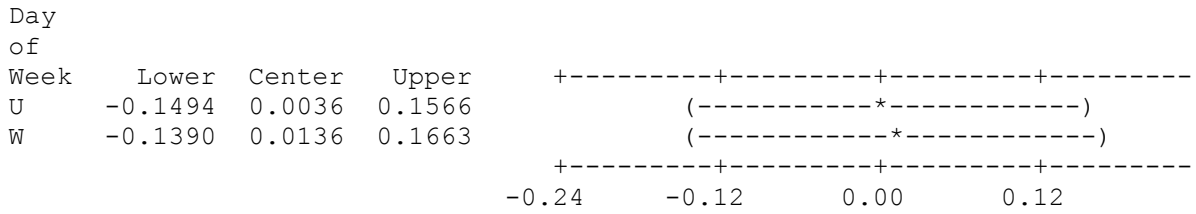
Day of Week = F subtracted from:



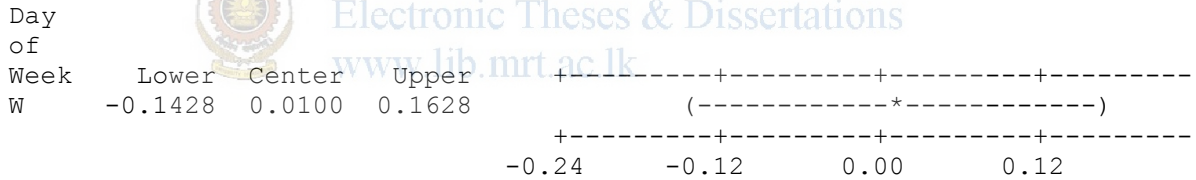
Day of Week = M subtracted from:



Day of Week = T subtracted from:



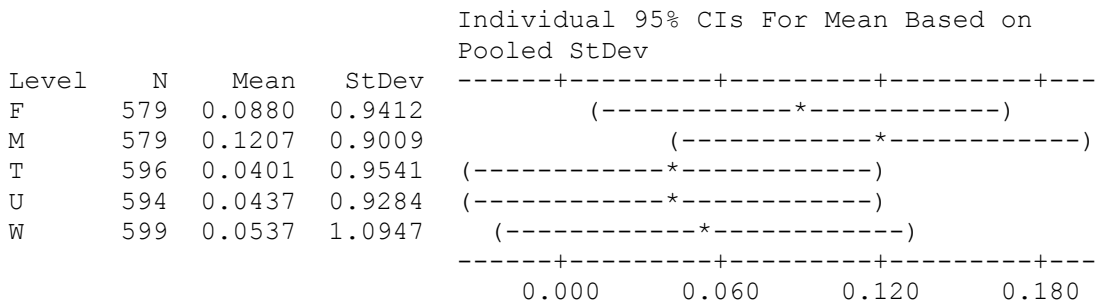
Day of Week = U subtracted from:



One-way ANOVA: Daily Return1 versus Day of Week

Source	DF	SS	MS	F	P
Day of Week	4	2.776	0.694	0.74	0.563
Error	2942	2750.475	0.935		
Total	2946	2753.251			

S = 0.9669 R-Sq = 0.10% R-Sq(adj) = 0.00%

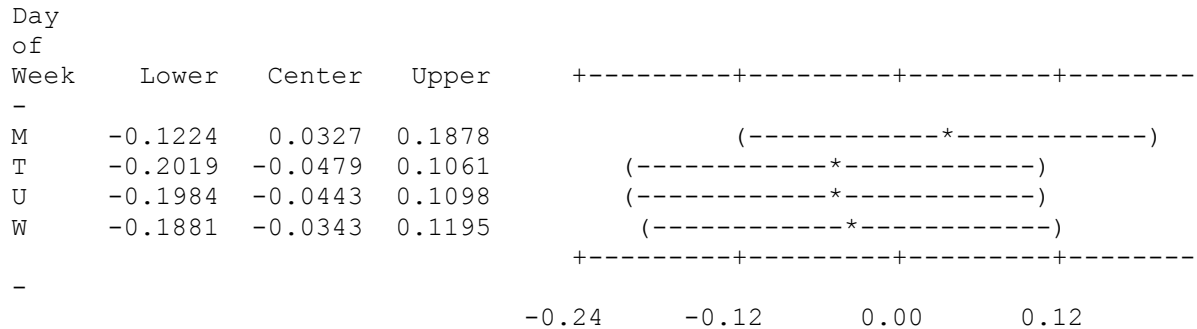


Pooled StDev = 0.9669

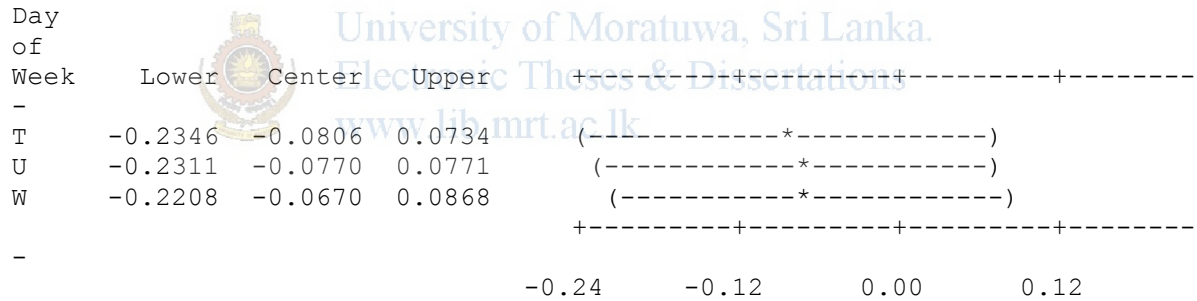
Tukey 95% Simultaneous Confidence Intervals
All Pairwise Comparisons among Levels of Day of Week

Individual confidence level = 99.36%

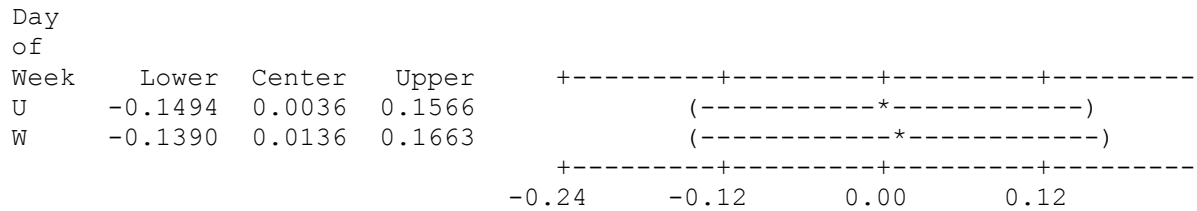
Day of Week = F subtracted from:



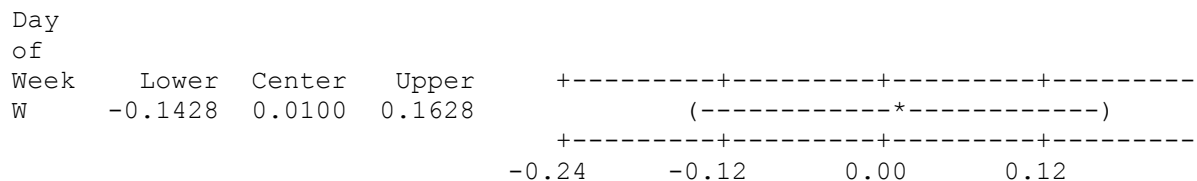
Day of Week = M subtracted from:



Day of Week = T subtracted from:



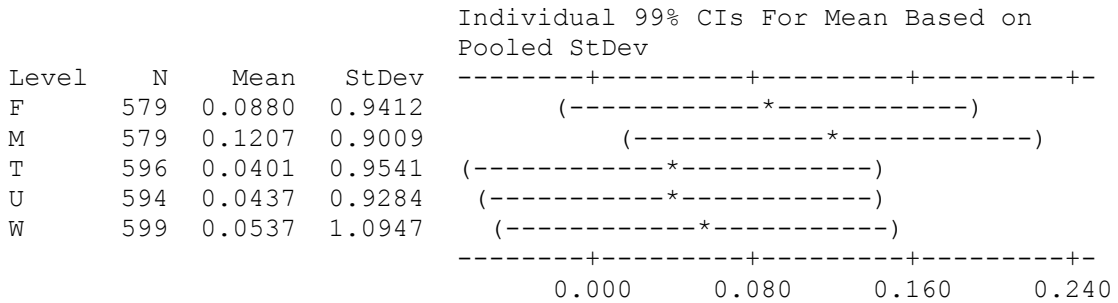
Day of Week = U subtracted from:



One-way ANOVA: Daily Return1 versus Day of Week

Source	DF	SS	MS	F	P
Day of Week	4	2.776	0.694	0.74	0.563
Error	2942	2750.475	0.935		
Total	2946	2753.251			

S = 0.9669 R-Sq = 0.10% R-Sq(adj) = 0.00%

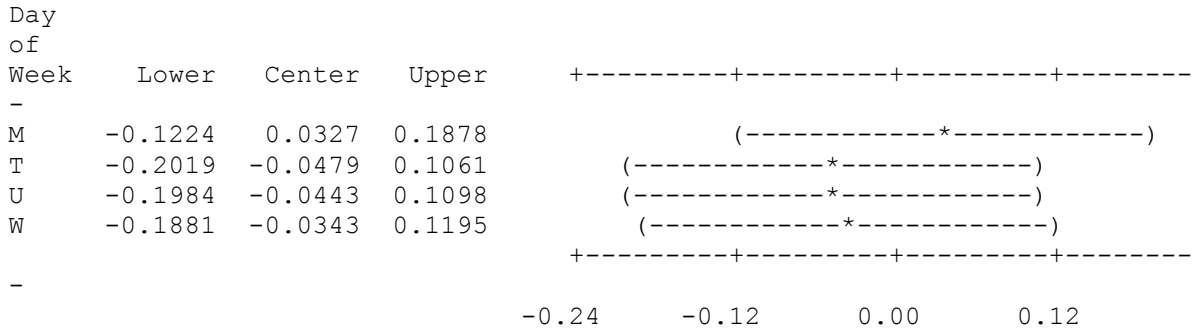


Pooled StDev = 0.9669

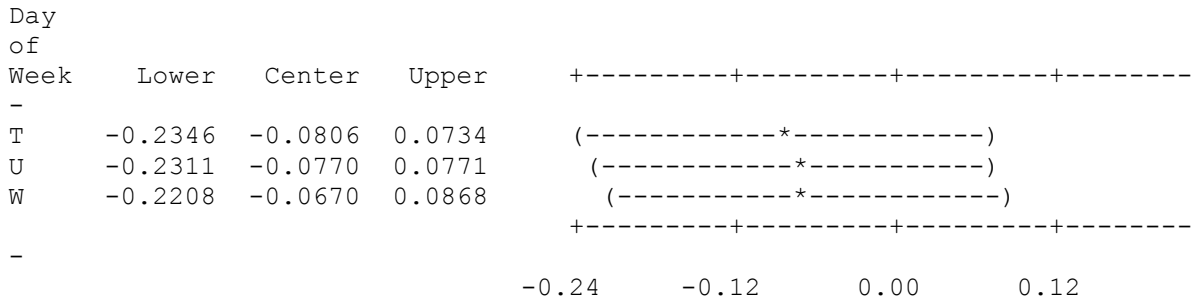
Tukey 95% Simultaneous Confidence Intervals
All Pairwise Comparisons among Levels of Day of Week

Individual confidence level = 99.36%

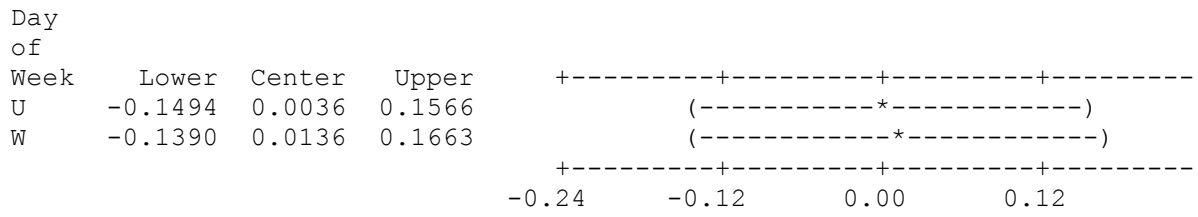
Day of Week = F subtracted from:



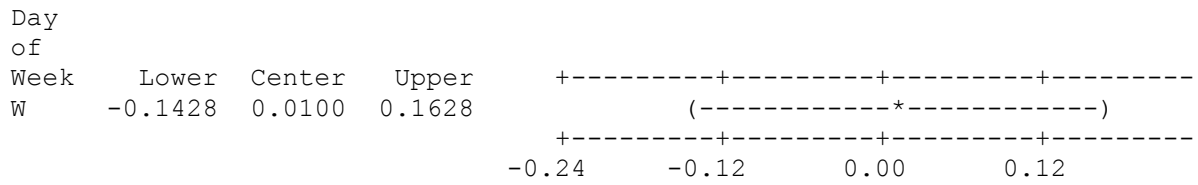
Day of Week = M subtracted from:



Day of Week = T subtracted from:



Day of Week = U subtracted from:



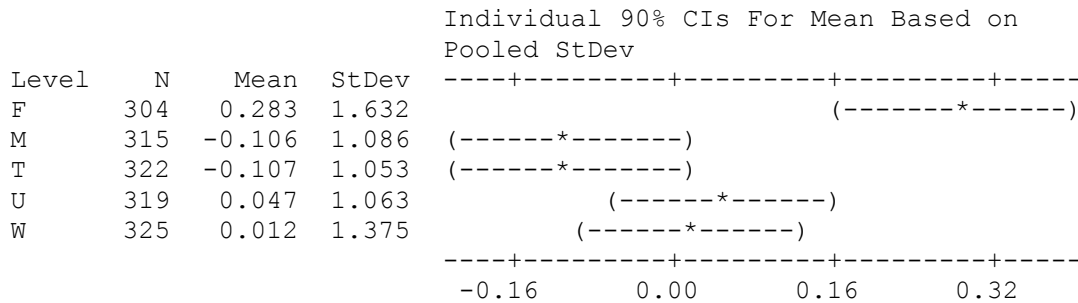
University of Moratuwa, Sri Lanka.
Electronic Theses & Dissertations
www.lib.mrt.ac.lk

Second Period (June 1997 to December 2003)

One-way ANOVA: C5 versus C3

Source	DF	SS	MS	F	P
C3	4	31.40	7.85	4.95	0.001
Error	1580	2504.94	1.59		
Total	1584	2536.34			

S = 1.259 R-Sq = 1.24% R-Sq(adj) = 0.99%

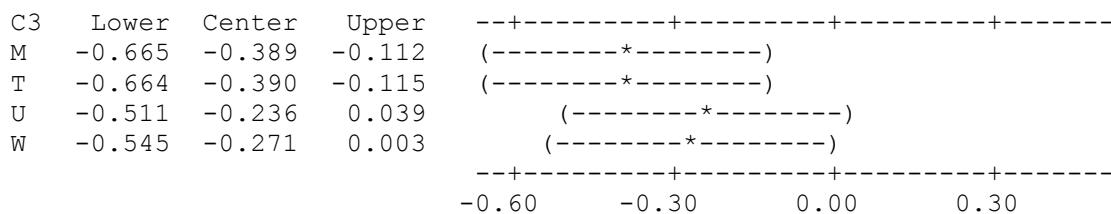


Pooled StDev = 1.259

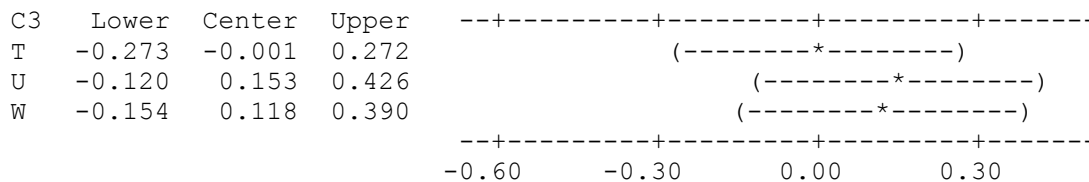
Tukey 95% Simultaneous Confidence Intervals
All Pairwise Comparisons among Levels of C3

Individual confidence level = 99.36%

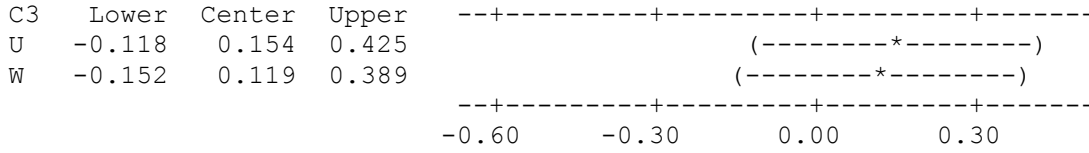
C3 = F subtracted from:



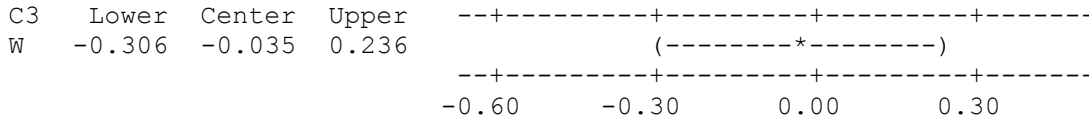
C3 = M subtracted from:



C3 = T subtracted from:




C3 = U subtracted from:



One-way ANOVA: C5 versus C3

Source	DF	SS	MS	F	P
C3	4	31.40	7.85	4.95	0.001
Error	1580	2504.94	1.59		
Total	1584	2536.34			

S = 1.259 R-Sq = 1.24% R-Sq(adj) = 0.99%

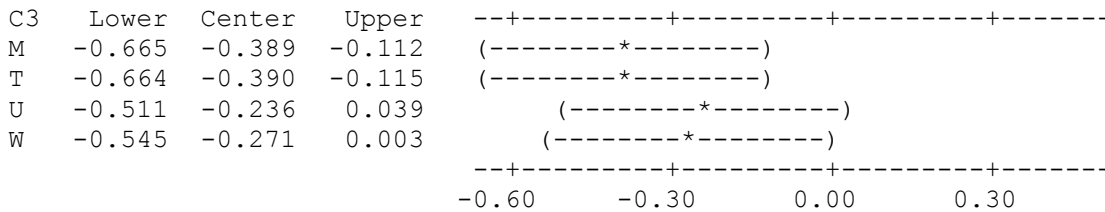


Pooled StDev = 1.259

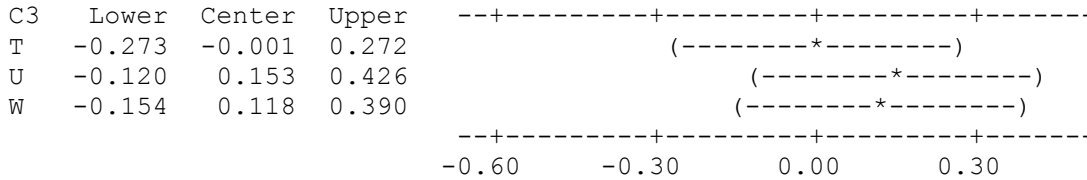
Tukey 95% Simultaneous Confidence Intervals
All Pairwise Comparisons among Levels of C3

Individual confidence level = 99.36%

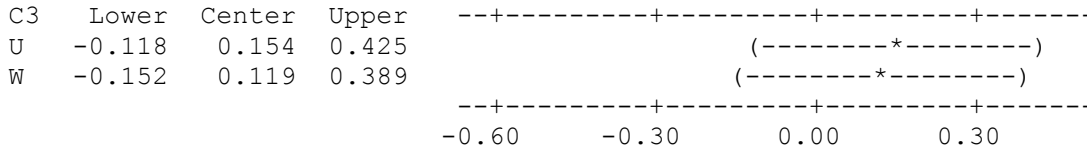
C3 = F subtracted from:



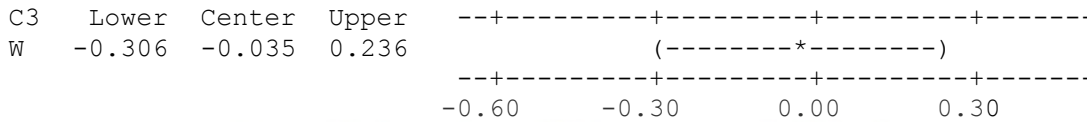
C3 = M subtracted from:




C3 = T subtracted from:



C3 = U subtracted from:

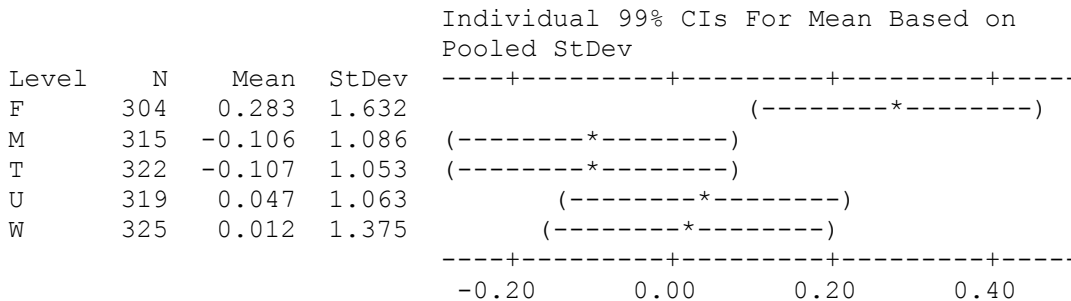



 University of Moratuwa, Sri Lanka.
 Electronic Theses & Dissertations
www.lib.mrt.ac.lk

One-way ANOVA: C5 versus C3

Source	DF	SS	MS	F	P
C3	4	31.40	7.85	4.95	0.001
Error	1580	2504.94	1.59		
Total	1584	2536.34			

S = 1.259 R-Sq = 1.24% R-Sq(adj) = 0.99%

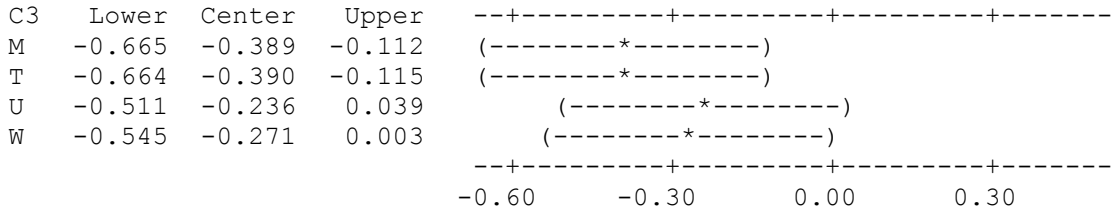


Pooled StDev = 1.259

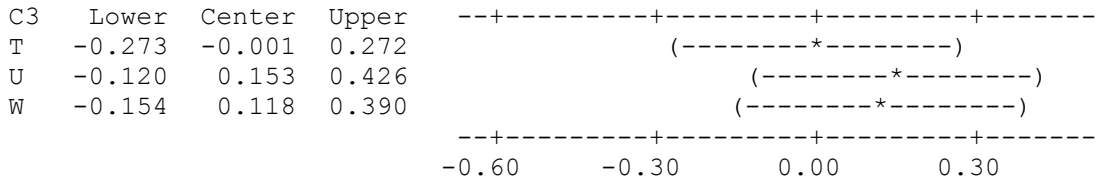
Tukey 95% Simultaneous Confidence Intervals
All Pairwise Comparisons among Levels of C3

Individual confidence level = 99.36%

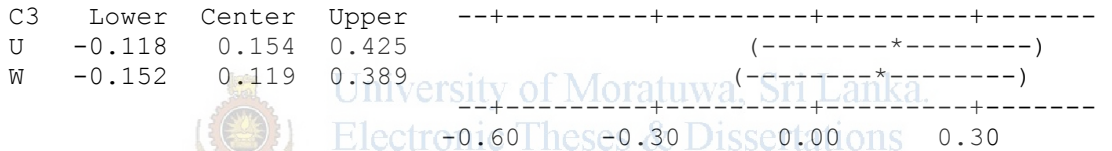
C3 = F subtracted from:



C3 = M subtracted from:

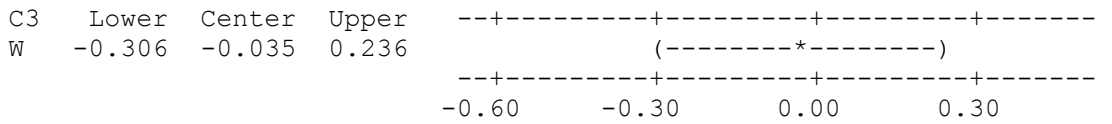


C3 = T subtracted from:



University of Moratuwa, Sri Lanka
 Electronic Theses & Dissertations
www.lib.mrt.ac.lk

C3 = U subtracted from:

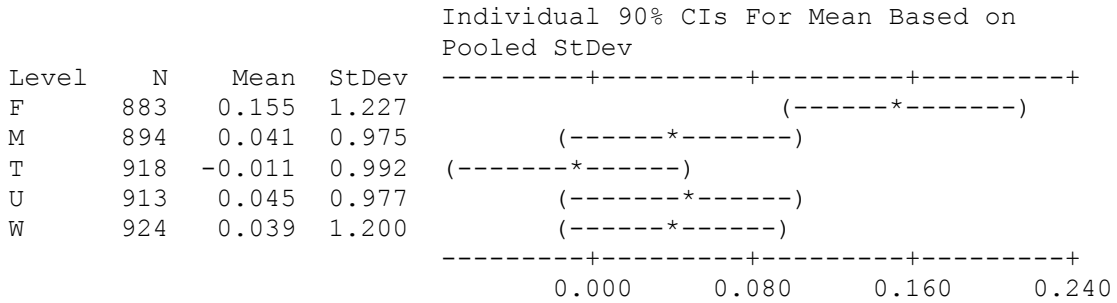


Full Period (January 1985 to December 2003)

One-way ANOVA: Daily Return1 versus Day of Week

Source	DF	SS	MS	F	P
Day of Week	4	13.38	3.35	2.87	0.022
Error	4527	5278.32	1.17		
Total	4531	5291.71			

S = 1.080 R-Sq = 0.25% R-Sq(adj) = 0.16%

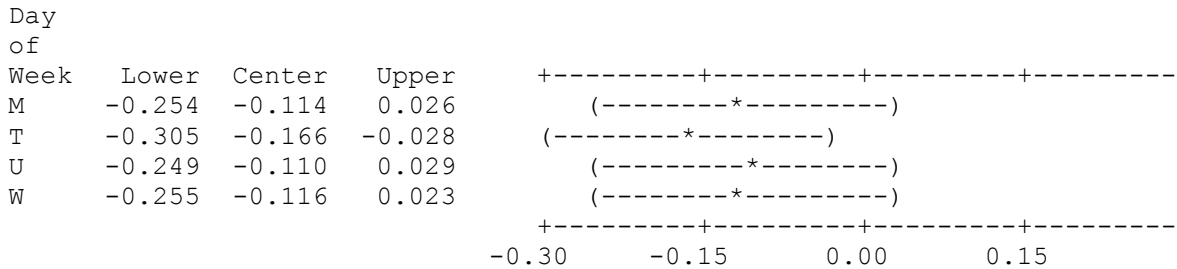


Pooled StDev = 1.080

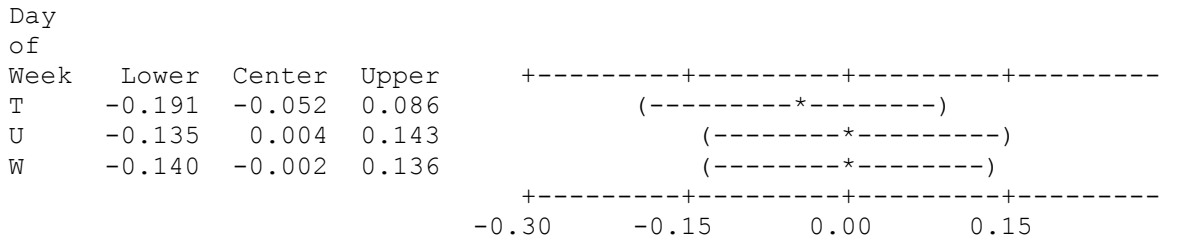
Tukey 95% Simultaneous Confidence Intervals
All Pairwise Comparisons among Levels of Day of Week

Individual confidence level = 99.36%

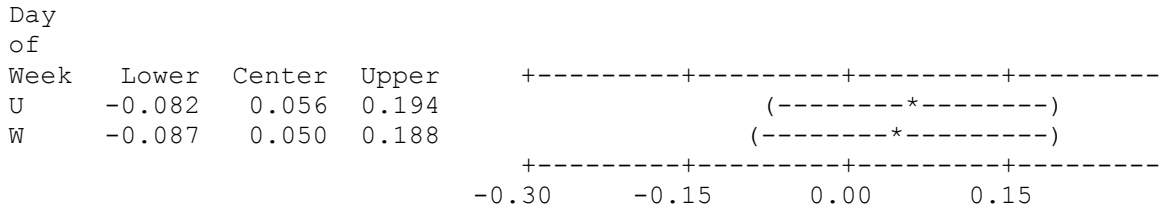
Day of Week = F subtracted from:



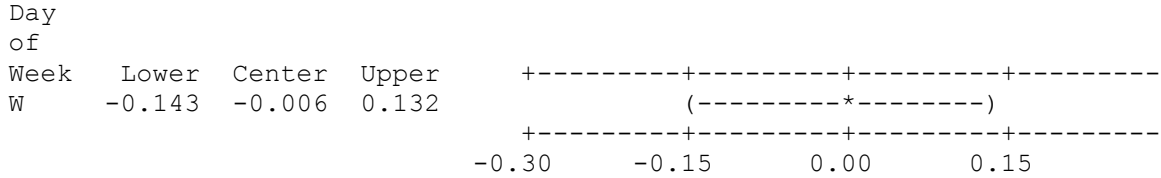
Day of Week = M subtracted from:



Day of Week = T subtracted from:




Day of Week = U subtracted from:



One-way ANOVA: Daily Return1 versus Day of Week

Source	DF	SS	MS	F	P
Day of Week	4	13.38	3.35	2.87	0.022
Error	4527	5278.32	1.17		
Total	4531	5291.71			

S = 1.080 R-Sq = 0.25% R-Sq(adj) = 0.16%

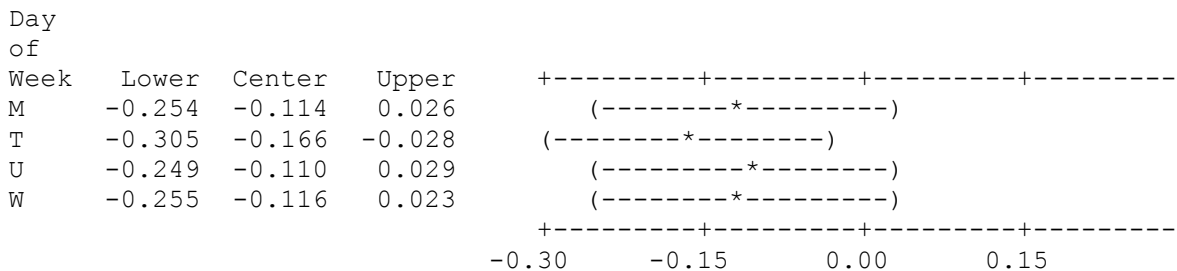


Pooled StDev = 1.080

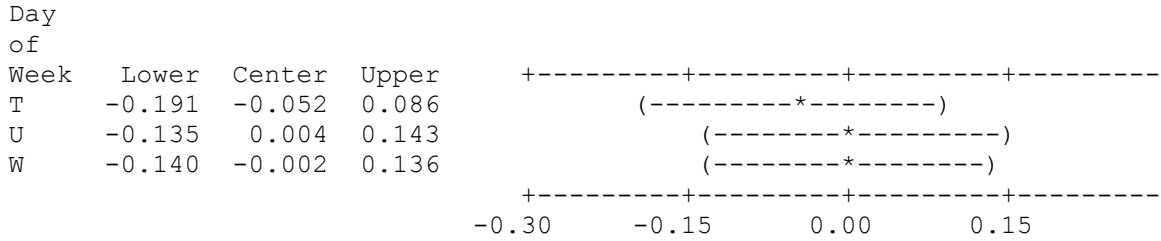
Tukey 95% Simultaneous Confidence Intervals
All Pairwise Comparisons among Levels of Day of Week

Individual confidence level = 99.36%

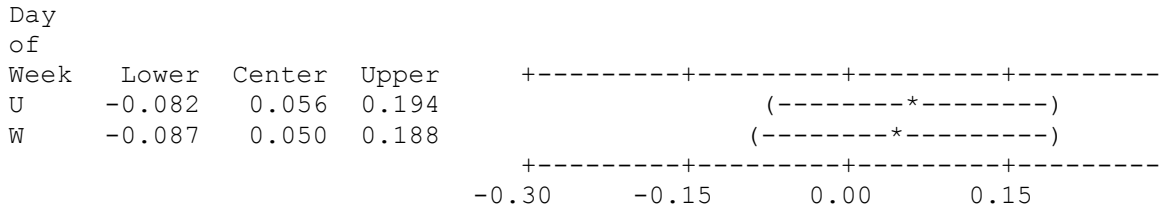
Day of Week = F subtracted from:



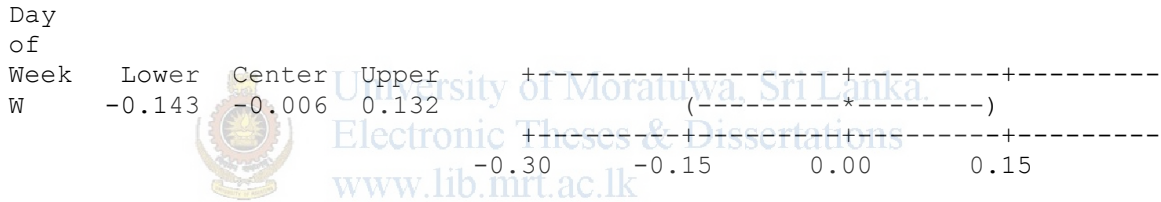
Day of Week = M subtracted from:



Day of Week = T subtracted from:



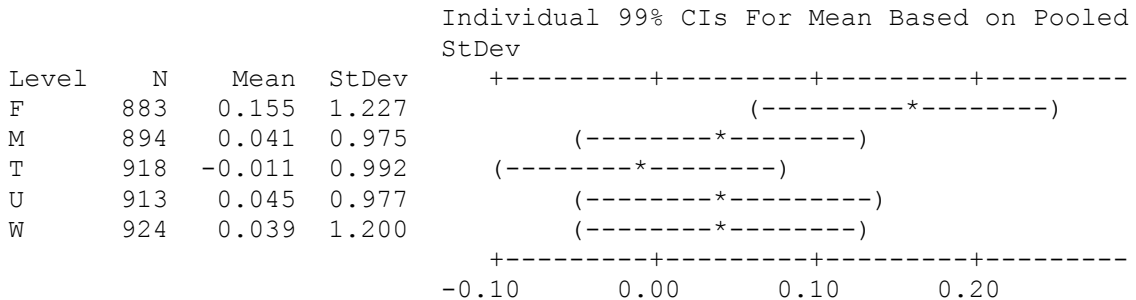
Day of Week = U subtracted from:



One-way ANOVA: Daily Return1 versus Day of Week

Source	DF	SS	MS	F	P
Day of Week	4	13.38	3.35	2.87	0.022
Error	4527	5278.32	1.17		
Total	4531	5291.71			

S = 1.080 R-Sq = 0.25% R-Sq(adj) = 0.16%

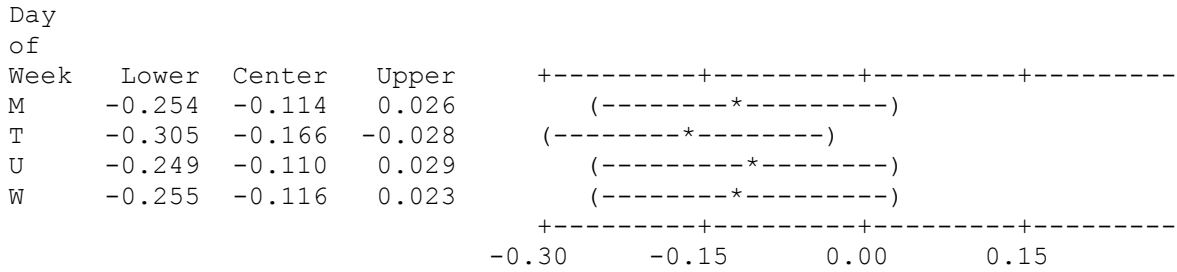


Pooled StDev = 1.080

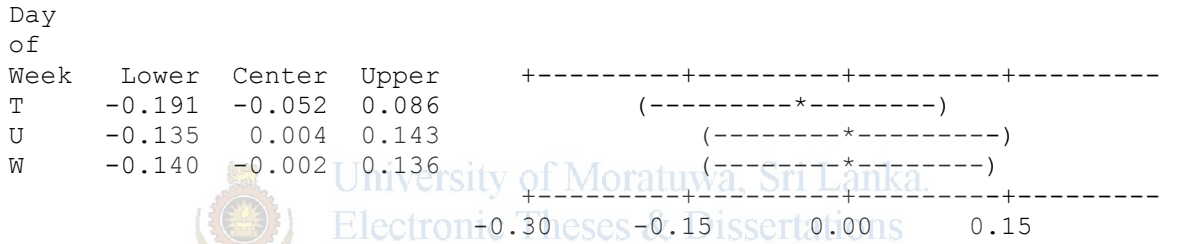
Tukey 95% Simultaneous Confidence Intervals
 All Pairwise Comparisons among Levels of Day of Week

Individual confidence level = 99.36%

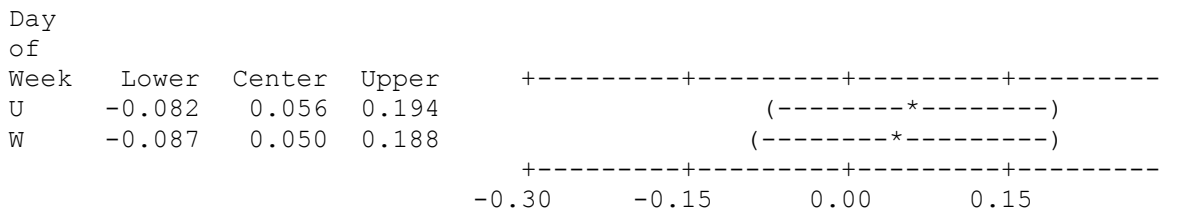
Day of Week = F subtracted from:



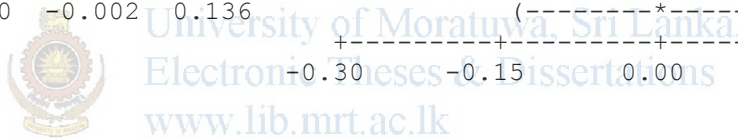
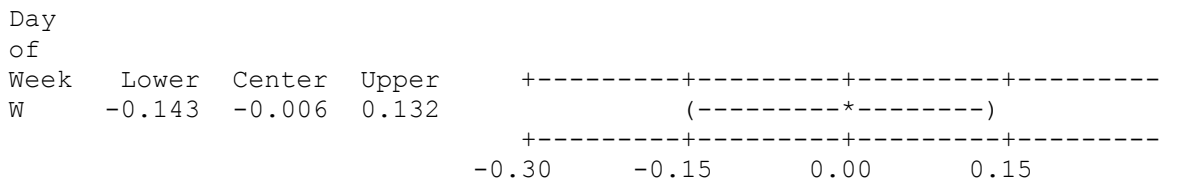
Day of Week = M subtracted from:



Day of Week = T subtracted from:



Day of Week = U subtracted from:



Extracts of data Analysis of - t

First Period (January 1985 to May 1997)

One-Sample T: C3

Test of mu = 0.053 vs not = 0.053

Variable	N	Mean	StDev	SE Mean	95% CI	T	P
C3	599	0.053723	1.094663	0.044727	(-0.034118, 0.141563)	0.02	0.987

Wednes

One-Sample T: C3

Test of mu = 0.053 vs not = 0.053

Variable	N	Mean	StDev	SE Mean	95% CI	T
C3	594	0.043721	0.928385	0.038092	(-0.031091, 0.118532)	-0.24

Variable	P
C3	0.808

Thursday

One-Sample T: C3

Test of mu = 0.053 vs not = 0.053

Variable	N	Mean	StDev	SE Mean	95% CI	T
C3	596	0.040084	0.954108	0.039082	(-0.036671, 0.116839)	-0.33

Variable	P
C3	0.741

Tuesday

One-Sample T: C3

Test of mu = 0.053 vs not = 0.053

Variable	N	Mean	StDev	SE Mean	95% CI	T	P
C3	579	0.120725	0.900857	0.037438	(0.047194, 0.194257)	1.81	0.071

Monday

One-Sample T: C3

Test of mu = 0.053 vs not = 0.053

Variable	N	Mean	StDev	SE Mean	95% CI	T	P
C3	579	0.087997	0.941250	0.039117	(0.011168, 0.164825)	0.89	0.371

Second Period (June 1997 to December 2002)

One-Sample T: C3

Test of mu = 0.053 vs not = 0.053

Variable	N	Mean	StDev	SE Mean	95% CI	T
C3	325	0.012123	1.374754	0.076258	(-0.137899, 0.162146)	-0.54

Variable	P
C3	0.592

Wed



University of Moratuwa, Sri Lanka.
Electronic Theses & Dissertations
www.lib.mrt.ac.lk

One-Sample T: C3

Test of mu = 0.053 vs not = 0.053

Variable	N	Mean	StDev	SE Mean	95% CI	T
C3	319	0.047022	1.063111	0.059523	(-0.070086, 0.164130)	-0.10

Variable	P
C3	0.920

Thursday

One-Sample T: C3

Test of mu = 0.053 vs not = 0.053

Variable	N	Mean	StDev	SE Mean	95% CI	T
C3	322	-0.106584	1.053014	0.058682	(-0.222034, 0.008866)	-2.72

Variable	P
C3	0.007

Tuesday

One-Sample T: C3

Test of mu = 0.053 vs not = 0.053

Variable	N	Mean	StDev	SE Mean	95% CI	T
C3	315	-0.105746	1.085602	0.061167	(-0.226094, 0.014602)	-2.60

Variable	P
C3	0.010

Monday

One-Sample T: C3

Test of mu = 0.053 vs not = 0.053

Variable	N	Mean	StDev	SE Mean	95% CI	T	P
C3	304	0.282993	1.632183	0.093612	(0.098781, 0.467206)	2.46	0.015

Full Period (January 1985 to December 2003)

One-Sample T: C3

Test of mu = 0.053 vs not = 0.053

Variable	N	Mean	StDev	SE Mean	95% CI	T	P
C3	883	0.155130	1.226529	0.041276	(0.074120, 0.236141)	2.47	0.014

Friday

One-Sample T: C3

Test of mu = 0.053 vs not = 0.053

Variable	N	Mean	StDev	SE Mean	95% CI	T
C3	894	0.040928	0.975394	0.032622	(-0.023096, 0.104953)	-0.37

Variable	P
C3	0.711

Monday

One-Sample T: C3

Test of mu = 0.053 vs not = 0.053

Variable	N	Mean	StDev	SE Mean	95% CI	T
C3	918	-0.011362	0.991829	0.032735	(-0.075606, 0.052883)	-1.97

Variable	P
C3	0.050

Tuesday

One-Sample T: C3

Test of mu = 0.053 vs not = 0.053

Variable	N	Mean	StDev	SE Mean	95% CI	T
C3	913	0.044874	0.976990	0.032334	(-0.018583, 0.108331)	-0.25

Variable	P
C3	0.802

Thursday

One-Sample T: C3

Test of mu = 0.053 vs not = 0.053

Variable	N	Mean	StDev	SE Mean	95% CI	T
C3	924	0.039091	1.200074	0.039480	(-0.038389, 0.116571)	-0.35

Variable	P
C3	0.725

Wednesday



University of Moratuwa, Sri Lanka.
Electronic Theses & Dissertations
www.lit.mrt.ac.lk

Extracts of Data Collected

Trading Date	All Share Price Index	Day of Week	Daily Return
02-Jan-85	96.09	W	
03-Jan-85	96.08	U	-0.01
04-Jan-85	96.05	F	-0.03
07-Jan-85	96.18	M	0.14
08-Jan-85	96.34	T	0.17
09-Jan-85	96.34	W	0.00
10-Jan-85	96.32	U	-0.02
11-Jan-85	96.32	F	0.00
15-Jan-85	96.27	M	-0.05
16-Jan-85	96.27	T	0.00
17-Jan-85	96.27	W	0.00
18-Jan-85	97.04	U	0.80
21-Jan-85	97.08	M	0.04
22-Jan-85	96.95	T	-0.13
23-Jan-85	96.91	W	-0.04
24-Jan-85	96.75	U	-0.17
25-Jan-85	96.74	F	-0.01
28-Jan-85	96.72	M	-0.02
29-Jan-85	96.87	T	0.15
30-Jan-85	96.87	W	0.00
31-Jan-85	96.71	U	-0.17
01-Feb-85	96.68	F	-0.03
06-Feb-85	96.70	W	0.02
07-Feb-85	96.71	U	0.01
08-Feb-85	99.05	F	2.39
11-Feb-85	99.09	M	0.04
12-Feb-85	99.10	T	0.01
13-Feb-85	99.10	W	0.00
14-Feb-85	98.99	U	-0.11
15-Feb-85	99.19	F	0.20
18-Feb-85	99.40	M	0.21
19-Feb-85	99.40	T	0.00
20-Feb-85	99.58	W	0.18
21-Feb-85	99.71	U	0.13
22-Feb-85	99.77	F	0.06

25-Feb-85	100.44	M	0.67
26-Feb-85	100.90	T	0.46
27-Feb-85	101.40	W	0.49
28-Feb-85	101.48	U	0.08
01-Mar-85	101.47	F	-0.01
04-Mar-85	101.56	M	0.09
05-Mar-85	101.63	T	0.07
07-Mar-85	101.53	U	-0.10
08-Mar-85	102.58	F	1.03
11-Mar-85	103.05	M	0.46
12-Mar-85	103.07	T	0.02
13-Mar-85	103.18	W	0.11
14-Mar-85	102.74	U	-0.43
15-Mar-85	102.88	F	0.14
18-Mar-85	102.32	M	-0.55
19-Mar-85	103.90	T	1.53
20-Mar-85	104.70	W	0.77
21-Mar-85	106.37	U	1.58
22-Mar-85	102.32	F	-3.88
25-Mar-85	103.52	M	1.17
26-Mar-85	103.94	T	0.40
27-Mar-85	104.11	W	0.16
28-Mar-85	104.51	U	0.38
29-Mar-85	105.04	F	0.51
01-Apr-85	105.40	M	0.34
02-Apr-85	105.98	T	0.55
03-Apr-85	105.79	W	-0.18
08-Apr-85	105.69	M	-0.09
09-Apr-85	106.22	T	0.50
10-Apr-85	106.28	W	0.06
15-Apr-85	106.23	M	-0.05
16-Apr-85	106.23	T	0.00
17-Apr-85	106.20	W	-0.03
18-Apr-85	113.30	U	6.47
19-Apr-85	113.27	F	-0.03
22-Apr-85	113.27	M	0.00
23-Apr-85	106.13	T	-6.51
24-Apr-85	105.74	W	-0.37
25-Apr-85	105.78	U	0.04
26-Apr-85	105.34	F	-0.42
29-Apr-85	105.39	M	0.05
30-Apr-85	105.98	T	0.56
02-May-85	106.02	U	0.04
03-May-85	106.11	F	0.08
07-May-85	106.05	T	-0.06
08-May-85	105.83	W	-0.21
09-May-85	105.44	U	-0.37
10-May-85	104.73	F	-0.68
13-May-85	104.63	M	-0.10
14-May-85	104.59	T	-0.04



University of Moratuwa, Sri Lanka.
 Electronic Theses & Dissertations
www.lib.mrt.ac.lk

15-May-85	104.83	W	0.23
16-May-85	104.68	U	-0.14
17-May-85	104.73	F	0.05
20-May-85	104.48	M	-0.24
21-May-85	104.49	T	0.01
23-May-85	104.39	W	-0.10
24-May-85	104.40	U	0.01
27-May-85	104.39	M	-0.01
28-May-85	104.44	T	0.05
29-May-85	104.08	W	-0.35
30-May-85	103.82	U	-0.25
31-May-85	103.50	F	-0.31
03-Jun-85	103.44	M	-0.06
04-Jun-85	103.11	T	-0.32
05-Jun-85	103.03	W	-0.08
06-Jun-85	103.36	U	0.32
07-Jun-85	103.34	F	-0.02
10-Jun-85	103.26	M	-0.08
11-Jun-85	103.46	T	0.19
12-Jun-85	103.58	W	0.12
13-Jun-85	103.63	U	0.05
14-Jun-85	103.19	F	-0.43
17-Jun-85	103.34	M	0.15
18-Jun-85	103.35	T	0.01
19-Jun-85	103.23	W	-0.12
20-Jun-85	103.23	U	0.00
21-Jun-85	103.13	F	-0.10
24-Jun-85	102.68	M	-0.44
25-Jun-85	102.72	T	0.04
26-Jun-85	102.40	W	-0.31
27-Jun-85	102.39	U	-0.01
28-Jun-85	102.40	F	0.01
02-Jul-85	101.91	T	-0.48
03-Jul-85	101.66	W	-0.25
04-Jul-85	101.72	U	0.06
05-Jul-85	101.52	F	-0.20
08-Jul-85	101.95	M	0.42
09-Jul-85	102.12	T	0.17
10-Jul-85	102.29	W	0.17
11-Jul-85	102.41	U	0.12
12-Jul-85	102.48	F	0.07
15-Jul-85	102.58	M	0.10
16-Jul-85	102.77	T	0.19
17-Jul-85	102.75	W	-0.02
18-Jul-85	102.89	U	0.14
19-Jul-85	103.12	F	0.22
22-Jul-85	103.43	M	0.30
23-Jul-85	103.41	T	-0.02
24-Jul-85	103.45	W	0.04
25-Jul-85	103.65	U	0.19



University of Moratuwa, Sri Lanka.
 Electronic Theses & Dissertations
www.lib.mrt.ac.lk

26-Jul-85	103.52	F	-0.13
29-Jul-85	103.61	M	0.09
30-Jul-85	103.58	T	-0.03
01-Aug-85	103.57	U	-0.01
02-Aug-85	104.26	F	0.66
05-Aug-85	104.51	M	0.24
06-Aug-85	104.52	T	0.01
07-Aug-85	104.61	W	0.09
08-Aug-85	104.76	U	0.14
09-Aug-85	104.74	F	-0.02
12-Aug-85	105.72	M	0.93
13-Aug-85	106.15	T	0.41
14-Aug-85	106.45	W	0.28
15-Aug-85	106.61	U	0.15
16-Aug-85	106.46	F	-0.14
19-Aug-85	106.49	M	0.03
20-Aug-85	106.56	T	0.07
21-Aug-85	106.93	W	0.35
22-Aug-85	106.70	U	-0.22
23-Aug-85	106.98	F	0.26
26-Aug-85	104.10	M	-2.73
27-Aug-85	104.08	T	-0.02
28-Aug-85	103.82	W	-0.25
30-Aug-85	104.01	F	0.18
02-Sep-85	104.03	M	0.02
03-Sep-85	104.41	T	0.36
04-Sep-85	104.05	W	-0.35
05-Sep-85	104.10	U	0.05
06-Sep-85	103.88	F	-0.21
09-Sep-85	104.03	M	0.14
10-Sep-85	104.12	T	0.09
11-Sep-85	104.10	W	-0.02
12-Sep-85	104.08	U	-0.02
13-Sep-85	104.08	F	0.00
16-Sep-85	104.13	M	0.05
17-Sep-85	104.13	T	0.00
18-Sep-85	104.22	W	0.09
19-Sep-85	104.31	U	0.09
20-Sep-85	104.35	F	0.04
23-Sep-85	104.24	M	-0.11
24-Sep-85	104.45	T	0.20
25-Sep-85	104.52	W	0.07
26-Sep-85	100.32	U	-4.10
27-Sep-85	100.48	F	0.16
30-Sep-85	100.90	M	0.42
01-Oct-85	100.93	T	0.03
02-Oct-85	100.82	W	-0.11
03-Oct-85	101.15	U	0.33
04-Oct-85	101.21	F	0.06
07-Oct-85	101.24	M	0.03



University of Moratuwa, Sri Lanka.
Electronic Theses & Dissertations
www.lib.mrt.ac.lk

08-Oct-85	102.60	T	1.33
09-Oct-85	102.35	W	-0.24
10-Oct-85	102.40	U	0.05
11-Oct-85	102.54	F	0.14
14-Oct-85	102.59	M	0.05
15-Oct-85	102.52	T	-0.07
16-Oct-85	102.52	W	0.00
17-Oct-85	102.50	U	-0.02
18-Oct-85	103.08	F	0.56
21-Oct-85	103.53	M	0.44
22-Oct-85	104.40	T	0.84
23-Oct-85	105.45	W	1.00
24-Oct-85	105.56	U	0.10
25-Oct-85	105.68	F	0.11
29-Oct-85	105.70	T	0.02
30-Oct-85	105.81	W	0.10
31-Oct-85	106.00	U	0.18
01-Nov-85	106.22	F	0.21
04-Nov-85	106.27	M	0.05
05-Nov-85	106.29	T	0.02
06-Nov-85	105.61	W	-0.64
07-Nov-85	105.85	U	0.23
08-Nov-85	105.86	F	0.01
11-Nov-85	105.97	M	0.10
12-Nov-85	106.04	T	0.07
13-Nov-85	106.08	W	0.04
14-Nov-85	106.56	U	0.45
15-Nov-85	106.61	F	0.05
18-Nov-85	106.61	M	0.00
19-Nov-85	106.82	T	0.20
20-Nov-85	107.03	W	0.20
21-Nov-85	107.71	U	0.63
22-Nov-85	107.71	F	0.00
26-Nov-85	108.52	T	0.75
28-Nov-85	108.85	U	0.30
29-Nov-85	108.69	F	-0.15
02-Dec-85	109.13	M	0.40
03-Dec-85	110.00	T	0.79
04-Dec-85	111.01	W	0.91
05-Dec-85	113.72	U	2.41
06-Dec-85	118.95	F	4.50
09-Dec-85	126.66	M	6.28
10-Dec-85	130.79	T	3.21
11-Dec-85	131.89	W	0.84
12-Dec-85	128.77	U	-2.39
13-Dec-85	125.45	F	-2.61
16-Dec-85	123.17	M	-1.83
17-Dec-85	123.52	T	0.28
18-Dec-85	122.96	W	-0.45
19-Dec-85	122.92	U	-0.03



University of Moratuwa, Sri Lanka.
 Electronic Theses & Dissertations
www.lib.mrt.ac.lk

20-Dec-85	121.68	F	-1.01
30-Dec-85	121.51	M	-0.14
31-Dec-85	121.97	T	0.38
02-Jan-86	122.04	U	0.06
03-Jan-86	118.98	F	-2.54
06-Jan-86	119.07	M	0.08
07-Jan-86	118.94	T	-0.11
08-Jan-86	118.50	W	-0.37
09-Jan-86	118.47	U	-0.03
10-Jan-86	118.14	F	-0.28
13-Jan-86	118.15	M	0.01
15-Jan-86	117.79	W	-0.31
16-Jan-86	118.12	U	0.28
17-Jan-86	118.62	F	0.42
20-Jan-86	119.36	M	0.62
21-Jan-86	119.99	T	0.53
22-Jan-86	122.02	W	1.68
23-Jan-86	123.49	U	1.20
24-Jan-86	123.50	F	0.01
27-Jan-86	124.63	M	0.91
28-Jan-86	125.20	T	0.46
29-Jan-86	125.23	W	0.02
30-Jan-86	125.20	U	-0.02
31-Jan-86	126.08	F	0.70
03-Feb-86	126.18	M	0.08
05-Feb-86	126.82	W	0.51
06-Feb-86	127.38	U	0.44
07-Feb-86	127.43	F	0.04
10-Feb-86	127.44	M	0.01
11-Feb-86	127.50	T	0.05
12-Feb-86	127.90	W	0.31
13-Feb-86	128.33	U	0.34
14-Feb-86	128.88	F	0.43
17-Feb-86	129.10	M	0.17
18-Feb-86	130.06	T	0.74
19-Feb-86	130.32	W	0.20
20-Feb-86	130.52	U	0.15
21-Feb-86	130.53	F	0.01
25-Feb-86	130.75	T	0.17
26-Feb-86	130.85	W	0.08
27-Feb-86	130.69	U	-0.12
28-Feb-86	131.11	F	0.32
03-Mar-86	131.04	M	-0.05
04-Mar-86	130.70	T	-0.26
05-Mar-86	131.50	W	0.61
06-Mar-86	131.69	U	0.14
07-Mar-86	132.21	F	0.39
10-Mar-86	132.04	M	-0.13
11-Mar-86	132.62	T	0.44
12-Mar-86	132.43	W	-0.14



University of Moratuwa, Sri Lanka.
 Electronic Theses & Dissertations
www.lib.mrt.ac.lk

13-Mar-86	132.42	U	-0.01
14-Mar-86	132.50	F	0.06
17-Mar-86	132.57	M	0.05
18-Mar-86	132.80	T	0.17
19-Mar-86	133.32	W	0.39
20-Mar-86	132.99	U	-0.25
21-Mar-86	133.08	F	0.07
24-Mar-86	132.80	T	-0.21
26-Mar-86	132.82	U	0.02
27-Mar-86	132.93	F	0.08
31-Mar-86	133.45	M	0.39
01-Apr-86	135.78	T	1.73
02-Apr-86	135.51	W	-0.20
03-Apr-86	135.64	U	0.10
04-Apr-86	135.24	F	-0.30
07-Apr-86	135.67	M	0.32
08-Apr-86	135.69	T	0.01
09-Apr-86	135.60	W	-0.07
10-Apr-86	135.20	U	-0.30
11-Apr-86	136.06	F	0.63
21-Apr-86	135.77	M	-0.21
22-Apr-86	136.18	T	0.30
23-Apr-86	136.21	W	0.02
25-Apr-86	135.60	F	-0.45
28-Apr-86	135.59	M	-0.01
29-Apr-86	135.42	T	-0.13
30-Apr-86	135.49	W	0.05
02-May-86	135.32	F	-0.13
05-May-86	135.93	M	0.45
06-May-86	135.98	T	0.04
07-May-86	135.37	W	-0.45
08-May-86	135.20	U	-0.13
09-May-86	135.25	F	0.04
12-May-86	134.50	M	-0.56
13-May-86	134.62	T	0.09
14-May-86	134.72	W	0.07
15-May-86	134.68	U	-0.03
16-May-86	134.92	F	0.18
19-May-86	134.93	M	0.01
20-May-86	134.97	T	0.03
26-May-86	134.77	M	-0.15
27-May-86	135.01	T	0.18
28-May-86	134.47	W	-0.40
29-May-86	134.36	U	-0.08
30-May-86	134.23	F	-0.10
02-Jun-86	134.24	M	0.01
03-Jun-86	133.15	T	-0.82
04-Jun-86	132.30	W	-0.64
05-Jun-86	131.75	U	-0.42
06-Jun-86	131.22	F	-0.40



University of Moratuwa, Sri Lanka.
 Electronic Theses & Dissertations
www.lib.mrt.ac.lk

09-Jun-86	130.96	M	-0.20
10-Jun-86	130.86	T	-0.08
11-Jun-86	130.34	W	-0.40
12-Jun-86	129.90	U	-0.34
13-Jun-86	129.87	F	-0.02
16-Jun-86	129.45	M	-0.32
17-Jun-86	129.60	T	0.12
18-Jun-86	129.15	W	-0.35
19-Jun-86	129.46	U	0.24
20-Jun-86	128.67	F	-0.61
23-Jun-86	128.17	M	-0.39
24-Jun-86	128.57	T	0.31
25-Jun-86	128.69	W	0.09
26-Jun-86	127.21	U	-1.16
27-Jun-86	127.62	F	0.32
30-Jun-86	129.21	M	1.24
01-Jul-86	129.39	T	0.14
02-Jul-86	129.43	W	0.03
03-Jul-86	129.47	U	0.03
04-Jul-86	129.63	F	0.12
07-Jul-86	129.92	M	0.22
08-Jul-86	130.00	T	0.06
09-Jul-86	130.32	W	0.25
10-Jul-86	131.23	U	0.70
11-Jul-86	131.29	F	0.05
14-Jul-86	131.66	M	0.28
15-Jul-86	131.80	T	0.11
16-Jul-86	131.34	W	-0.35
17-Jul-86	131.72	U	0.29
18-Jul-86	132.12	F	0.30
21-Jul-86	132.30	M	0.14
22-Jul-86	132.33	T	0.02
23-Jul-86	132.24	W	-0.07
24-Jul-86	132.50	U	0.20
25-Jul-86	132.69	F	0.14
28-Jul-86	133.71	M	0.77
29-Jul-86	133.24	T	-0.35
30-Jul-86	133.30	W	0.05
31-Jul-86	134.59	U	0.96
01-Aug-86	135.79	F	0.89
04-Aug-86	139.15	M	2.44
05-Aug-86	140.50	T	0.97
06-Aug-86	141.55	W	0.74
07-Aug-86	142.22	U	0.47
08-Aug-86	143.22	F	0.70
11-Aug-86	144.29	M	0.74
12-Aug-86	144.49	T	0.14
13-Aug-86	144.30	W	-0.13
14-Aug-86	144.19	U	-0.08
15-Aug-86	144.32	F	0.09



University of Moratuwa, Sri Lanka.
Electronic Theses & Dissertations
www.lib.mrt.ac.lk

18-Aug-86	144.59	M	0.19
20-Aug-86	145.61	W	0.70
21-Aug-86	145.14	U	-0.32
22-Aug-86	144.72	F	-0.29
25-Aug-86	145.59	M	0.60
26-Aug-86	145.68	T	0.06
27-Aug-86	145.65	W	-0.02
28-Aug-86	145.07	U	-0.40
29-Aug-86	145.12	F	0.03
01-Sep-86	144.91	M	-0.14
02-Sep-86	144.68	T	-0.16
03-Sep-86	144.75	W	0.05
04-Sep-86	146.32	U	1.08
05-Sep-86	146.08	F	-0.16
08-Sep-86	146.22	M	0.10
09-Sep-86	147.32	T	0.75
10-Sep-86	146.14	W	-0.80
11-Sep-86	146.24	U	0.07
12-Sep-86	148.66	F	1.64
15-Sep-86	148.70	M	0.03
16-Sep-86	148.67	T	-0.02
18-Sep-86	148.91	U	0.16
19-Sep-86	148.86	F	-0.03
22-Sep-86	149.33	M	0.32
23-Sep-86	149.88	T	0.37
24-Sep-86	150.60	W	0.48
25-Sep-86	151.41	U	0.54
26-Sep-86	149.98	F	-0.95
29-Sep-86	148.47	M	-1.01
30-Sep-86	149.32	T	0.57
01-Oct-86	149.16	W	-0.11
02-Oct-86	148.81	U	-0.23
03-Oct-86	148.55	F	-0.17
06-Oct-86	148.53	M	-0.01
07-Oct-86	147.06	T	-0.99
08-Oct-86	146.67	W	-0.27
09-Oct-86	144.62	U	-1.41
10-Oct-86	144.33	F	-0.20
13-Oct-86	143.63	M	-0.49
14-Oct-86	143.28	T	-0.24
15-Oct-86	142.87	W	-0.29
16-Oct-86	142.55	U	-0.22
20-Oct-86	142.57	M	0.01
21-Oct-86	142.09	T	-0.34
22-Oct-86	141.99	W	-0.07
23-Oct-86	141.63	U	-0.25
24-Oct-86	141.62	F	-0.01
27-Oct-86	142.14	M	0.37
28-Oct-86	142.03	T	-0.08
29-Oct-86	142.26	W	0.16



University of Moratuwa, Sri Lanka.
Electronic Theses & Dissertations
www.lib.mrt.ac.lk

30-Oct-86	142.42	U	0.11
31-Oct-86	142.12	F	-0.21
03-Nov-86	142.30	M	0.13
04-Nov-86	141.49	T	-0.57
05-Nov-86	141.83	W	0.24
06-Nov-86	141.80	U	-0.02
07-Nov-86	141.95	F	0.11
10-Nov-86	141.96	M	0.01
11-Nov-86	142.45	T	0.34
12-Nov-86	142.25	W	-0.14
13-Nov-86	140.26	U	-1.41
17-Nov-86	139.60	M	-0.47
18-Nov-86	139.05	T	-0.39
19-Nov-86	140.44	W	0.99
20-Nov-86	140.07	U	-0.26
21-Nov-86	140.55	F	0.34
24-Nov-86	139.97	M	-0.41
25-Nov-86	139.72	T	-0.18
26-Nov-86	139.84	W	0.09
27-Nov-86	139.94	U	0.07
28-Nov-86	139.67	F	-0.19
01-Dec-86	140.09	M	0.30
02-Dec-86	140.66	T	0.41
03-Dec-86	140.80	W	0.10
04-Dec-86	141.19	U	0.28
05-Dec-86	141.21	F	0.01
08-Dec-86	141.28	M	0.05
09-Dec-86	141.20	T	-0.06
10-Dec-86	141.46	W	0.18
11-Dec-86	141.42	U	-0.03
12-Dec-86	141.20	F	-0.16
16-Dec-86	141.25	T	0.04
17-Dec-86	141.66	W	0.29
18-Dec-86	140.91	U	-0.53
19-Dec-86	141.01	F	0.07
22-Dec-86	140.98	M	-0.02
23-Dec-86	141.24	T	0.18
02-Jan-87	141.28	F	0.03
05-Jan-87	140.56	M	-0.51
06-Jan-87	140.68	T	0.09
07-Jan-87	140.74	W	0.04
08-Jan-87	140.94	U	0.14
09-Jan-87	141.37	F	0.30
12-Jan-87	141.54	M	0.12
13-Jan-87	141.47	T	-0.05
15-Jan-87	141.00	U	-0.33
16-Jan-87	141.23	F	0.16
19-Jan-87	141.77	M	0.38
20-Jan-87	141.93	T	0.11
21-Jan-87	142.29	W	0.25



University of Moratuwa, Sri Lanka.
 Electronic Theses & Dissertations
 www.lib.mrt.ac.lk

22-Jan-87	142.71	U	0.29
23-Jan-87	143.33	F	0.43
26-Jan-87	143.69	M	0.25
27-Jan-87	146.17	T	1.71
28-Jan-87	145.95	W	-0.15
29-Jan-87	145.77	U	-0.12
30-Jan-87	144.08	F	-1.17
02-Feb-87	144.11	M	0.02
03-Feb-87	144.60	T	0.34
05-Feb-87	145.10	U	0.35
06-Feb-87	144.64	F	-0.32
09-Feb-87	146.73	M	1.43
10-Feb-87	147.75	T	0.69
11-Feb-87	147.95	W	0.14
12-Feb-87	152.12	U	2.78
16-Feb-87	153.96	M	1.20
17-Feb-87	150.89	T	-2.01
18-Feb-87	150.93	W	0.03
19-Feb-87	152.26	U	0.88
20-Feb-87	153.48	F	0.80
23-Feb-87	153.69	M	0.14
24-Feb-87	153.25	T	-0.29
25-Feb-87	152.44	W	-0.53
26-Feb-87	152.28	U	-0.11
27-Feb-87	152.77	F	0.32
02-Mar-87	153.32	M	0.36
03-Mar-87	153.57	T	0.16
04-Mar-87	153.35	W	-0.14
05-Mar-87	153.44	U	0.06
06-Mar-87	146.92	F	-4.34
09-Mar-87	145.69	M	-0.84
10-Mar-87	146.13	T	0.30
11-Mar-87	146.33	W	0.14
12-Mar-87	146.38	U	0.03
13-Mar-87	146.82	F	0.30
16-Mar-87	146.72	M	-0.07
17-Mar-87	146.78	T	0.04
18-Mar-87	146.79	W	0.01
19-Mar-87	146.85	U	0.04
20-Mar-87	147.39	F	0.37
23-Mar-87	147.10	M	-0.20
24-Mar-87	147.13	T	0.02
25-Mar-87	155.63	W	5.62
26-Mar-87	155.73	U	0.06
27-Mar-87	155.07	F	-0.42
30-Mar-87	154.59	M	-0.31
31-Mar-87	154.50	T	-0.06
01-Apr-87	154.36	W	-0.09
02-Apr-87	154.02	U	-0.22
03-Apr-87	153.96	F	-0.04



University of Moratuwa, Sri Lanka.
 Electronic Theses & Dissertations
www.lib.mrt.ac.lk

06-Apr-87	153.19	M	-0.50
07-Apr-87	153.33	T	0.09
08-Apr-87	153.57	W	0.16
09-Apr-87	153.77	U	0.13
10-Apr-87	153.71	F	-0.04
20-Apr-87	154.90	M	0.77
21-Apr-87	155.66	T	0.49
24-Apr-87	155.60	F	-0.04
27-Apr-87	155.61	M	0.01
28-Apr-87	156.26	T	0.42
29-Apr-87	157.36	W	0.70
30-Apr-87	157.23	U	-0.08
04-May-87	158.19	M	0.61
05-May-87	158.71	T	0.33
06-May-87	159.83	W	0.70
07-May-87	160.61	U	0.49
08-May-87	161.21	F	0.37
11-May-87	160.50	M	-0.44
12-May-87	159.80	T	-0.44
15-May-87	160.18	F	0.24
18-May-87	160.30	M	0.07
19-May-87	160.36	T	0.04
20-May-87	160.90	W	0.34
21-May-87	161.59	U	0.43
26-May-87	162.40	T	0.50
27-May-87	162.41	W	0.01
28-May-87	161.76	U	-0.40
29-May-87	161.74	F	-0.01
01-Jun-87	162.23	M	0.30
02-Jun-87	162.50	T	0.17
03-Jun-87	162.85	W	0.22
04-Jun-87	162.64	U	-0.13
05-Jun-87	162.01	F	-0.39
08-Jun-87	162.11	M	0.06
09-Jun-87	161.68	T	-0.27
10-Jun-87	161.34	W	-0.21
12-Jun-87	160.98	F	-0.22
15-Jun-87	161.40	M	0.26
16-Jun-87	161.42	T	0.01
17-Jun-87	161.55	W	0.08
18-Jun-87	162.63	U	0.67
19-Jun-87	163.23	F	0.37
22-Jun-87	163.43	M	0.12
23-Jun-87	163.24	T	-0.12
24-Jun-87	163.35	W	0.07
25-Jun-87	162.82	U	-0.32
26-Jun-87	163.84	F	0.62
29-Jun-87	163.66	M	-0.11
30-Jun-87	164.55	T	0.54
01-Jul-87	163.85	W	-0.43



University of Moratuwa, Sri Lanka.
 Electronic Theses & Dissertations
 www.lib.mrt.ac.lk

02-Jul-87	162.99	U	-0.53
03-Jul-87	162.76	F	-0.14
06-Jul-87	164.44	M	1.03
07-Jul-87	164.57	T	0.08
08-Jul-87	164.55	W	-0.01
09-Jul-87	165.69	U	0.69
13-Jul-87	165.61	M	-0.05
14-Jul-87	165.30	T	-0.19
15-Jul-87	164.58	W	-0.44
16-Jul-87	164.31	U	-0.16
17-Jul-87	163.93	F	-0.23
20-Jul-87	163.43	M	-0.31
21-Jul-87	163.54	T	0.07
22-Jul-87	163.46	W	-0.05
23-Jul-87	163.52	U	0.04
24-Jul-87	165.36	F	1.12
27-Jul-87	166.80	M	0.87
28-Jul-87	167.68	T	0.53
03-Aug-87	169.03	M	0.80
04-Aug-87	169.16	T	0.08
05-Aug-87	169.32	W	0.09
06-Aug-87	169.37	U	0.03
07-Aug-87	171.07	F	1.00
10-Aug-87	174.45	M	1.96
11-Aug-87	175.85	T	0.80
12-Aug-87	176.99	W	0.65
13-Aug-87	177.94	U	0.54
14-Aug-87	178.82	F	0.49
17-Aug-87	178.63	M	-0.11
18-Aug-87	178.12	T	-0.29
19-Aug-87	178.09	W	-0.02
20-Aug-87	179.87	U	0.99
21-Aug-87	180.72	F	0.47
24-Aug-87	181.09	M	0.20
25-Aug-87	181.03	T	-0.03
26-Aug-87	181.69	W	0.36
27-Aug-87	182.05	U	0.20
28-Aug-87	181.75	F	-0.16
31-Aug-87	182.44	M	0.38
01-Sep-87	182.63	T	0.10
02-Sep-87	183.04	W	0.22
03-Sep-87	184.35	U	0.71
04-Sep-87	184.98	F	0.34
08-Sep-87	184.11	T	-0.47
09-Sep-87	184.41	W	0.16
10-Sep-87	185.21	U	0.43
11-Sep-87	182.58	F	-1.43
14-Sep-87	183.74	M	0.63
15-Sep-87	184.19	T	0.24
16-Sep-87	184.77	W	0.31



University of Moratuwa, Sri Lanka.
 Electronic Theses & Dissertations
www.lib.mrt.ac.lk

17-Sep-87	186.25	U	0.80
18-Sep-87	187.44	F	0.64
21-Sep-87	187.01	M	-0.23
22-Sep-87	188.74	T	0.92
23-Sep-87	189.70	W	0.51
24-Sep-87	191.84	U	1.12
25-Sep-87	192.11	F	0.14
28-Sep-87	191.45	M	-0.34
29-Sep-87	191.47	T	0.01
30-Sep-87	194.32	W	1.48
01-Oct-87	196.01	U	0.87
02-Oct-87	200.51	F	2.27
05-Oct-87	203.64	M	1.55
07-Oct-87	203.90	W	0.13
08-Oct-87	207.67	U	1.83
09-Oct-87	212.55	F	2.32
12-Oct-87	218.28	M	2.66
13-Oct-87	217.00	T	-0.59
14-Oct-87	219.42	W	1.11
15-Oct-87	219.99	U	0.26
16-Oct-87	221.62	F	0.74
19-Oct-87	218.35	M	-1.49
20-Oct-87	218.07	T	-0.13
21-Oct-87	219.23	W	0.53
22-Oct-87	218.99	U	-0.11
23-Oct-87	219.69	F	0.32
26-Oct-87	221.51	M	0.83
27-Oct-87	222.18	T	0.30
28-Oct-87	223.37	W	0.53
29-Oct-87	223.31	U	-0.03
30-Oct-87	223.74	F	0.19
02-Nov-87	223.05	M	-0.31
03-Nov-87	221.31	T	-0.78
04-Nov-87	222.22	W	0.41
06-Nov-87	221.68	F	-0.24
09-Nov-87	219.80	M	-0.85
10-Nov-87	219.15	T	-0.30
11-Nov-87	218.10	W	-0.48
12-Nov-87	217.75	U	-0.16
13-Nov-87	217.31	F	-0.20
16-Nov-87	217.14	M	-0.08
17-Nov-87	217.74	T	0.28
18-Nov-87	221.39	W	1.66
19-Nov-87	224.00	U	1.17
20-Nov-87	223.77	F	-0.10
23-Nov-87	223.91	M	0.06
24-Nov-87	224.96	T	0.47
25-Nov-87	224.42	W	-0.24
26-Nov-87	224.39	U	-0.01
27-Nov-87	224.18	F	-0.09



University of Moratuwa, Sri Lanka.
 Electronic Theses & Dissertations
 www.lib.mrt.ac.lk

30-Nov-87	223.98	M	-0.09
01-Dec-87	223.84	W	-0.06
02-Dec-87	223.45	U	-0.17
03-Dec-87	222.17	F	-0.57
07-Dec-87	221.38	M	-0.36
08-Dec-87	221.44	T	0.03
09-Dec-87	220.06	W	-0.63
10-Dec-87	220.44	U	0.17
11-Dec-87	219.25	F	-0.54
14-Dec-87	218.37	M	-0.40
15-Dec-87	218.28	T	-0.04
16-Dec-87	218.37	W	0.04
17-Dec-87	217.34	U	-0.47
18-Dec-87	217.94	F	0.28
21-Dec-87	217.73	M	-0.10
22-Dec-87	218.76	T	0.47
23-Dec-87	219.12	W	0.16
04-Jan-88	219.22	M	0.05
05-Jan-88	218.61	T	-0.28
06-Jan-88	217.66	W	-0.44
07-Jan-88	218.28	U	0.28
08-Jan-88	216.38	F	-0.87
11-Jan-88	212.18	M	-1.96
12-Jan-88	211.61	T	-0.27
13-Jan-88	208.00	W	-1.72
14-Jan-88	206.08	U	-0.93
18-Jan-88	203.56	M	-1.23
19-Jan-88	199.63	T	-1.95
20-Jan-88	197.46	W	-1.09
21-Jan-88	197.63	U	0.09
22-Jan-88	198.62	F	0.50
25-Jan-88	199.96	M	0.67
26-Jan-88	201.73	T	0.88
27-Jan-88	203.57	W	0.91
28-Jan-88	206.25	U	1.31
29-Jan-88	205.22	F	-0.50
01-Feb-88	205.38	M	0.08
03-Feb-88	205.60	W	0.11
05-Feb-88	205.49	F	-0.05
08-Feb-88	206.64	M	0.56
09-Feb-88	206.51	T	-0.06
10-Feb-88	204.87	W	-0.80
11-Feb-88	204.98	U	0.05
12-Feb-88	207.69	F	1.31
15-Feb-88	207.66	M	-0.01
16-Feb-88	207.00	T	-0.32
17-Feb-88	207.06	W	0.03
18-Feb-88	205.84	U	-0.59
19-Feb-88	205.25	F	-0.29
22-Feb-88	204.57	M	-0.33



University of Moratuwa, Sri Lanka.
 Electronic Theses & Dissertations
www.lib.mrt.ac.lk

23-Feb-88	201.20	T	-1.66
24-Feb-88	200.40	W	-0.40
25-Feb-88	199.98	U	-0.21
26-Feb-88	198.66	F	-0.66
29-Feb-88	198.12	M	-0.27
01-Mar-88	197.22	T	-0.46
02-Mar-88	195.90	W	-0.67
04-Mar-88	195.29	F	-0.31
07-Mar-88	192.84	M	-1.26
08-Mar-88	192.65	T	-0.10
09-Mar-88	192.38	W	-0.14
10-Mar-88	191.77	U	-0.32
11-Mar-88	191.48	F	-0.15
14-Mar-88	192.48	M	0.52
15-Mar-88	191.56	T	-0.48
16-Mar-88	190.34	W	-0.64
17-Mar-88	187.31	U	-1.60
18-Mar-88	184.44	F	-1.54
21-Mar-88	182.80	M	-0.89
22-Mar-88	180.80	T	-1.10
23-Mar-88	179.88	W	-0.51
24-Mar-88	178.23	U	-0.92
25-Mar-88	177.37	F	-0.48
28-Mar-88	176.60	M	-0.44
29-Mar-88	175.10	T	-0.85
30-Mar-88	175.29	W	0.11
31-Mar-88	173.47	U	-1.04
04-Apr-88	175.27	M	1.03
05-Apr-88	176.26	T	0.56
06-Apr-88	175.09	W	-0.67
07-Apr-88	175.11	U	0.01
08-Apr-88	175.36	F	0.14
11-Apr-88	177.83	M	1.40
14-Apr-88	177.91	U	0.04
15-Apr-88	178.32	F	0.23
18-Apr-88	179.37	M	0.59
19-Apr-88	180.02	T	0.36
20-Apr-88	176.05	W	-2.23
21-Apr-88	175.95	U	-0.06
22-Apr-88	175.95	F	0.00
25-Apr-88	175.55	M	-0.23
26-Apr-88	175.50	T	-0.03
27-Apr-88	175.63	W	0.07
28-Apr-88	175.92	U	0.16
29-Apr-88	175.49	F	-0.24
03-May-88	175.09	T	-0.23
04-May-88	175.41	W	0.18
05-May-88	174.95	U	-0.26
06-May-88	175.03	F	0.05
09-May-88	175.46	M	0.25



University of Moratuwa, Sri Lanka.
 Electronic Theses & Dissertations
 www.lib.mrt.ac.lk

10-May-88	175.22	T	-0.14
11-May-88	178.62	W	1.92
12-May-88	178.61	U	-0.01
13-May-88	179.50	F	0.50
16-May-88	179.20	M	-0.17
17-May-88	178.06	T	-0.64
18-May-88	178.38	W	0.18
19-May-88	178.31	U	-0.04
20-May-88	178.20	F	-0.06
24-May-88	179.31	T	0.62
25-May-88	179.97	W	0.37
26-May-88	180.23	U	0.14
27-May-88	180.26	F	0.02
01-Jun-88	180.06	W	-0.11
02-Jun-88	179.85	U	-0.12
03-Jun-88	179.28	F	-0.32
06-Jun-88	179.11	M	-0.09
07-Jun-88	178.81	T	-0.17
08-Jun-88	179.86	W	0.59
09-Jun-88	180.44	U	0.32
10-Jun-88	180.52	F	0.04
13-Jun-88	180.04	M	-0.27
14-Jun-88	179.84	T	-0.11
15-Jun-88	179.95	W	0.06
16-Jun-88	179.26	U	-0.38
17-Jun-88	177.88	F	-0.77
20-Jun-88	177.84	M	-0.02
21-Jun-88	177.81	T	-0.02
22-Jun-88	177.51	W	-0.17
23-Jun-88	176.48	U	-0.58
24-Jun-88	176.33	F	-0.09
27-Jun-88	176.28	M	-0.03
28-Jun-88	175.29	T	-0.56
30-Jun-88	175.00	U	-0.17
01-Jul-88	175.01	F	0.01
04-Jul-88	174.48	M	-0.30
05-Jul-88	171.01	T	-2.01
06-Jul-88	170.93	W	-0.05
07-Jul-88	171.84	U	0.53
08-Jul-88	171.99	F	0.09
11-Jul-88	172.98	M	0.57
12-Jul-88	172.93	T	-0.03
13-Jul-88	171.99	W	-0.55
14-Jul-88	171.81	U	-0.10
15-Jul-88	169.77	F	-1.19
18-Jul-88	169.65	M	-0.07
19-Jul-88	168.13	T	-0.90
20-Jul-88	168.04	W	-0.05
21-Jul-88	168.13	U	0.05
22-Jul-88	168.08	F	-0.03



University of Moratuwa, Sri Lanka.
Electronic Theses & Dissertations
www.lib.mrt.ac.lk

25-Jul-88	167.28	M	-0.48
26-Jul-88	166.79	T	-0.29
27-Jul-88	166.07	W	-0.43
29-Jul-88	164.80	U	-0.77
01-Aug-88	165.97	M	0.71
02-Aug-88	165.42	T	-0.33
03-Aug-88	162.50	W	-1.78
04-Aug-88	162.94	U	0.27
05-Aug-88	163.09	F	0.09
08-Aug-88	161.90	M	-0.73
09-Aug-88	161.48	T	-0.26
10-Aug-88	160.89	W	-0.37
11-Aug-88	158.74	U	-1.35
12-Aug-88	158.05	F	-0.44
15-Aug-88	157.29	M	-0.48
16-Aug-88	157.34	T	0.03
17-Aug-88	156.63	W	-0.45
18-Aug-88	156.16	U	-0.30
19-Aug-88	155.69	F	-0.30
22-Aug-88	155.60	M	-0.06
23-Aug-88	155.28	T	-0.21
24-Aug-88	154.68	W	-0.39
25-Aug-88	153.01	U	-1.09
29-Aug-88	152.56	M	-0.29
30-Aug-88	151.83	T	-0.48
31-Aug-88	152.05	W	0.14
01-Sep-88	151.04	U	-0.67
02-Sep-88	150.92	F	-0.08
05-Sep-88	150.57	M	-0.23
06-Sep-88	150.85	T	0.19
07-Sep-88	151.14	W	0.19
08-Sep-88	150.79	U	-0.23
09-Sep-88	150.49	F	-0.20
12-Sep-88	150.39	M	-0.07
13-Sep-88	150.21	T	-0.12
14-Sep-88	149.93	W	-0.19
15-Sep-88	149.42	U	-0.34
16-Sep-88	148.83	F	-0.40
19-Sep-88	149.12	M	0.19
20-Sep-88	149.45	T	0.22
21-Sep-88	149.13	W	-0.21
22-Sep-88	149.14	U	0.01
23-Sep-88	149.83	F	0.46
26-Sep-88	149.64	M	-0.13
27-Sep-88	150.08	T	0.29
28-Sep-88	150.61	W	0.35
29-Sep-88	150.81	U	0.13
30-Sep-88	149.75	F	-0.71
03-Oct-88	149.74	M	-0.01
04-Oct-88	149.61	T	-0.09



University of Moratuwa, Sri Lanka.
 Electronic Theses & Dissertations
www.lib.mrt.ac.lk

05-Oct-88	149.90	W	0.19
06-Oct-88	149.94	U	0.03
07-Oct-88	151.40	F	0.97
10-Oct-88	151.11	M	-0.19
11-Oct-88	151.25	T	0.09
12-Oct-88	152.74	W	0.98
13-Oct-88	153.29	U	0.36
14-Oct-88	152.85	F	-0.29
17-Oct-88	152.92	M	0.05
18-Oct-88	152.65	T	-0.18
19-Oct-88	151.71	W	-0.62
20-Oct-88	150.32	U	-0.92
21-Oct-88	149.52	F	-0.53
26-Oct-88	149.37	W	-0.10
27-Oct-88	150.39	U	0.68
28-Oct-88	150.38	F	-0.01
31-Oct-88	150.43	M	0.03
01-Nov-88	149.70	T	-0.49
02-Nov-88	149.14	W	-0.37
04-Nov-88	148.72	F	-0.28
07-Nov-88	147.44	M	-0.86
08-Nov-88	147.34	T	-0.07
09-Nov-88	144.97	W	-1.62
11-Nov-88	145.05	F	0.06
14-Nov-88	144.19	M	-0.59
15-Nov-88	142.72	T	-1.02
16-Nov-88	142.17	W	-0.39
17-Nov-88	141.44	U	-0.51
18-Nov-88	140.60	F	-0.60
21-Nov-88	140.11	M	-0.35
22-Nov-88	140.09	T	-0.01
24-Nov-88	140.14	U	0.04
25-Nov-88	138.61	F	-1.10
28-Nov-88	137.86	M	-0.54
29-Nov-88	137.83	T	-0.02
30-Nov-88	137.47	W	-0.26
01-Dec-88	137.26	U	-0.15
02-Dec-88	136.61	F	-0.47
05-Dec-88	136.48	M	-0.10
06-Dec-88	136.88	T	0.29
07-Dec-88	135.96	W	-0.67
08-Dec-88	136.29	U	0.24
09-Dec-88	136.45	F	0.12
12-Dec-88	136.38	M	-0.05
13-Dec-88	136.41	T	0.02
14-Dec-88	136.56	W	0.11
15-Dec-88	137.61	U	0.77
16-Dec-88	138.79	F	0.85
19-Dec-88	138.44	M	-0.25
21-Dec-88	140.76	W	1.66



University of Moratuwa, Sri Lanka.
 Electronic Theses & Dissertations
 www.lib.mrt.ac.lk

28-Dec-88	164.51	W	15.59
29-Dec-88	169.19	U	2.81
30-Dec-88	168.68	F	-0.30
02-Jan-89	166.74	M	-1.16
03-Jan-89	167.67	T	0.56
04-Jan-89	168.54	W	0.52
05-Jan-89	164.94	U	-2.16
06-Jan-89	163.82	F	-0.68
09-Jan-89	162.52	M	-0.80
10-Jan-89	161.76	T	-0.47
11-Jan-89	161.54	W	-0.14
12-Jan-89	160.44	U	-0.68
13-Jan-89	160.68	F	0.15
16-Jan-89	160.82	M	0.09
17-Jan-89	160.74	T	-0.05
18-Jan-89	161.98	W	0.77
19-Jan-89	162.52	U	0.33
20-Jan-89	166.06	F	2.15
23-Jan-89	165.77	M	-0.17
24-Jan-89	166.10	T	0.20
25-Jan-89	167.56	W	0.88
26-Jan-89	168.82	U	0.75
27-Jan-89	173.40	F	2.68
30-Jan-89	174.31	M	0.52
31-Jan-89	173.50	T	-0.47
01-Feb-89	173.97	W	0.27
02-Feb-89	174.61	U	0.37
03-Feb-89	174.42	F	-0.11
06-Feb-89	174.86	M	0.25
07-Feb-89	174.75	T	-0.06
08-Feb-89	176.68	W	1.10
09-Feb-89	176.73	U	0.03
10-Feb-89	178.00	F	0.72
13-Feb-89	179.83	M	1.02
14-Feb-89	182.01	T	1.20
15-Feb-89	182.03	W	0.01
17-Feb-89	182.69	F	0.36
21-Feb-89	182.81	T	0.07
22-Feb-89	182.95	W	0.08
23-Feb-89	182.17	U	-0.43
24-Feb-89	181.30	F	-0.48
27-Feb-89	180.36	M	-0.52
28-Feb-89	179.93	T	-0.24
01-Mar-89	179.76	W	-0.09
02-Mar-89	179.41	U	-0.19
03-Mar-89	179.81	F	0.22
06-Mar-89	179.64	M	-0.09
07-Mar-89	179.93	T	0.16
08-Mar-89	183.51	W	1.97
09-Mar-89	182.97	U	-0.29



University of Moratuwa, Sri Lanka.
 Electronic Theses & Dissertations
www.lib.mrt.ac.lk

10-Mar-89	181.78	F	-0.65
13-Mar-89	181.71	M	-0.04
14-Mar-89	181.47	T	-0.13
15-Mar-89	180.62	W	-0.47
16-Mar-89	179.71	U	-0.51
17-Mar-89	179.56	F	-0.08
20-Mar-89	178.51	M	-0.59
22-Mar-89	178.43	W	-0.04
23-Mar-89	178.45	U	0.01
27-Mar-89	176.42	M	-1.14
28-Mar-89	177.07	T	0.37
29-Mar-89	177.09	W	0.01
30-Mar-89	177.72	U	0.36
31-Mar-89	178.10	F	0.21
03-Apr-89	177.94	M	-0.09
04-Apr-89	177.95	T	0.01
05-Apr-89	178.14	W	0.11
06-Apr-89	178.24	U	0.06
07-Apr-89	178.27	F	0.02
10-Apr-89	182.97	M	2.60
11-Apr-89	182.29	T	-0.37
12-Apr-89	181.24	W	-0.58
17-Apr-89	181.47	M	0.13
18-Apr-89	180.67	T	-0.44
19-Apr-89	181.12	W	0.25
21-Apr-89	180.81	F	-0.17
24-Apr-89	180.96	M	0.08
25-Apr-89	181.01	T	0.03
26-Apr-89	181.29	W	0.15
27-Apr-89	180.85	U	-0.24
28-Apr-89	181.31	F	0.25
02-May-89	181.75	T	0.24
03-May-89	183.77	W	1.11
04-May-89	184.30	U	0.29
05-May-89	184.45	F	0.08
08-May-89	184.80	M	0.19
09-May-89	184.64	T	-0.09
10-May-89	185.23	W	0.32
11-May-89	185.80	U	0.31
12-May-89	186.67	F	0.47
15-May-89	186.93	M	0.14
16-May-89	186.50	T	-0.23
17-May-89	186.29	W	-0.11
18-May-89	185.77	U	-0.28
19-May-89	185.13	F	-0.35
24-May-89	185.00	W	-0.07
25-May-89	184.38	U	-0.34
26-May-89	184.28	F	-0.05
29-May-89	184.14	M	-0.08
30-May-89	183.59	T	-0.30



University of Moratuwa, Sri Lanka.
 Electronic Theses & Dissertations
 www.lib.mrt.ac.lk

31-May-89	182.89	W	-0.38
01-Jun-89	181.94	U	-0.52
02-Jun-89	181.75	F	-0.10
05-Jun-89	180.62	M	-0.62
06-Jun-89	180.41	T	-0.12
07-Jun-89	180.25	W	-0.09
08-Jun-89	179.33	U	-0.51
09-Jun-89	178.76	F	-0.32
12-Jun-89	177.78	M	-0.55
13-Jun-89	176.90	T	-0.50
14-Jun-89	175.32	W	-0.90
15-Jun-89	175.56	U	0.14
16-Jun-89	175.09	F	-0.27
19-Jun-89	176.08	M	0.56
20-Jun-89	175.97	T	-0.06
21-Jun-89	175.30	W	-0.38
22-Jun-89	175.93	U	0.36
23-Jun-89	175.93	F	0.00
27-Jun-89	175.36	T	-0.32
28-Jun-89	175.42	W	0.03
29-Jun-89	173.67	U	-1.00
30-Jun-89	173.97	F	0.17
03-Jul-89	175.26	M	0.74
04-Jul-89	174.19	T	-0.61
05-Jul-89	174.74	W	0.32
06-Jul-89	173.88	U	-0.49
07-Jul-89	173.11	F	-0.44
10-Jul-89	172.79	M	-0.19
11-Jul-89	172.74	T	-0.03
12-Jul-89	173.36	W	0.36
13-Jul-89	173.35	U	-0.01
14-Jul-89	173.11	F	-0.14
17-Jul-89	173.29	M	0.10
19-Jul-89	173.52	W	0.13
20-Jul-89	173.88	U	0.21
21-Jul-89	174.38	F	0.29
24-Jul-89	174.13	M	-0.14
25-Jul-89	174.14	T	0.01
26-Jul-89	173.94	W	-0.11
27-Jul-89	174.37	U	0.25
31-Jul-89	174.93	M	0.32
01-Aug-89	174.95	T	0.01
02-Aug-89	175.10	W	0.09
03-Aug-89	174.76	U	-0.19
07-Aug-89	174.05	M	-0.41
08-Aug-89	173.05	T	-0.58
09-Aug-89	172.53	W	-0.30
10-Aug-89	172.13	U	-0.23
11-Aug-89	172.33	F	0.12
14-Aug-89	172.14	M	-0.11



University of Moratuwa, Sri Lanka.
 Electronic Theses & Dissertations
www.lib.mrt.ac.lk

17-Aug-89	170.86	U	-0.75
18-Aug-89	166.39	F	-2.65
21-Aug-89	166.07	M	-0.19
22-Aug-89	164.65	T	-0.86
23-Aug-89	162.25	W	-1.47
24-Aug-89	161.81	U	-0.27
25-Aug-89	161.43	F	-0.24
29-Aug-89	161.05	T	-0.24
30-Aug-89	159.88	W	-0.73
31-Aug-89	159.50	U	-0.24
01-Sep-89	159.10	F	-0.25
04-Sep-89	160.13	M	0.65
05-Sep-89	160.05	T	-0.05
06-Sep-89	160.46	W	0.26
07-Sep-89	160.49	U	0.02
08-Sep-89	160.65	F	0.10
11-Sep-89	161.24	M	0.37
12-Sep-89	163.70	T	1.51
13-Sep-89	165.66	W	1.19
15-Sep-89	165.22	F	-0.27
18-Sep-89	163.89	M	-0.81
19-Sep-89	163.08	T	-0.50
20-Sep-89	163.15	W	0.04
21-Sep-89	162.74	U	-0.25
22-Sep-89	162.23	F	-0.31
25-Sep-89	162.23	M	0.00
26-Sep-89	162.16	T	-0.04
27-Sep-89	162.43	W	0.17
28-Sep-89	163.18	U	0.46
29-Sep-89	163.94	F	0.46
02-Oct-89	164.22	M	0.17
03-Oct-89	165.38	T	0.70
04-Oct-89	165.51	W	0.08
05-Oct-89	165.41	U	-0.06
06-Oct-89	165.31	F	-0.06
09-Oct-89	165.33	M	0.01
10-Oct-89	165.91	T	0.35
11-Oct-89	165.63	W	-0.17
12-Oct-89	165.73	U	0.06
16-Oct-89	166.45	M	0.43
17-Oct-89	167.55	T	0.66
18-Oct-89	168.11	W	0.33
19-Oct-89	168.07	U	-0.02
20-Oct-89	168.43	F	0.21
23-Oct-89	169.03	M	0.36
24-Oct-89	169.21	T	0.11
25-Oct-89	169.98	W	0.45
26-Oct-89	171.38	U	0.82
27-Oct-89	171.55	F	0.10
30-Oct-89	172.05	M	0.29



University of Moratuwa, Sri Lanka.
 Electronic Theses & Dissertations
www.lib.mrt.ac.lk

31-Oct-89	173.34	T	0.75
01-Nov-89	173.53	W	0.11
02-Nov-89	173.92	U	0.22
03-Nov-89	174.37	F	0.26
06-Nov-89	174.61	M	0.14
07-Nov-89	172.67	T	-1.12
08-Nov-89	172.44	W	-0.13
09-Nov-89	173.24	U	0.46
10-Nov-89	174.64	F	0.80
13-Nov-89	174.96	M	0.18
14-Nov-89	176.67	T	0.97
15-Nov-89	178.66	W	1.12
16-Nov-89	183.92	U	2.90
17-Nov-89	187.26	F	1.80
20-Nov-89	188.81	M	0.82
21-Nov-89	188.88	T	0.04
22-Nov-89	187.46	W	-0.75
23-Nov-89	186.68	U	-0.42
24-Nov-89	184.92	F	-0.95
27-Nov-89	184.12	M	-0.43
28-Nov-89	183.97	T	-0.08
29-Nov-89	183.33	W	-0.35
30-Nov-89	182.44	U	-0.49
01-Dec-89	182.61	F	0.09
04-Dec-89	182.44	M	-0.09
05-Dec-89	182.15	T	-0.16
06-Dec-89	182.89	W	0.41
07-Dec-89	183.48	U	0.32
08-Dec-89	182.97	F	-0.28
11-Dec-89	182.88	M	-0.05
13-Dec-89	182.65	W	-0.13
14-Dec-89	182.62	U	-0.02
15-Dec-89	181.53	F	-0.60
18-Dec-89	181.11	M	-0.23
19-Dec-89	180.39	T	-0.40
20-Dec-89	180.14	W	-0.14
21-Dec-89	180.25	U	0.06
22-Dec-89	180.09	F	-0.09
27-Dec-89	179.82	W	-0.15
28-Dec-89	179.79	U	-0.02
29-Dec-89	179.49	F	-0.17
02-Jan-90	180.21	T	0.40
03-Jan-90	180.60	W	0.22
04-Jan-90	180.20	U	-0.22
05-Jan-90	180.32	F	0.07
08-Jan-90	180.32	T	0.00
09-Jan-90	180.66	W	0.19
11-Jan-90	181.44	U	0.43
12-Jan-90	182.74	F	0.71
16-Jan-90	183.52	T	0.43



University of Moratuwa, Sri Lanka.
Electronic Theses & Dissertations
www.lib.mrt.ac.lk

17-Jan-90	186.17	W	1.43
18-Jan-90	188.63	U	1.31
19-Jan-90	191.20	F	1.35
22-Jan-90	191.26	M	0.03
23-Jan-90	192.19	T	0.49
24-Jan-90	192.91	W	0.37
25-Jan-90	192.84	U	-0.04
26-Jan-90	192.45	F	-0.20
29-Jan-90	192.00	M	-0.23
30-Jan-90	193.22	T	0.63
31-Jan-90	193.48	W	0.13
01-Feb-90	194.23	U	0.39
02-Feb-90	195.01	F	0.40
06-Feb-90	195.45	T	0.23
07-Feb-90	195.99	W	0.28
08-Feb-90	197.73	U	0.88
12-Feb-90	200.90	M	1.59
13-Feb-90	201.90	T	0.50
14-Feb-90	203.50	W	0.79
15-Feb-90	205.09	U	0.78
16-Feb-90	205.36	F	0.13
19-Feb-90	205.71	M	0.17
20-Feb-90	206.94	T	0.60
21-Feb-90	207.53	W	0.28
22-Feb-90	208.67	U	0.55
23-Feb-90	209.38	F	0.34
26-Feb-90	211.37	M	0.95
27-Feb-90	212.18	T	0.38
28-Feb-90	213.55	W	0.64
01-Mar-90	214.56	U	0.47
02-Mar-90	215.56	F	0.46
05-Mar-90	218.83	M	1.51
06-Mar-90	221.79	T	1.34
07-Mar-90	225.63	W	1.72
08-Mar-90	227.11	U	0.65
09-Mar-90	228.26	F	0.51
12-Mar-90	228.11	M	-0.07
13-Mar-90	227.77	T	-0.15
14-Mar-90	225.08	W	-1.19
15-Mar-90	224.07	U	-0.45
16-Mar-90	224.63	F	0.25
19-Mar-90	224.75	M	0.05
20-Mar-90	224.79	T	0.02
21-Mar-90	224.93	W	0.06
22-Mar-90	225.55	U	0.28
23-Mar-90	227.45	F	0.84
26-Mar-90	227.39	M	-0.03
27-Mar-90	228.49	T	0.48
28-Mar-90	230.02	W	0.67
29-Mar-90	232.13	U	0.91



University of Moratuwa, Sri Lanka.
Electronic Theses & Dissertations
www.lib.mrt.ac.lk

30-Mar-90	234.79	F	1.14
02-Apr-90	238.37	M	1.51
03-Apr-90	245.80	T	3.07
04-Apr-90	254.63	W	3.53
05-Apr-90	272.69	U	6.85
06-Apr-90	282.15	F	3.41
10-Apr-90	299.67	T	6.02
11-Apr-90	325.23	W	8.19
17-Apr-90	349.81	T	7.29
18-Apr-90	359.27	W	2.67
19-Apr-90	346.48	U	-3.62
20-Apr-90	341.64	F	-1.41
23-Apr-90	350.57	M	2.58
24-Apr-90	352.13	T	0.44
25-Apr-90	344.07	W	-2.32
26-Apr-90	326.77	U	-5.16
27-Apr-90	323.64	F	-0.96
30-Apr-90	320.01	M	-1.13
02-May-90	306.51	W	-4.31
03-May-90	301.74	U	-1.57
04-May-90	312.57	F	3.53
07-May-90	327.78	M	4.75
08-May-90	326.15	T	-0.50
11-May-90	324.09	F	-0.63
14-May-90	320.30	M	-1.18
15-May-90	315.44	T	-1.53
16-May-90	309.83	W	-1.79
17-May-90	306.07	U	-1.22
18-May-90	308.04	F	0.64
21-May-90	309.89	M	0.60
23-May-90	310.37	W	0.15
24-May-90	308.61	U	-0.57
25-May-90	307.02	F	-0.52
28-May-90	302.71	M	-1.41
29-May-90	297.47	T	-1.75
30-May-90	296.74	W	-0.25
31-May-90	306.52	U	3.24
01-Jun-90	334.23	F	8.65
04-Jun-90	347.34	M	3.85
05-Jun-90	345.63	T	-0.49
06-Jun-90	348.57	W	0.85
08-Jun-90	363.38	F	4.16
11-Jun-90	369.53	M	1.68
12-Jun-90	355.08	T	-3.99
13-Jun-90	347.89	W	-2.05
14-Jun-90	326.76	U	-6.27
15-Jun-90	338.37	F	3.49
18-Jun-90	335.81	M	-0.76
19-Jun-90	334.67	T	-0.34
20-Jun-90	337.94	W	0.97



University of Moratuwa, Sri Lanka.
 Electronic Theses & Dissertations
www.lib.mrt.ac.lk

21-Jun-90	343.82	U	1.72
22-Jun-90	349.58	F	1.66
25-Jun-90	361.54	M	3.36
26-Jun-90	369.91	T	2.29
27-Jun-90	375.74	W	1.56
28-Jun-90	373.69	U	-0.55
29-Jun-90	363.04	F	-2.89
02-Jul-90	362.96	M	-0.02
03-Jul-90	365.85	T	0.79
04-Jul-90	368.75	W	0.79
05-Jul-90	364.81	U	-1.07
06-Jul-90	363.71	F	-0.30
09-Jul-90	365.07	M	0.37
10-Jul-90	364.70	T	-0.10
11-Jul-90	365.54	W	0.23
12-Jul-90	365.74	U	0.05
13-Jul-90	369.48	F	1.02
16-Jul-90	372.57	M	0.83
17-Jul-90	373.96	T	0.37
18-Jul-90	382.39	W	2.23
19-Jul-90	386.76	U	1.14
20-Jul-90	390.88	F	1.06
23-Jul-90	403.25	M	3.12
24-Jul-90	415.41	T	2.97
25-Jul-90	420.88	W	1.31
26-Jul-90	425.07	U	0.99
27-Jul-90	425.18	F	0.03
30-Jul-90	424.74	M	-0.10
31-Jul-90	423.30	T	-0.34
01-Aug-90	418.42	W	-1.16
02-Aug-90	420.49	U	0.49
03-Aug-90	419.57	F	-0.22
07-Aug-90	424.32	T	1.13
08-Aug-90	425.57	W	0.29
09-Aug-90	429.63	U	0.95
10-Aug-90	437.89	F	1.90
13-Aug-90	438.91	M	0.23
14-Aug-90	436.68	T	-0.51
15-Aug-90	428.77	W	-1.83
16-Aug-90	426.05	U	-0.64
17-Aug-90	424.19	F	-0.44
20-Aug-90	431.89	M	1.80
21-Aug-90	442.17	T	2.35
22-Aug-90	446.25	W	0.92
23-Aug-90	447.81	U	0.35
24-Aug-90	450.56	F	0.61
27-Aug-90	447.83	M	-0.61
28-Aug-90	449.00	T	0.26
29-Aug-90	450.01	W	0.22
30-Aug-90	442.51	U	-1.68



University of Moratuwa, Sri Lanka.
 Electronic Theses & Dissertations
www.lib.mrt.ac.lk

31-Aug-90	439.55	F	-0.67
03-Sep-90	436.83	M	-0.62
05-Sep-90	433.77	W	-0.70
06-Sep-90	432.07	U	-0.39
07-Sep-90	427.38	F	-1.09
10-Sep-90	426.49	M	-0.21
11-Sep-90	424.81	T	-0.39
12-Sep-90	425.89	W	0.25
13-Sep-90	424.97	U	-0.22
14-Sep-90	422.81	F	-0.51
17-Sep-90	424.21	M	0.33
18-Sep-90	425.50	T	0.30
19-Sep-90	424.51	W	-0.23
20-Sep-90	424.72	U	0.05
21-Sep-90	424.73	F	0.00
24-Sep-90	423.27	M	-0.34
25-Sep-90	420.43	T	-0.67
26-Sep-90	418.22	W	-0.53
27-Sep-90	415.34	U	-0.69
28-Sep-90	415.68	F	0.08
01-Oct-90	411.91	M	-0.91
04-Oct-90	408.44	U	-0.85
05-Oct-90	407.16	F	-0.31
08-Oct-90	420.14	M	3.14
09-Oct-90	439.39	T	4.48
10-Oct-90	441.04	W	0.37
11-Oct-90	438.53	U	-0.57
12-Oct-90	436.34	F	-0.50
15-Oct-90	434.48	M	-0.43
16-Oct-90	430.26	T	-0.98
17-Oct-90	424.75	W	-1.29
18-Oct-90	419.16	U	-1.32
19-Oct-90	415.92	F	-0.78
22-Oct-90	417.82	M	0.46
23-Oct-90	417.48	T	-0.08
24-Oct-90	416.82	W	-0.16
25-Oct-90	415.56	U	-0.30
26-Oct-90	415.30	F	-0.06
29-Oct-90	414.01	M	-0.31
30-Oct-90	410.42	T	-0.87
31-Oct-90	407.31	W	-0.76
01-Nov-90	401.51	U	-1.43
05-Nov-90	399.02	M	-0.62
06-Nov-90	396.97	T	-0.52
07-Nov-90	395.37	W	-0.40
08-Nov-90	393.92	U	-0.37
09-Nov-90	392.67	F	-0.32
12-Nov-90	391.73	M	-0.24
13-Nov-90	395.22	T	0.89
14-Nov-90	393.24	W	-0.50



University of Moratuwa, Sri Lanka.
 Electronic Theses & Dissertations
www.lib.mrt.ac.lk

15-Nov-90	391.65	U	-0.41
16-Nov-90	390.63	F	-0.26
19-Nov-90	389.83	M	-0.21
20-Nov-90	388.78	T	-0.27
21-Nov-90	387.90	W	-0.23
22-Nov-90	385.42	U	-0.64
23-Nov-90	383.46	F	-0.51
26-Nov-90	382.63	M	-0.22
27-Nov-90	380.48	T	-0.56
28-Nov-90	379.00	W	-0.39
29-Nov-90	367.46	U	-3.09
30-Nov-90	365.63	F	-0.50
03-Dec-90	363.96	M	-0.46
04-Dec-90	361.93	T	-0.56
05-Dec-90	362.20	W	0.07
06-Dec-90	362.72	U	0.14
07-Dec-90	367.60	F	1.34
10-Dec-90	369.99	M	0.65
11-Dec-90	376.15	T	1.65
12-Dec-90	387.63	W	3.01
13-Dec-90	391.19	U	0.91
14-Dec-90	394.61	F	0.87
17-Dec-90	394.07	M	-0.14
18-Dec-90	394.46	T	0.10
19-Dec-90	392.27	W	-0.56
20-Dec-90	384.22	U	-2.07
21-Dec-90	382.44	F	-0.46
27-Dec-90	383.64	U	0.31
28-Dec-90	384.39	F	0.20
02-Jan-91	386.95	W	0.66
03-Jan-91	390.30	U	0.86
04-Jan-91	388.62	F	-0.43
07-Jan-91	391.99	M	0.86
08-Jan-91	390.67	T	-0.34
09-Jan-91	386.38	W	-1.10
10-Jan-91	386.02	U	-0.09
11-Jan-91	386.26	F	0.06
15-Jan-91	380.07	T	-1.62
16-Jan-91	377.69	W	-0.63
17-Jan-91	373.47	U	-1.12
18-Jan-91	378.37	F	1.30
21-Jan-91	377.33	M	-0.28
22-Jan-91	378.45	T	0.30
23-Jan-91	377.76	W	-0.18
24-Jan-91	379.20	U	0.38
25-Jan-91	377.72	F	-0.39
28-Jan-91	376.31	M	-0.37
30-Jan-91	373.97	W	-0.62
31-Jan-91	372.82	U	-0.31
01-Feb-91	372.43	F	-0.10



University of Moratuwa, Sri Lanka.
 Electronic Theses & Dissertations
www.lib.mrt.ac.lk

05-Feb-91	372.13	T	-0.08
06-Feb-91	371.26	W	-0.23
07-Feb-91	371.36	U	0.03
08-Feb-91	366.82	F	-1.23
11-Feb-91	366.76	M	-0.02
12-Feb-91	368.10	T	0.36
13-Feb-91	366.80	W	-0.35
14-Feb-91	367.37	U	0.16
15-Feb-91	367.60	F	0.06
18-Feb-91	368.25	M	0.18
19-Feb-91	370.90	T	0.72
20-Feb-91	372.83	W	0.52
21-Feb-91	377.98	U	1.37
22-Feb-91	379.83	F	0.49
25-Feb-91	381.58	M	0.46
26-Feb-91	383.25	T	0.44
27-Feb-91	387.33	W	1.06
01-Mar-91	398.72	F	2.90
04-Mar-91	400.96	M	0.56
05-Mar-91	404.91	T	0.98
07-Mar-91	408.23	U	0.82
08-Mar-91	411.27	F	0.74
11-Mar-91	411.77	M	0.12
12-Mar-91	408.61	T	-0.77
13-Mar-91	407.90	W	-0.17
14-Mar-91	407.71	U	-0.05
15-Mar-91	406.10	F	-0.40
18-Mar-91	407.33	M	0.30
19-Mar-91	408.57	T	0.30
20-Mar-91	409.29	W	0.18
21-Mar-91	410.51	U	0.30
22-Mar-91	411.27	F	0.18
25-Mar-91	410.98	M	-0.07
26-Mar-91	408.96	T	-0.49
27-Mar-91	408.99	W	0.01
28-Mar-91	412.11	U	0.76
01-Apr-91	410.43	M	-0.41
02-Apr-91	409.64	T	-0.19
03-Apr-91	409.76	W	0.03
04-Apr-91	408.82	U	-0.23
05-Apr-91	405.67	F	-0.77
08-Apr-91	406.67	M	0.25
09-Apr-91	410.26	T	0.88
10-Apr-91	416.22	W	1.44
11-Apr-91	418.47	U	0.54
16-Apr-91	422.36	T	0.93
17-Apr-91	424.62	W	0.53
18-Apr-91	426.68	U	0.48
19-Apr-91	428.79	F	0.49
22-Apr-91	429.88	M	0.25



University of Moratuwa, Sri Lanka.
 Electronic Theses & Dissertations
www.lib.mrt.ac.lk

23-Apr-91	433.07	T	0.74
24-Apr-91	445.32	W	2.79
25-Apr-91	452.41	U	1.58
26-Apr-91	452.97	F	0.12
29-Apr-91	450.00	M	-0.66
30-Apr-91	448.05	T	-0.43
02-May-91	449.89	U	0.41
03-May-91	450.04	F	0.03
06-May-91	456.11	M	1.34
07-May-91	460.67	T	0.99
08-May-91	464.30	W	0.78
09-May-91	468.75	U	0.95
10-May-91	474.34	F	1.19
13-May-91	474.67	M	0.07
14-May-91	476.63	T	0.41
15-May-91	477.02	W	0.08
16-May-91	475.70	U	-0.28
17-May-91	476.96	F	0.26
20-May-91	480.66	M	0.77
21-May-91	487.61	T	1.44
23-May-91	491.48	U	0.79
24-May-91	494.93	F	0.70
29-May-91	495.39	W	0.09
30-May-91	498.21	U	0.57
31-May-91	497.61	F	-0.12
03-Jun-91	500.32	M	0.54
04-Jun-91	500.81	T	0.10
05-Jun-91	499.89	W	-0.18
06-Jun-91	504.42	U	0.90
07-Jun-91	509.35	F	0.97
10-Jun-91	524.86	M	3.00
11-Jun-91	534.93	T	1.90
12-Jun-91	540.40	W	1.02
13-Jun-91	547.63	U	1.33
14-Jun-91	550.11	F	0.45
17-Jun-91	554.41	M	0.78
18-Jun-91	555.11	T	0.13
19-Jun-91	551.96	W	-0.57
20-Jun-91	546.82	U	-0.94
21-Jun-91	542.40	F	-0.81
24-Jun-91	552.87	M	1.91
25-Jun-91	553.95	T	0.20
27-Jun-91	555.12	W	0.21
28-Jun-91	554.85	U	-0.05
01-Jul-91	552.66	M	-0.40
02-Jul-91	551.00	T	-0.30
03-Jul-91	556.72	W	1.03
04-Jul-91	554.44	U	-0.41
05-Jul-91	556.56	F	0.38
08-Jul-91	563.26	M	1.20

09-Jul-91	569.87	T	1.17
10-Jul-91	581.13	W	1.96
11-Jul-91	583.21	U	0.36
12-Jul-91	579.61	F	-0.62
15-Jul-91	576.76	M	-0.49
16-Jul-91	576.99	T	0.04
17-Jul-91	578.29	W	0.23
18-Jul-91	581.37	U	0.53
19-Jul-91	583.72	F	0.40
22-Jul-91	589.06	M	0.91
23-Jul-91	592.25	T	0.54
24-Jul-91	599.28	W	1.18
25-Jul-91	603.64	U	0.72
29-Jul-91	607.49	M	0.64
30-Jul-91	619.31	T	1.93
31-Jul-91	626.12	W	1.09
01-Aug-91	633.69	U	1.20
02-Aug-91	639.70	F	0.94
05-Aug-91	659.83	M	3.10
06-Aug-91	672.06	T	1.84
07-Aug-91	676.00	W	0.58
08-Aug-91	683.97	U	1.17
09-Aug-91	684.73	F	0.11
12-Aug-91	679.36	M	-0.79
13-Aug-91	669.01	T	-1.54
14-Aug-91	664.16	W	-0.73
15-Aug-91	664.11	U	-0.01
16-Aug-91	666.81	F	0.41
19-Aug-91	676.86	M	1.50
20-Aug-91	677.47	T	0.09
21-Aug-91	670.89	W	-0.98
22-Aug-91	670.34	U	-0.08
23-Aug-91	669.60	F	-0.11
26-Aug-91	664.98	M	-0.69
27-Aug-91	667.00	T	0.30
28-Aug-91	667.25	W	0.04
29-Aug-91	658.72	U	-1.29
30-Aug-91	651.06	F	-1.17
02-Sep-91	634.63	M	-2.56
03-Sep-91	649.23	T	2.27
04-Sep-91	652.57	W	0.51
05-Sep-91	643.52	U	-1.40
06-Sep-91	638.38	F	-0.80
09-Sep-91	641.75	M	0.53
10-Sep-91	639.50	T	-0.35
11-Sep-91	634.14	W	-0.84
12-Sep-91	633.45	U	-0.11
13-Sep-91	634.22	F	0.12
16-Sep-91	632.29	M	-0.30
17-Sep-91	634.66	T	0.37



University of Moratuwa, Sri Lanka.
 Electronic Theses & Dissertations
www.lib.mrt.ac.lk

18-Sep-91	623.41	W	-1.79
19-Sep-91	625.02	U	0.26
20-Sep-91	625.13	F	0.02
25-Sep-91	627.05	W	0.31
26-Sep-91	630.78	U	0.59
27-Sep-91	633.01	F	0.35
30-Sep-91	642.24	M	1.45
01-Oct-91	646.49	T	0.66
02-Oct-91	647.77	W	0.20
03-Oct-91	650.86	U	0.48
04-Oct-91	647.09	F	-0.58
07-Oct-91	647.88	M	0.12
08-Oct-91	651.58	T	0.57
09-Oct-91	651.63	W	0.01
10-Oct-91	651.98	U	0.05
11-Oct-91	653.90	F	0.29
14-Oct-91	654.35	M	0.07
15-Oct-91	657.26	T	0.44
16-Oct-91	661.06	W	0.58
17-Oct-91	663.74	U	0.40
18-Oct-91	661.25	F	-0.38
21-Oct-91	665.48	M	0.64
23-Oct-91	668.65	W	0.48
24-Oct-91	670.43	U	0.27
25-Oct-91	672.59	F	0.32
28-Oct-91	674.05	M	0.22
29-Oct-91	677.88	T	0.57
30-Oct-91	678.03	W	0.02
31-Oct-91	678.02	U	0.00
01-Nov-91	678.97	F	0.14
04-Nov-91	681.11	M	0.31
05-Nov-91	679.24	T	-0.27
06-Nov-91	679.93	W	0.10
07-Nov-91	679.32	U	-0.09
08-Nov-91	678.23	F	-0.16
11-Nov-91	679.04	M	0.12
12-Nov-91	679.17	T	0.02
13-Nov-91	683.33	W	0.61
14-Nov-91	687.00	U	0.54
15-Nov-91	688.49	F	0.22
18-Nov-91	692.67	M	0.61
19-Nov-91	696.02	T	0.48
20-Nov-91	704.46	W	1.21
22-Nov-91	711.65	F	1.02
25-Nov-91	712.75	M	0.15
26-Nov-91	713.30	T	0.08
27-Nov-91	717.19	W	0.54
28-Nov-91	719.16	U	0.27
29-Nov-91	720.94	F	0.25
02-Dec-91	716.65	M	-0.60



University of Moratuwa, Sri Lanka.
 Electronic Theses & Dissertations
www.lib.mrt.ac.lk

03-Dec-91	711.71	T	-0.69
04-Dec-91	712.98	W	0.18
05-Dec-91	710.55	U	-0.34
06-Dec-91	709.29	F	-0.18
09-Dec-91	711.38	M	0.29
10-Dec-91	716.04	T	0.65
11-Dec-91	716.90	W	0.12
12-Dec-91	724.94	U	1.12
13-Dec-91	728.69	F	0.52
16-Dec-91	736.47	M	1.06
17-Dec-91	751.89	T	2.07
18-Dec-91	768.45	W	2.18
19-Dec-91	775.88	U	0.96
23-Dec-91	785.07	M	1.18
24-Dec-91	799.51	T	1.82
27-Dec-91	813.74	F	1.76
30-Dec-91	819.40	M	0.69
31-Dec-91	837.79	T	2.22
02-Jan-92	843.45	U	0.67
03-Jan-92	858.78	F	1.80
06-Jan-92	870.02	M	1.30
07-Jan-92	891.71	T	2.46
08-Jan-92	893.47	W	0.20
09-Jan-92	895.50	U	0.23
10-Jan-92	896.01	F	0.06
13-Jan-92	893.54	M	-0.28
14-Jan-92	888.20	T	-0.60
16-Jan-92	890.64	U	0.27
17-Jan-92	893.64	F	0.34
20-Jan-92	890.88	M	-0.31
21-Jan-92	895.38	T	0.50
22-Jan-92	877.30	W	-2.04
23-Jan-92	866.09	U	-1.29
24-Jan-92	854.38	F	-1.36
27-Jan-92	848.99	M	-0.63
28-Jan-92	846.02	T	-0.35
29-Jan-92	840.35	W	-0.67
30-Jan-92	835.34	U	-0.60
31-Jan-92	843.08	F	0.92
03-Feb-92	847.63	M	0.54
05-Feb-92	846.41	W	-0.14
06-Feb-92	836.09	U	-1.23
07-Feb-92	829.15	F	-0.83
10-Feb-92	829.67	M	0.06
11-Feb-92	825.71	T	-0.48
12-Feb-92	817.29	W	-1.02
13-Feb-92	810.40	U	-0.85
14-Feb-92	809.46	F	-0.12
18-Feb-92	809.89	T	0.05
19-Feb-92	807.34	W	-0.32



University of Moratuwa, Sri Lanka.
 Electronic Theses & Dissertations
www.lib.mrt.ac.lk

20-Feb-92	802.91	U	-0.55
21-Feb-92	800.77	F	-0.27
24-Feb-92	800.59	M	-0.02
25-Feb-92	802.87	T	0.28
26-Feb-92	798.88	W	-0.50
27-Feb-92	797.28	U	-0.20
28-Feb-92	797.90	F	0.08
02-Mar-92	796.63	M	-0.16
03-Mar-92	794.43	T	-0.28
04-Mar-92	790.82	W	-0.46
05-Mar-92	789.70	U	-0.14
06-Mar-92	780.94	F	-1.12
09-Mar-92	779.93	M	-0.13
10-Mar-92	769.64	T	-1.33
11-Mar-92	771.82	W	0.28
12-Mar-92	770.49	U	-0.17
13-Mar-92	772.16	F	0.22
16-Mar-92	776.30	M	0.53
17-Mar-92	781.64	T	0.69
19-Mar-92	788.90	U	0.92
20-Mar-92	793.41	F	0.57
23-Mar-92	798.05	M	0.58
24-Mar-92	796.33	T	-0.22
25-Mar-92	792.36	W	-0.50
26-Mar-92	787.25	U	-0.65
27-Mar-92	783.57	F	-0.47
30-Mar-92	783.02	M	-0.07
31-Mar-92	781.52	T	-0.19
01-Apr-92	781.48	W	-0.01
02-Apr-92	781.88	U	0.05
03-Apr-92	783.59	F	0.22
06-Apr-92	783.58	M	0.00
07-Apr-92	784.63	T	0.13
08-Apr-92	787.44	W	0.36
09-Apr-92	788.62	U	0.15
10-Apr-92	785.74	F	-0.37
20-Apr-92	785.29	M	-0.06
21-Apr-92	784.99	T	-0.04
22-Apr-92	786.25	W	0.16
23-Apr-92	788.07	U	0.23
24-Apr-92	791.02	F	0.37
27-Apr-92	794.77	M	0.47
28-Apr-92	799.66	T	0.61
29-Apr-92	792.78	W	-0.86
30-Apr-92	793.73	U	0.12
04-May-92	794.44	M	0.09
05-May-92	790.26	T	-0.53
06-May-92	792.54	W	0.29
07-May-92	788.51	U	-0.51
08-May-92	787.50	F	-0.13



University of Moratuwa, Sri Lanka.
 Electronic Theses & Dissertations
 www.lib.mrt.ac.lk

11-May-92	781.94	M	-0.71
12-May-92	779.66	T	-0.29
13-May-92	777.53	W	-0.27
14-May-92	779.95	U	0.31
15-May-92	779.72	F	-0.03
19-May-92	776.65	T	-0.39
20-May-92	774.69	W	-0.25
21-May-92	770.52	U	-0.54
25-May-92	768.22	M	-0.30
26-May-92	766.69	T	-0.20
27-May-92	763.72	W	-0.39
28-May-92	757.83	U	-0.77
29-May-92	753.78	F	-0.54
01-Jun-92	749.58	M	-0.56
02-Jun-92	752.40	T	0.38
03-Jun-92	752.56	W	0.02
04-Jun-92	765.70	U	1.73
05-Jun-92	773.22	F	0.98
08-Jun-92	769.79	M	-0.44
09-Jun-92	769.74	T	-0.01
10-Jun-92	769.44	W	-0.04
11-Jun-92	766.66	U	-0.36
12-Jun-92	766.81	F	0.02
15-Jun-92	764.82	M	-0.26
16-Jun-92	763.65	T	-0.15
17-Jun-92	762.38	W	-0.17
18-Jun-92	763.46	U	0.14
19-Jun-92	762.40	F	-0.14
22-Jun-92	760.45	M	-0.26
23-Jun-92	760.25	T	-0.03
24-Jun-92	759.36	W	-0.12
25-Jun-92	759.24	U	-0.02
26-Jun-92	759.54	F	0.04
29-Jun-92	760.86	M	0.17
30-Jun-92	762.03	T	0.15
01-Jul-92	759.85	W	-0.29
02-Jul-92	759.47	U	-0.05
03-Jul-92	756.84	F	-0.35
06-Jul-92	756.75	M	-0.01
07-Jul-92	756.61	T	-0.02
08-Jul-92	754.94	W	-0.22
09-Jul-92	749.02	U	-0.79
10-Jul-92	748.38	F	-0.09
13-Jul-92	745.56	M	-0.38
15-Jul-92	742.15	W	-0.46
16-Jul-92	738.01	U	-0.56
17-Jul-92	731.21	F	-0.93
20-Jul-92	721.60	M	-1.32
21-Jul-92	711.65	T	-1.39
22-Jul-92	712.08	W	0.06



University of Moratuwa, Sri Lanka.
 Electronic Theses & Dissertations
www.lib.mrt.ac.lk

23-Jul-92	715.39	U	0.46
24-Jul-92	727.25	F	1.64
27-Jul-92	731.17	M	0.54
28-Jul-92	728.12	T	-0.42
29-Jul-92	724.85	W	-0.45
30-Jul-92	722.85	U	-0.28
31-Jul-92	718.18	F	-0.65
03-Aug-92	716.05	M	-0.30
04-Aug-92	710.72	T	-0.75
05-Aug-92	698.38	W	-1.75
06-Aug-92	695.51	U	-0.41
07-Aug-92	694.30	F	-0.17
10-Aug-92	693.46	M	-0.12
11-Aug-92	693.60	T	0.02
13-Aug-92	694.74	U	0.16
14-Aug-92	694.39	F	-0.05
17-Aug-92	696.31	M	0.28
18-Aug-92	697.32	T	0.14
19-Aug-92	700.10	W	0.40
20-Aug-92	700.61	U	0.07
21-Aug-92	698.96	F	-0.24
24-Aug-92	704.48	M	0.79
25-Aug-92	706.22	T	0.25
26-Aug-92	708.13	W	0.27
27-Aug-92	711.25	U	0.44
28-Aug-92	713.23	F	0.28
31-Aug-92	720.05	M	0.95
01-Sep-92	724.83	T	0.66
02-Sep-92	736.26	W	1.56
03-Sep-92	750.09	U	1.86
04-Sep-92	754.19	F	0.55
07-Sep-92	752.43	M	-0.23
08-Sep-92	739.48	T	-1.74
09-Sep-92	738.44	W	-0.14
14-Sep-92	738.45	M	0.00
15-Sep-92	736.79	T	-0.23
16-Sep-92	733.82	W	-0.40
17-Sep-92	728.74	U	-0.69
18-Sep-92	715.76	F	-1.80
21-Sep-92	715.62	M	-0.02
22-Sep-92	712.23	T	-0.47
23-Sep-92	710.59	W	-0.23
24-Sep-92	712.17	U	0.22
25-Sep-92	710.55	F	-0.23
28-Sep-92	709.82	M	-0.10
29-Sep-92	707.41	T	-0.34
30-Sep-92	703.84	W	-0.51
01-Oct-92	702.58	U	-0.18
02-Oct-92	702.97	F	0.06
05-Oct-92	704.00	M	0.15



University of Moratuwa, Sri Lanka.
Electronic Theses & Dissertations
www.lib.mrt.ac.lk

06-Oct-92	702.10	T	-0.27
07-Oct-92	702.80	W	0.10
08-Oct-92	704.76	U	0.28
09-Oct-92	701.59	F	-0.45
12-Oct-92	701.12	M	-0.07
13-Oct-92	700.16	T	-0.14
14-Oct-92	697.75	W	-0.34
15-Oct-92	694.64	U	-0.45
16-Oct-92	694.77	F	0.02
19-Oct-92	691.04	M	-0.54
20-Oct-92	688.59	T	-0.36
21-Oct-92	685.68	W	-0.42
22-Oct-92	683.38	U	-0.34
23-Oct-92	680.52	F	-0.42
26-Oct-92	679.59	M	-0.14
27-Oct-92	676.76	T	-0.42
28-Oct-92	675.10	W	-0.25
29-Oct-92	672.12	U	-0.44
30-Oct-92	671.19	F	-0.14
02-Nov-92	671.79	M	0.09
03-Nov-92	673.84	T	0.30
04-Nov-92	674.64	W	0.12
05-Nov-92	674.31	U	-0.05
06-Nov-92	673.89	F	-0.06
10-Nov-92	672.20	T	-0.25
11-Nov-92	669.58	W	-0.39
12-Nov-92	667.75	U	-0.27
13-Nov-92	665.20	F	-0.38
16-Nov-92	663.19	M	-0.30
17-Nov-92	659.56	T	-0.55
18-Nov-92	654.30	W	-0.80
19-Nov-92	652.14	U	-0.33
20-Nov-92	648.65	F	-0.54
23-Nov-92	645.59	M	-0.47
24-Nov-92	640.14	T	-0.85
25-Nov-92	633.15	W	-1.10
26-Nov-92	622.81	U	-1.65
27-Nov-92	621.71	F	-0.18
30-Nov-92	622.39	M	0.11
01-Dec-92	624.01	T	0.26
02-Dec-92	621.23	W	-0.45
03-Dec-92	620.67	U	-0.09
04-Dec-92	616.95	F	-0.60
07-Dec-92	614.29	M	-0.43
08-Dec-92	614.14	T	-0.02
10-Dec-92	607.79	U	-1.04
11-Dec-92	601.32	F	-1.07
14-Dec-92	598.55	M	-0.46
15-Dec-92	591.04	T	-1.26
16-Dec-92	585.73	W	-0.90



University of Moratuwa, Sri Lanka.
 Electronic Theses & Dissertations
www.lib.mrt.ac.lk

17-Dec-92	580.86	U	-0.83
18-Dec-92	578.78	F	-0.36
21-Dec-92	574.32	M	-0.77
22-Dec-92	576.39	T	0.36
23-Dec-92	582.22	W	1.01
24-Dec-92	589.23	U	1.20
28-Dec-92	593.53	M	0.73
29-Dec-92	595.85	T	0.39
30-Dec-92	597.01	W	0.19
31-Dec-92	605.31	U	1.38
04-Jan-93	606.14	M	0.14
05-Jan-93	608.07	T	0.32
06-Jan-93	606.50	W	-0.26
07-Jan-93	601.81	U	-0.78
11-Jan-93	598.73	M	-0.51
12-Jan-93	595.62	T	-0.52
13-Jan-93	591.34	W	-0.72
15-Jan-93	589.45	F	-0.32
18-Jan-93	586.69	M	-0.47
19-Jan-93	584.44	T	-0.38
20-Jan-93	582.64	W	-0.31
21-Jan-93	582.21	U	-0.07
22-Jan-93	580.76	F	-0.25
25-Jan-93	578.09	M	-0.46
26-Jan-93	574.91	T	-0.55
27-Jan-93	571.11	W	-0.66
28-Jan-93	568.66	U	-0.43
29-Jan-93	565.65	F	-0.53
01-Feb-93	563.51	M	-0.38
02-Feb-93	561.33	T	-0.39
03-Feb-93	560.34	W	-0.18
05-Feb-93	556.56	F	-0.68
08-Feb-93	551.15	M	-0.98
09-Feb-93	544.69	T	-1.18
10-Feb-93	541.27	W	-0.63
11-Feb-93	537.15	U	-0.76
12-Feb-93	533.65	F	-0.65
15-Feb-93	530.64	M	-0.57
16-Feb-93	529.54	T	-0.21
17-Feb-93	530.58	W	0.20
18-Feb-93	534.30	U	0.70
19-Feb-93	537.23	F	0.55
22-Feb-93	542.70	M	1.01
23-Feb-93	547.67	T	0.91
24-Feb-93	549.46	W	0.33
25-Feb-93	556.89	U	1.34
26-Feb-93	564.37	F	1.33
01-Mar-93	572.02	M	1.35
02-Mar-93	578.12	T	1.06
03-Mar-93	584.94	W	1.17



University of Moratuwa, Sri Lanka.
Electronic Theses & Dissertations
lib.mrt.ac.lk

04-Mar-93	583.43	U	-0.26
05-Mar-93	579.01	F	-0.76
08-Mar-93	571.14	M	-1.37
09-Mar-93	570.16	T	-0.17
10-Mar-93	569.58	W	-0.10
11-Mar-93	567.13	U	-0.43
12-Mar-93	567.27	F	0.02
15-Mar-93	568.47	M	0.21
16-Mar-93	573.13	T	0.82
17-Mar-93	574.11	W	0.17
18-Mar-93	574.65	U	0.09
19-Mar-93	576.26	F	0.28
22-Mar-93	576.81	M	0.10
23-Mar-93	574.59	T	-0.39
24-Mar-93	574.64	W	0.01
25-Mar-93	574.09	U	-0.10
26-Mar-93	573.35	F	-0.13
29-Mar-93	570.58	M	-0.48
30-Mar-93	572.01	T	0.25
31-Mar-93	572.86	W	0.15
01-Apr-93	571.18	U	-0.29
02-Apr-93	569.71	F	-0.26
05-Apr-93	569.63	M	-0.01
07-Apr-93	569.01	W	-0.11
08-Apr-93	566.86	U	-0.38
12-Apr-93	565.15	M	-0.30
15-Apr-93	564.67	U	-0.08
16-Apr-93	564.39	F	-0.05
19-Apr-93	561.27	M	-0.55
20-Apr-93	552.02	T	-1.66
21-Apr-93	551.80	W	-0.04
22-Apr-93	550.79	U	-0.18
23-Apr-93	546.74	F	-0.74
26-Apr-93	544.98	M	-0.32
27-Apr-93	545.53	T	0.10
28-Apr-93	543.21	W	-0.43
29-Apr-93	541.85	U	-0.25
03-May-93	535.76	M	-1.13
04-May-93	532.60	T	-0.59
10-May-93	532.49	M	-0.02
11-May-93	535.80	T	0.62
12-May-93	538.46	W	0.50
13-May-93	540.02	U	0.29
14-May-93	541.97	F	0.36
17-May-93	544.38	M	0.44
18-May-93	549.75	T	0.98
19-May-93	552.75	W	0.54
20-May-93	554.16	U	0.25
24-May-93	552.48	M	-0.30
25-May-93	554.69	T	0.40



University of Moratuwa, Sri Lanka.
 Electronic Theses & Dissertations
 www.lib.mrt.ac.lk

26-May-93	554.92	W	0.04
27-May-93	554.66	U	-0.05
28-May-93	557.83	F	0.57
31-May-93	558.99	M	0.21
01-Jun-93	556.94	T	-0.37
02-Jun-93	558.51	W	0.28
03-Jun-93	559.71	U	0.21
07-Jun-93	563.88	M	0.74
08-Jun-93	566.42	T	0.45
09-Jun-93	568.02	W	0.28
10-Jun-93	569.47	U	0.25
11-Jun-93	572.02	F	0.45
14-Jun-93	574.02	M	0.35
15-Jun-93	574.72	T	0.12
16-Jun-93	578.62	W	0.68
17-Jun-93	585.27	U	1.14
18-Jun-93	595.67	F	1.76
21-Jun-93	614.89	M	3.18
22-Jun-93	619.14	T	0.69
23-Jun-93	613.56	W	-0.91
24-Jun-93	610.88	U	-0.44
25-Jun-93	615.56	F	0.76
28-Jun-93	613.96	M	-0.26
29-Jun-93	612.83	T	-0.18
30-Jun-93	613.55	W	0.12
01-Jul-93	618.59	U	0.82
02-Jul-93	619.27	F	0.11
05-Jul-93	625.83	M	1.05
06-Jul-93	631.26	T	0.86
07-Jul-93	638.00	W	1.06
08-Jul-93	646.08	U	1.26
09-Jul-93	659.60	F	2.07
12-Jul-93	671.98	M	1.86
13-Jul-93	679.07	T	1.05
14-Jul-93	687.41	W	1.22
15-Jul-93	691.79	U	0.64
16-Jul-93	698.03	F	0.90
19-Jul-93	712.55	M	2.06
20-Jul-93	711.48	T	-0.15
21-Jul-93	706.33	W	-0.73
22-Jul-93	706.10	U	-0.03
23-Jul-93	698.65	F	-1.06
26-Jul-93	706.26	M	1.08
27-Jul-93	704.73	T	-0.22
28-Jul-93	715.64	W	1.54
29-Jul-93	719.73	U	0.57
30-Jul-93	724.79	F	0.70
02-Aug-93	725.18	M	0.05
03-Aug-93	729.74	T	0.63
04-Aug-93	745.32	W	2.11



University of Moratuwa, Sri Lanka.
 Electronic Theses & Dissertations
www.lib.mrt.ac.lk

05-Aug-93	759.50	U	1.88
06-Aug-93	771.99	F	1.63
09-Aug-93	775.84	M	0.50
10-Aug-93	779.31	T	0.45
11-Aug-93	780.65	W	0.17
12-Aug-93	775.51	U	-0.66
13-Aug-93	772.07	F	-0.44
16-Aug-93	762.52	M	-1.24
17-Aug-93	748.90	T	-1.80
18-Aug-93	735.94	W	-1.75
19-Aug-93	730.24	U	-0.78
20-Aug-93	739.16	F	1.21
23-Aug-93	751.08	M	1.60
24-Aug-93	752.09	T	0.13
25-Aug-93	749.36	W	-0.36
26-Aug-93	737.96	U	-1.53
27-Aug-93	738.55	F	0.08
01-Sep-93	740.51	W	0.27
02-Sep-93	740.01	U	-0.07
03-Sep-93	740.55	F	0.07
06-Sep-93	745.96	M	0.73
07-Sep-93	745.23	T	-0.10
08-Sep-93	750.85	W	0.75
09-Sep-93	755.45	U	0.61
10-Sep-93	756.97	F	0.20
13-Sep-93	758.19	M	0.16
14-Sep-93	757.22	T	-0.13
15-Sep-93	755.78	W	-0.19
16-Sep-93	754.00	U	-0.24
17-Sep-93	754.02	F	0.00
20-Sep-93	752.34	M	-0.22
21-Sep-93	749.71	T	-0.35
22-Sep-93	744.67	W	-0.67
23-Sep-93	741.45	U	-0.43
24-Sep-93	741.54	F	0.01
27-Sep-93	739.60	M	-0.26
28-Sep-93	734.66	T	-0.67
29-Sep-93	730.83	W	-0.52
01-Oct-93	731.07	F	0.03
04-Oct-93	730.76	M	-0.04
05-Oct-93	735.14	T	0.60
06-Oct-93	733.27	W	-0.25
07-Oct-93	732.90	U	-0.05
08-Oct-93	733.50	F	0.08
11-Oct-93	734.59	M	0.15
12-Oct-93	731.27	T	-0.45
13-Oct-93	731.40	W	0.02
14-Oct-93	729.45	U	-0.27
15-Oct-93	730.54	F	0.15
18-Oct-93	729.37	M	-0.16



University of Moratuwa, Sri Lanka.
 Electronic Theses & Dissertations
www.lib.mrt.ac.lk

19-Oct-93	728.09	T	-0.18
20-Oct-93	729.13	W	0.14
21-Oct-93	731.24	U	0.29
22-Oct-93	737.05	F	0.79
25-Oct-93	744.36	M	0.99
26-Oct-93	758.92	T	1.94
27-Oct-93	768.22	W	1.22
28-Oct-93	784.92	U	2.15
29-Oct-93	807.02	F	2.78
01-Nov-93	817.70	M	1.31
02-Nov-93	832.54	T	1.80
03-Nov-93	842.84	W	1.23
04-Nov-93	840.45	U	-0.28
05-Nov-93	833.88	F	-0.78
08-Nov-93	846.52	M	1.50
09-Nov-93	870.91	T	2.84
10-Nov-93	899.61	W	3.24
11-Nov-93	913.58	U	1.54
12-Nov-93	917.92	F	0.47
15-Nov-93	906.70	M	-1.23
16-Nov-93	896.17	T	-1.17
17-Nov-93	904.22	W	0.89
18-Nov-93	912.18	U	0.88
19-Nov-93	919.24	F	0.77
22-Nov-93	921.33	M	0.23
23-Nov-93	919.48	T	-0.20
24-Nov-93	912.86	W	-0.72
25-Nov-93	915.09	U	0.24
26-Nov-93	924.49	F	1.02
29-Nov-93	941.85	M	1.86
30-Nov-93	952.54	T	1.13
01-Dec-93	957.55	W	0.52
02-Dec-93	954.31	U	-0.34
03-Dec-93	946.79	F	-0.79
06-Dec-93	943.38	M	-0.36
07-Dec-93	954.75	T	1.20
08-Dec-93	953.19	W	-0.16
09-Dec-93	946.72	U	-0.68
10-Dec-93	932.73	F	-1.49
13-Dec-93	926.62	M	-0.66
14-Dec-93	916.87	T	-1.06
15-Dec-93	911.06	W	-0.64
16-Dec-93	918.09	U	0.77
17-Dec-93	922.71	F	0.50
20-Dec-93	922.65	M	-0.01
21-Dec-93	932.09	T	1.02
22-Dec-93	938.89	W	0.73
23-Dec-93	950.74	U	1.25
29-Dec-93	966.78	W	1.67
30-Dec-93	974.62	U	0.81



University of Moratuwa, Sri Lanka.
Electronic Theses & Dissertations
www.lib.mrt.ac.lk

31-Dec-93	978.97	F	0.45
03-Jan-94	987.25	M	0.84
04-Jan-94	988.07	T	0.08
05-Jan-94	991.41	W	0.34
06-Jan-94	998.95	U	0.76
07-Jan-94	1006.96	F	0.80
10-Jan-94	1022.66	M	1.55
11-Jan-94	1035.59	T	1.26
12-Jan-94	1051.78	W	1.55
13-Jan-94	1066.13	U	1.36
17-Jan-94	1077.61	M	1.07
18-Jan-94	1097.98	T	1.87
19-Jan-94	1114.96	W	1.53
20-Jan-94	1111.46	U	-0.31
21-Jan-94	1105.89	F	-0.50
24-Jan-94	1106.57	M	0.06
25-Jan-94	1111.50	T	0.44
26-Jan-94	1115.98	W	0.40
28-Jan-94	1122.16	F	0.55
31-Jan-94	1127.17	M	0.45
01-Feb-94	1130.76	T	0.32
02-Feb-94	1131.96	W	0.11
03-Feb-94	1132.37	U	0.04
07-Feb-94	1131.02	M	-0.12
08-Feb-94	1130.72	T	-0.03
09-Feb-94	1134.24	W	0.31
10-Feb-94	1162.90	U	2.50
11-Feb-94	1187.81	F	2.12
14-Feb-94	1231.01	M	3.57
15-Feb-94	1261.10	T	2.41
16-Feb-94	1277.42	W	1.29
17-Feb-94	1300.40	U	1.78
18-Feb-94	1328.80	F	2.16
21-Feb-94	1352.03	M	1.73
22-Feb-94	1367.95	T	1.17
23-Feb-94	1373.48	W	0.40
24-Feb-94	1368.25	U	-0.38
28-Feb-94	1375.12	M	0.50
01-Mar-94	1378.82	T	0.27
02-Mar-94	1377.59	W	-0.09
03-Mar-94	1366.96	U	-0.77
04-Mar-94	1359.00	F	-0.58
07-Mar-94	1343.45	M	-1.15
08-Mar-94	1344.91	T	0.11
09-Mar-94	1346.32	W	0.10
10-Mar-94	1328.68	U	-1.32
11-Mar-94	1321.80	F	-0.52
14-Mar-94	1300.30	M	-1.64
15-Mar-94	1268.38	T	-2.49
16-Mar-94	1240.79	W	-2.20



University of Moratuwa, Sri Lanka.
 Electronic Theses & Dissertations
www.lib.mrt.ac.lk

17-Mar-94	1252.02	U	0.90
18-Mar-94	1267.47	F	1.23
21-Mar-94	1266.49	M	-0.08
22-Mar-94	1256.48	T	-0.79
23-Mar-94	1251.44	W	-0.40
24-Mar-94	1259.39	U	0.63
25-Mar-94	1239.01	F	-1.63
28-Mar-94	1216.52	T	-1.83
29-Mar-94	1196.71	W	-1.64
30-Mar-94	1183.07	U	-1.15
31-Mar-94	1190.33	F	0.61
04-Apr-94	1196.98	M	0.56
05-Apr-94	1191.59	T	-0.45
06-Apr-94	1176.56	W	-1.27
07-Apr-94	1158.82	U	-1.52
08-Apr-94	1161.32	F	0.22
11-Apr-94	1157.34	M	-0.34
12-Apr-94	1166.22	T	0.76
18-Apr-94	1182.71	M	1.40
19-Apr-94	1200.21	T	1.47
20-Apr-94	1197.83	W	-0.20
21-Apr-94	1193.03	U	-0.40
22-Apr-94	1179.06	F	-1.18
26-Apr-94	1162.36	T	-1.43
27-Apr-94	1129.76	W	-2.84
28-Apr-94	1098.19	U	-2.83
29-Apr-94	1050.85	F	-4.41
03-May-94	1002.61	T	-4.70
04-May-94	991.08	W	-1.16
05-May-94	1017.17	U	2.60
06-May-94	1044.19	F	2.62
09-May-94	1047.56	M	0.32
10-May-94	1023.95	T	-2.28
11-May-94	997.80	W	-2.59
12-May-94	994.37	U	-0.34
13-May-94	1006.07	F	1.17
16-May-94	1010.30	M	0.42
17-May-94	1017.47	T	0.71
18-May-94	1018.42	W	0.09
19-May-94	1022.07	U	0.36
20-May-94	1015.13	F	-0.68
26-May-94	1016.08	U	0.09
27-May-94	1015.15	F	-0.09
30-May-94	1013.36	M	-0.18
31-May-94	1014.93	T	0.15
01-Jun-94	1010.53	W	-0.43
02-Jun-94	1002.44	U	-0.80
03-Jun-94	1002.69	F	0.02
06-Jun-94	1002.96	M	0.03
07-Jun-94	998.28	T	-0.47



University of Moratuwa, Sri Lanka.
 Electronic Theses & Dissertations
www.lib.mrt.ac.lk

08-Jun-94	995.49	W	-0.28
09-Jun-94	989.95	U	-0.56
10-Jun-94	981.52	F	-0.86
13-Jun-94	973.75	M	-0.79
14-Jun-94	966.02	T	-0.80
15-Jun-94	947.72	W	-1.91
16-Jun-94	928.27	U	-2.07
17-Jun-94	911.56	F	-1.82
20-Jun-94	909.42	M	-0.24
21-Jun-94	927.76	T	2.00
23-Jun-94	927.67	W	-0.01
24-Jun-94	952.44	U	2.64
27-Jun-94	987.49	M	3.61
28-Jun-94	988.27	T	0.08
29-Jun-94	983.09	W	-0.53
30-Jun-94	981.73	U	-0.14
01-Jul-94	979.59	F	-0.22
04-Jul-94	982.55	M	0.30
05-Jul-94	981.66	T	-0.09
06-Jul-94	981.86	W	0.02
07-Jul-94	984.41	U	0.26
08-Jul-94	985.20	F	0.08
11-Jul-94	992.57	M	0.75
12-Jul-94	997.35	T	0.48
13-Jul-94	998.79	W	0.14
14-Jul-94	1000.48	U	0.17
15-Jul-94	1002.56	F	0.21
18-Jul-94	1007.37	M	0.48
19-Jul-94	1000.24	T	-0.71
20-Jul-94	995.67	W	-0.46
21-Jul-94	989.83	U	-0.59
25-Jul-94	986.71	M	-0.32
26-Jul-94	987.04	T	0.03
27-Jul-94	978.64	W	-0.85
28-Jul-94	976.61	U	-0.21
29-Jul-94	976.47	F	-0.01
01-Aug-94	978.62	M	0.22
02-Aug-94	985.04	T	0.65
03-Aug-94	988.95	W	0.40
04-Aug-94	991.57	U	0.26
05-Aug-94	994.62	F	0.31
08-Aug-94	994.42	M	-0.02
09-Aug-94	999.22	T	0.48
10-Aug-94	1002.49	W	0.33
11-Aug-94	1009.97	U	0.74
12-Aug-94	1017.76	F	0.77
15-Aug-94	1015.03	M	-0.27
16-Aug-94	1017.13	T	0.21
22-Aug-94	999.92	M	-1.71
23-Aug-94	993.57	T	-0.64



University of Moratuwa, Sri Lanka.
 Electronic Theses & Dissertations
www.lib.mrt.ac.lk

24-Aug-94	988.53	W	-0.51
25-Aug-94	1000.77	U	1.23
26-Aug-94	1016.78	F	1.59
29-Aug-94	1043.30	M	2.57
30-Aug-94	1055.26	T	1.14
31-Aug-94	1048.58	W	-0.64
01-Sep-94	1048.57	U	0.00
02-Sep-94	1059.38	F	1.03
05-Sep-94	1082.48	M	2.16
06-Sep-94	1114.75	T	2.94
07-Sep-94	1130.36	W	1.39
08-Sep-94	1122.07	U	-0.74
09-Sep-94	1139.71	F	1.56
12-Sep-94	1158.03	M	1.59
13-Sep-94	1168.33	T	0.89
14-Sep-94	1171.91	W	0.31
15-Sep-94	1171.38	U	-0.05
16-Sep-94	1172.98	F	0.14
20-Sep-94	1167.00	T	-0.51
21-Sep-94	1147.52	W	-1.68
22-Sep-94	1151.63	U	0.36
23-Sep-94	1158.31	F	0.58
27-Sep-94	1167.35	T	0.78
28-Sep-94	1163.53	W	-0.33
29-Sep-94	1150.86	U	-1.09
30-Sep-94	1143.23	F	-0.67
03-Oct-94	1135.58	M	-0.67
04-Oct-94	1124.68	T	-0.96
05-Oct-94	1123.86	W	-0.07
06-Oct-94	1130.88	U	0.62
07-Oct-94	1135.35	F	0.39
10-Oct-94	1136.18	M	0.07
11-Oct-94	1129.84	T	-0.56
12-Oct-94	1128.22	W	-0.14
13-Oct-94	1116.48	U	-1.05
14-Oct-94	1111.05	F	-0.49
17-Oct-94	1107.49	M	-0.32
19-Oct-94	1115.35	W	0.71
20-Oct-94	1117.17	U	0.16
21-Oct-94	1113.01	F	-0.37
25-Oct-94	1081.27	T	-2.89
26-Oct-94	1078.15	W	-0.29
27-Oct-94	1087.56	U	0.87
28-Oct-94	1090.32	F	0.25
31-Oct-94	1093.65	M	0.30
01-Nov-94	1098.12	T	0.41
02-Nov-94	1102.19	W	0.37
03-Nov-94	1103.56	U	0.12
04-Nov-94	1110.38	F	0.62
07-Nov-94	1113.65	M	0.29

08-Nov-94	1118.71	T	0.45
09-Nov-94	1120.64	W	0.17
11-Nov-94	1127.70	F	0.63
14-Nov-94	1132.81	M	0.45
15-Nov-94	1129.99	T	-0.25
16-Nov-94	1121.79	W	-0.73
18-Nov-94	1117.36	F	-0.40
21-Nov-94	1112.52	M	-0.43
22-Nov-94	1101.15	T	-1.03
23-Nov-94	1073.58	W	-2.54
24-Nov-94	1059.44	U	-1.33
25-Nov-94	1065.36	F	0.56
28-Nov-94	1070.81	M	0.51
29-Nov-94	1077.53	T	0.63
30-Nov-94	1079.03	W	0.14
01-Dec-94	1081.01	U	0.18
02-Dec-94	1085.78	F	0.44
05-Dec-94	1070.98	M	-1.37
06-Dec-94	1056.93	T	-1.32
07-Dec-94	1043.68	W	-1.26
08-Dec-94	1040.87	U	-0.27
09-Dec-94	1023.25	F	-1.71
12-Dec-94	988.54	M	-3.45
13-Dec-94	972.61	T	-1.62
14-Dec-94	972.24	W	-0.04
15-Dec-94	971.19	U	-0.11
16-Dec-94	970.11	F	-0.11
19-Dec-94	965.66	M	-0.46
20-Dec-94	967.58	T	0.20
21-Dec-94	970.71	W	0.32
22-Dec-94	979.84	U	0.94
23-Dec-94	984.22	F	0.45
28-Dec-94	985.39	W	0.12
29-Dec-94	985.24	U	-0.02
30-Dec-94	986.73	F	0.15
02-Jan-95	990.28	M	0.36
03-Jan-95	988.43	T	-0.19
04-Jan-95	995.17	W	0.68
05-Jan-95	1004.70	U	0.95
06-Jan-95	1020.88	F	1.60
09-Jan-95	1038.86	M	1.75
10-Jan-95	1033.56	T	-0.51
11-Jan-95	1028.55	W	-0.49
12-Jan-95	1019.41	U	-0.89
13-Jan-95	1008.62	F	-1.06
17-Jan-95	1000.44	T	-0.81
18-Jan-95	987.67	W	-1.28
19-Jan-95	982.08	U	-0.57
23-Jan-95	981.85	M	-0.02
24-Jan-95	978.80	T	-0.31



University of Moratuwa, Sri Lanka.
 Electronic Theses & Dissertations
www.lib.mrt.ac.lk

25-Jan-95	976.54	W	-0.23
26-Jan-95	971.28	U	-0.54
27-Jan-95	969.10	F	-0.22
30-Jan-95	963.71	M	-0.56
31-Jan-95	959.98	T	-0.39
01-Feb-95	945.51	W	-1.52
02-Feb-95	933.42	U	-1.29
06-Feb-95	919.40	M	-1.51
07-Feb-95	911.12	T	-0.90
08-Feb-95	908.19	W	-0.32
09-Feb-95	904.06	U	-0.46
10-Feb-95	878.22	F	-2.90
13-Feb-95	837.65	M	-4.73
15-Feb-95	848.84	W	1.33
16-Feb-95	844.29	U	-0.54
17-Feb-95	838.80	F	-0.65
20-Feb-95	826.76	M	-1.45
21-Feb-95	811.61	T	-1.85
22-Feb-95	797.36	W	-1.77
23-Feb-95	791.98	U	-0.68
24-Feb-95	794.91	F	0.37
27-Feb-95	805.97	M	1.38
28-Feb-95	812.42	T	0.80
01-Mar-95	813.82	W	0.17
02-Mar-95	822.10	U	1.01
03-Mar-95	833.07	F	1.33
06-Mar-95	850.46	M	2.07
07-Mar-95	867.26	T	1.96
08-Mar-95	884.78	W	2.00
09-Mar-95	890.26	U	0.62
10-Mar-95	864.03	F	-2.99
13-Mar-95	866.70	M	0.31
14-Mar-95	870.13	T	0.39
15-Mar-95	873.51	W	0.39
17-Mar-95	873.50	F	0.00
20-Mar-95	860.46	M	-1.50
21-Mar-95	853.50	T	-0.81
22-Mar-95	849.45	W	-0.48
23-Mar-95	849.17	U	-0.03
24-Mar-95	847.11	F	-0.24
27-Mar-95	844.97	M	-0.25
28-Mar-95	841.72	T	-0.39
29-Mar-95	835.18	W	-0.78
30-Mar-95	833.15	U	-0.24
31-Mar-95	834.88	F	0.21
03-Apr-95	830.67	M	-0.51
04-Apr-95	825.65	T	-0.61
05-Apr-95	824.26	W	-0.17
06-Apr-95	822.60	U	-0.20
07-Apr-95	818.62	F	-0.49



University of Moratuwa, Sri Lanka.
 Electronic Theses & Dissertations
www.lib.mrt.ac.lk

10-Apr-95	814.67	M	-0.48
11-Apr-95	812.17	T	-0.31
12-Apr-95	812.77	W	0.07
17-Apr-95	812.31	M	-0.06
18-Apr-95	810.09	T	-0.27
19-Apr-95	798.03	W	-1.50
20-Apr-95	792.60	U	-0.68
21-Apr-95	782.30	F	-1.31
24-Apr-95	777.73	M	-0.59
25-Apr-95	766.48	T	-1.46
26-Apr-95	754.49	W	-1.58
27-Apr-95	746.30	U	-1.09
28-Apr-95	745.14	F	-0.16
02-May-95	738.73	T	-0.86
03-May-95	734.46	W	-0.58
04-May-95	725.65	U	-1.21
05-May-95	718.64	F	-0.97
08-May-95	705.48	M	-1.85
09-May-95	676.43	T	-4.20
10-May-95	664.48	W	-1.78
11-May-95	656.14	U	-1.26
12-May-95	656.78	F	0.10
16-May-95	664.06	T	1.10
17-May-95	681.51	W	2.59
18-May-95	692.97	U	1.67
19-May-95	701.64	F	1.24
22-May-95	710.98	M	1.32
23-May-95	700.97	T	-1.42
24-May-95	690.25	W	-1.54
25-May-95	689.47	U	-0.11
26-May-95	691.64	F	0.31
29-May-95	689.15	M	-0.36
30-May-95	690.93	T	0.26
31-May-95	693.80	W	0.41
01-Jun-95	703.64	U	1.41
02-Jun-95	708.41	F	0.68
05-Jun-95	715.51	M	1.00
06-Jun-95	721.98	T	0.90
07-Jun-95	731.93	W	1.37
08-Jun-95	742.89	U	1.49
09-Jun-95	749.80	F	0.93
13-Jun-95	748.82	T	-0.13
14-Jun-95	741.89	W	-0.93
15-Jun-95	738.92	U	-0.40
16-Jun-95	738.32	F	-0.08
19-Jun-95	742.04	M	0.50
20-Jun-95	745.89	T	0.52
21-Jun-95	747.40	W	0.20
22-Jun-95	747.65	U	0.03
23-Jun-95	749.17	F	0.20



University of Moratuwa, Sri Lanka.
Electronic Theses & Dissertations
www.lib.mrt.ac.lk

26-Jun-95	747.62	M	-0.21
27-Jun-95	746.76	T	-0.12
28-Jun-95	743.89	W	-0.39
29-Jun-95	741.90	U	-0.27
30-Jun-95	739.07	F	-0.38
03-Jul-95	737.08	M	-0.27
04-Jul-95	737.94	T	0.12
05-Jul-95	737.32	W	-0.08
06-Jul-95	742.45	U	0.69
07-Jul-95	749.07	F	0.89
10-Jul-95	750.71	M	0.22
11-Jul-95	752.02	T	0.17
13-Jul-95	753.16	U	0.15
14-Jul-95	752.28	F	-0.12
17-Jul-95	751.18	M	-0.15
18-Jul-95	749.23	T	-0.26
19-Jul-95	747.10	W	-0.28
20-Jul-95	747.03	U	-0.01
21-Jul-95	747.29	F	0.03
24-Jul-95	745.04	M	-0.30
25-Jul-95	744.17	T	-0.12
26-Jul-95	744.88	W	0.10
27-Jul-95	750.49	U	0.75
28-Jul-95	747.71	F	-0.37
31-Jul-95	744.45	M	-0.44
01-Aug-95	746.89	T	0.33
02-Aug-95	747.08	W	0.03
03-Aug-95	748.21	U	0.15
04-Aug-95	752.75	F	0.60
07-Aug-95	752.70	M	-0.01
08-Aug-95	751.23	T	-0.20
09-Aug-95	754.79	W	0.47
11-Aug-95	754.78	F	0.00
14-Aug-95	754.47	M	-0.04
15-Aug-95	753.70	T	-0.10
16-Aug-95	751.80	W	-0.25
17-Aug-95	748.92	U	-0.38
18-Aug-95	748.32	F	-0.08
21-Aug-95	748.26	M	-0.01
22-Aug-95	747.26	T	-0.13
23-Aug-95	747.11	W	-0.02
24-Aug-95	746.39	U	-0.10
25-Aug-95	744.85	F	-0.21
28-Aug-95	742.22	M	-0.35
29-Aug-95	736.47	T	-0.78
30-Aug-95	727.46	W	-1.23
31-Aug-95	721.09	U	-0.88
01-Sep-95	718.61	F	-0.34
04-Sep-95	710.75	T	-1.10
05-Sep-95	702.41	W	-1.18



University of Moratuwa, Sri Lanka.
Electronic Theses & Dissertations
www.lib.mrt.ac.lk

06-Sep-95	694.85	U	-1.08
07-Sep-95	686.13	F	-1.26
11-Sep-95	680.38	M	-0.84
12-Sep-95	671.70	T	-1.28
13-Sep-95	666.58	W	-0.77
14-Sep-95	668.94	U	0.35
15-Sep-95	676.82	F	1.17
18-Sep-95	677.44	M	0.09
19-Sep-95	675.47	T	-0.29
20-Sep-95	674.18	W	-0.19
21-Sep-95	667.79	U	-0.95
22-Sep-95	665.29	F	-0.38
25-Sep-95	660.34	M	-0.75
27-Sep-95	657.74	T	-0.39
28-Sep-95	652.96	W	-0.73
29-Sep-95	654.83	U	0.29
02-Oct-95	653.10	M	-0.26
03-Oct-95	651.59	T	-0.23
04-Oct-95	649.20	W	-0.37
05-Oct-95	650.16	U	0.15
06-Oct-95	648.25	F	-0.29
09-Oct-95	645.19	M	-0.47
10-Oct-95	638.48	T	-1.05
11-Oct-95	639.61	W	0.18
12-Oct-95	637.62	U	-0.31
13-Oct-95	636.91	F	-0.11
16-Oct-95	637.01	M	0.02
17-Oct-95	637.25	T	0.04
18-Oct-95	636.58	W	-0.11
19-Oct-95	637.51	U	0.15
23-Oct-95	631.77	M	-0.90
24-Oct-95	630.93	T	-0.13
25-Oct-95	632.44	W	0.24
26-Oct-95	637.35	U	0.77
27-Oct-95	649.47	F	1.88
31-Oct-95	655.16	T	0.87
01-Nov-95	652.96	W	-0.34
02-Nov-95	654.37	U	0.22
03-Nov-95	652.82	F	-0.24
07-Nov-95	652.39	T	-0.07
08-Nov-95	655.37	W	0.46
09-Nov-95	662.11	U	1.02
10-Nov-95	667.87	F	0.87
13-Nov-95	669.23	M	0.20
14-Nov-95	663.70	T	-0.83
15-Nov-95	659.26	W	-0.67
16-Nov-95	657.37	U	-0.29
17-Nov-95	656.39	F	-0.15
20-Nov-95	654.93	M	-0.22
21-Nov-95	653.68	T	-0.19



University of Moratuwa, Sri Lanka.
 Electronic Theses & Dissertations
www.lib.mrt.ac.lk

22-Nov-95	653.71	W	0.00
23-Nov-95	651.95	U	-0.27
24-Nov-95	652.48	F	0.08
27-Nov-95	652.73	M	0.04
28-Nov-95	649.62	T	-0.48
29-Nov-95	649.96	W	0.05
30-Nov-95	655.87	U	0.91
01-Dec-95	654.65	F	-0.19
04-Dec-95	654.86	M	0.03
05-Dec-95	655.65	T	0.12
07-Dec-95	655.22	U	-0.07
08-Dec-95	659.57	F	0.66
11-Dec-95	659.26	M	-0.05
12-Dec-95	664.69	T	0.82
13-Dec-95	667.27	W	0.39
14-Dec-95	674.20	U	1.03
15-Dec-95	677.14	F	0.44
18-Dec-95	671.09	M	-0.90
19-Dec-95	664.80	T	-0.94
20-Dec-95	662.42	W	-0.36
21-Dec-95	661.76	U	-0.10
22-Dec-95	659.55	F	-0.33
27-Dec-95	659.80	W	0.04
28-Dec-95	661.20	U	0.21
29-Dec-95	663.73	F	0.38
02-Jan-96	662.70	T	-0.16
03-Jan-96	662.54	W	-0.02
04-Jan-96	660.88	U	-0.25
08-Jan-96	660.18	M	-0.11
09-Jan-96	662.31	T	0.32
10-Jan-96	662.55	W	0.04
11-Jan-96	664.28	U	0.26
12-Jan-96	666.01	F	0.26
16-Jan-96	665.78	T	-0.03
17-Jan-96	664.26	W	-0.23
18-Jan-96	663.27	U	-0.15
19-Jan-96	663.57	F	0.05
22-Jan-96	666.64	M	0.46
23-Jan-96	663.67	T	-0.45
24-Jan-96	661.41	W	-0.34
25-Jan-96	660.44	U	-0.15
26-Jan-96	661.14	F	0.11
29-Jan-96	664.45	M	0.50
30-Jan-96	667.75	T	0.50
31-Jan-96	666.60	W	-0.17
01-Feb-96	665.89	U	-0.11
02-Feb-96	665.60	F	-0.04
06-Feb-96	661.63	M	-0.60
07-Feb-96	658.96	T	-0.40
08-Feb-96	655.34	W	-0.55



University of Moratuwa, Sri Lanka.
 Electronic Theses & Dissertations
www.lib.mrt.ac.lk

09-Feb-96	657.42	U	0.32
12-Feb-96	657.76	M	0.05
13-Feb-96	657.21	T	-0.08
14-Feb-96	657.96	W	0.11
15-Feb-96	660.67	U	0.41
16-Feb-96	660.22	F	-0.07
19-Feb-96	657.25	M	-0.45
20-Feb-96	655.33	T	-0.29
21-Feb-96	656.04	W	0.11
22-Feb-96	657.34	U	0.20
23-Feb-96	660.03	F	0.41
26-Feb-96	662.22	M	0.33
27-Feb-96	662.07	T	-0.02
28-Feb-96	666.89	W	0.73
29-Feb-96	671.02	U	0.62
01-Mar-96	676.55	F	0.82
05-Mar-96	679.21	T	0.39
06-Mar-96	685.37	W	0.90
07-Mar-96	692.72	U	1.07
08-Mar-96	703.91	F	1.60
11-Mar-96	708.20	M	0.61
12-Mar-96	702.63	T	-0.79
13-Mar-96	705.06	W	0.35
14-Mar-96	706.79	U	0.25
15-Mar-96	708.91	F	0.30
18-Mar-96	707.83	M	-0.15
19-Mar-96	703.90	T	-0.56
20-Mar-96	699.78	W	-0.59
21-Mar-96	690.37	U	-1.35
22-Mar-96	688.14	F	-0.32
25-Mar-96	684.16	M	-0.58
26-Mar-96	681.67	T	-0.36
27-Mar-96	678.74	W	-0.43
28-Mar-96	677.21	U	-0.23
29-Mar-96	677.17	F	-0.01
01-Apr-96	675.08	M	-0.31
02-Apr-96	673.59	T	-0.22
04-Apr-96	672.83	U	-0.11
08-Apr-96	669.32	M	-0.52
09-Apr-96	668.45	T	-0.13
10-Apr-96	668.06	W	-0.06
15-Apr-96	664.74	M	-0.50
16-Apr-96	663.47	T	-0.19
17-Apr-96	662.10	W	-0.21
18-Apr-96	661.87	U	-0.03
19-Apr-96	657.92	F	-0.60
22-Apr-96	654.74	M	-0.48
23-Apr-96	653.92	T	-0.13
24-Apr-96	652.65	W	-0.19
25-Apr-96	651.22	U	-0.22



University of Moratuwa, Sri Lanka.
 Electronic Theses & Dissertations
www.lib.mrt.ac.lk

26-Apr-96	652.10	F	0.14
29-Apr-96	652.46	M	0.06
30-Apr-96	650.89	T	-0.24
06-May-96	651.77	M	0.14
07-May-96	651.65	T	-0.02
08-May-96	651.51	W	-0.02
09-May-96	652.05	U	0.08
10-May-96	655.23	F	0.49
13-May-96	653.43	M	-0.28
14-May-96	651.49	T	-0.30
15-May-96	652.04	W	0.08
16-May-96	653.73	U	0.26
17-May-96	653.99	F	0.04
20-May-96	654.44	M	0.07
21-May-96	653.42	T	-0.16
22-May-96	652.90	W	-0.08
23-May-96	655.31	U	0.37
24-May-96	653.57	F	-0.27
27-May-96	651.18	M	-0.37
28-May-96	650.63	T	-0.08
29-May-96	649.13	W	-0.23
30-May-96	647.52	U	-0.25
03-Jun-96	646.49	M	-0.16
04-Jun-96	642.86	T	-0.56
05-Jun-96	639.58	W	-0.51
06-Jun-96	639.09	U	-0.08
07-Jun-96	636.27	F	-0.44
10-Jun-96	632.31	M	-0.62
11-Jun-96	629.51	T	-0.44
12-Jun-96	629.38	W	-0.02
13-Jun-96	627.51	U	-0.30
14-Jun-96	623.63	F	-0.62
17-Jun-96	620.15	M	-0.56
18-Jun-96	614.02	T	-0.99
19-Jun-96	611.67	W	-0.38
20-Jun-96	610.13	U	-0.25
21-Jun-96	606.84	F	-0.54
24-Jun-96	605.98	M	-0.14
25-Jun-96	603.99	T	-0.33
26-Jun-96	599.07	W	-0.82
27-Jun-96	596.73	U	-0.39
28-Jun-96	594.47	F	-0.38
01-Jul-96	594.27	M	-0.03
02-Jul-96	593.49	T	-0.13
03-Jul-96	592.33	W	-0.20
04-Jul-96	591.11	U	-0.21
05-Jul-96	589.03	F	-0.35
08-Jul-96	586.72	M	-0.39
09-Jul-96	583.91	T	-0.48
10-Jul-96	580.13	W	-0.65



University of Moratuwa, Sri Lanka.
 Electronic Theses & Dissertations
www.lib.mrt.ac.lk

11-Jul-96	577.01	U	-0.54
12-Jul-96	574.53	F	-0.43
15-Jul-96	570.53	M	-0.70
16-Jul-96	560.57	T	-1.76
17-Jul-96	555.77	W	-0.86
18-Jul-96	553.79	U	-0.36
19-Jul-96	555.02	F	0.22
22-Jul-96	551.94	M	-0.56
23-Jul-96	552.41	T	0.09
24-Jul-96	553.94	W	0.28
25-Jul-96	553.66	U	-0.05
26-Jul-96	553.58	F	-0.01
31-Jul-96	555.16	W	0.29
01-Aug-96	555.16	U	0.00
02-Aug-96	555.76	F	0.11
05-Aug-96	557.27	M	0.27
06-Aug-96	558.51	T	0.22
07-Aug-96	561.68	W	0.57
08-Aug-96	564.05	U	0.42
09-Aug-96	562.49	F	-0.28
12-Aug-96	561.56	M	-0.17
13-Aug-96	560.33	T	-0.22
14-Aug-96	561.56	W	0.22
15-Aug-96	562.23	U	0.12
16-Aug-96	562.01	F	-0.04
19-Aug-96	561.17	M	-0.15
20-Aug-96	559.07	T	-0.37
21-Aug-96	556.46	W	-0.47
22-Aug-96	556.63	U	0.03
23-Aug-96	556.38	F	-0.04
26-Aug-96	556.31	T	-0.01
27-Aug-96	556.45	W	0.03
29-Aug-96	559.25	U	0.50
30-Aug-96	559.24	F	0.00
02-Sep-96	559.47	M	0.04
03-Sep-96	559.70	T	0.04
04-Sep-96	558.67	W	-0.18
05-Sep-96	558.91	U	0.04
06-Sep-96	558.71	F	-0.04
09-Sep-96	558.11	M	-0.11
10-Sep-96	559.01	T	0.16
11-Sep-96	559.58	W	0.10
12-Sep-96	560.84	U	0.22
13-Sep-96	562.03	F	0.21
16-Sep-96	562.26	M	0.04
17-Sep-96	562.30	T	0.01
18-Sep-96	564.72	W	0.43
19-Sep-96	568.92	U	0.74
20-Sep-96	572.84	F	0.69
23-Sep-96	574.19	M	0.24



University of Moratuwa, Sri Lanka.
Electronic Theses & Dissertations
www.lib.mrt.ac.lk

24-Sep-96	574.39	T	0.03
25-Sep-96	577.68	W	0.57
27-Sep-96	578.14	F	0.08
30-Sep-96	580.70	M	0.44
01-Oct-96	585.30	T	0.79
02-Oct-96	589.79	W	0.76
03-Oct-96	592.04	U	0.38
04-Oct-96	592.34	F	0.05
07-Oct-96	593.17	M	0.14
08-Oct-96	591.83	T	-0.23
09-Oct-96	589.94	W	-0.32
10-Oct-96	589.55	U	-0.07
11-Oct-96	591.41	F	0.31
14-Oct-96	593.05	M	0.28
15-Oct-96	595.53	T	0.42
16-Oct-96	599.68	W	0.69
17-Oct-96	605.03	U	0.89
18-Oct-96	608.04	F	0.50
21-Oct-96	607.76	M	-0.05
22-Oct-96	606.68	T	-0.18
23-Oct-96	601.35	W	-0.88
24-Oct-96	600.00	U	-0.22
25-Oct-96	600.05	F	0.01
28-Oct-96	597.47	M	-0.43
29-Oct-96	599.28	T	0.30
30-Oct-96	603.91	W	0.77
31-Oct-96	608.49	U	0.76
01-Nov-96	610.98	F	0.41
04-Nov-96	615.22	M	0.69
05-Nov-96	617.56	T	0.38
06-Nov-96	617.90	W	0.06
07-Nov-96	620.67	U	0.45
08-Nov-96	623.12	F	0.39
11-Nov-96	628.65	M	0.88
12-Nov-96	630.78	T	0.34
13-Nov-96	629.84	W	-0.15
14-Nov-96	629.40	U	-0.07
15-Nov-96	632.13	F	0.43
18-Nov-96	630.92	M	-0.19
19-Nov-96	625.58	T	-0.85
20-Nov-96	622.76	W	-0.45
21-Nov-96	622.58	U	-0.03
22-Nov-96	617.49	F	-0.82
25-Nov-96	615.44	M	-0.33
26-Nov-96	612.62	T	-0.46
27-Nov-96	607.70	W	-0.81
28-Nov-96	606.40	U	-0.21
29-Nov-96	606.87	F	0.08
02-Dec-96	606.05	M	-0.14
03-Dec-96	605.24	T	-0.13



University of Moratuwa, Sri Lanka.
Electronic Theses & Dissertations
www.lib.mrt.ac.lk

04-Dec-96	601.78	W	-0.57
05-Dec-96	599.96	U	-0.30
06-Dec-96	598.54	F	-0.24
09-Dec-96	597.55	M	-0.17
10-Dec-96	594.37	T	-0.53
11-Dec-96	592.67	W	-0.29
12-Dec-96	591.77	U	-0.15
13-Dec-96	591.49	F	-0.05
16-Dec-96	591.29	M	-0.03
17-Dec-96	589.98	T	-0.22
18-Dec-96	591.22	W	0.21
19-Dec-96	592.35	U	0.19
20-Dec-96	597.01	F	0.78
23-Dec-96	595.84	M	-0.20
27-Dec-96	599.24	F	0.57
30-Dec-96	602.63	M	0.56
31-Dec-96	602.97	T	0.06
02-Jan-97	606.73	U	0.62
03-Jan-97	607.09	F	0.06
06-Jan-97	608.05	M	0.16
07-Jan-97	611.02	T	0.49
08-Jan-97	609.53	W	-0.24
09-Jan-97	613.14	U	0.59
10-Jan-97	617.52	F	0.71
13-Jan-97	617.94	M	0.07
15-Jan-97	622.44	W	0.73
16-Jan-97	625.90	U	0.55
17-Jan-97	626.91	F	0.16
20-Jan-97	628.05	M	0.18
21-Jan-97	628.94	T	0.14
22-Jan-97	630.35	W	0.22
24-Jan-97	632.29	F	0.31
27-Jan-97	633.55	M	0.20
28-Jan-97	632.80	T	-0.12
29-Jan-97	629.30	W	-0.55
30-Jan-97	626.63	U	-0.43
31-Jan-97	621.63	F	-0.80
03-Feb-97	621.93	M	0.05
05-Feb-97	620.93	W	-0.16
06-Feb-97	622.48	U	0.25
07-Feb-97	621.90	F	-0.09
10-Feb-97	621.89	M	0.00
11-Feb-97	620.86	T	-0.17
12-Feb-97	618.25	W	-0.42
13-Feb-97	619.07	U	0.13
14-Feb-97	617.53	F	-0.25
17-Feb-97	615.36	M	-0.35
18-Feb-97	614.38	T	-0.16
19-Feb-97	614.97	W	0.10
20-Feb-97	617.57	U	0.42



University of Moratuwa, Sri Lanka.
 Electronic Theses & Dissertations
www.lib.mrt.ac.lk

24-Feb-97	617.07	M	-0.08
25-Feb-97	618.07	T	0.16
26-Feb-97	618.41	W	0.05
27-Feb-97	619.61	U	0.19
28-Feb-97	620.53	F	0.15
03-Mar-97	621.33	M	0.13
04-Mar-97	620.08	T	-0.20
05-Mar-97	622.83	W	0.44
06-Mar-97	625.56	U	0.44
07-Mar-97	628.60	F	0.48
10-Mar-97	629.84	M	0.20
11-Mar-97	634.47	T	0.73
12-Mar-97	634.88	W	0.06
13-Mar-97	637.22	U	0.37
14-Mar-97	636.79	F	-0.07
17-Mar-97	633.45	M	-0.53
18-Mar-97	633.29	T	-0.03
19-Mar-97	633.00	W	-0.05
20-Mar-97	632.65	U	-0.06
21-Mar-97	633.33	F	0.11
24-Mar-97	634.33	M	0.16
25-Mar-97	636.63	T	0.36
26-Mar-97	635.96	W	-0.11
27-Mar-97	636.87	U	0.14
31-Mar-97	637.54	M	0.11
01-Apr-97	638.35	T	0.13
02-Apr-97	639.43	W	0.17
03-Apr-97	640.70	U	0.20
04-Apr-97	641.07	F	0.06
07-Apr-97	641.88	M	0.13
08-Apr-97	644.72	T	0.44
09-Apr-97	648.39	W	0.57
10-Apr-97	652.97	U	0.70
11-Apr-97	665.92	F	1.96
16-Apr-97	689.10	W	3.42
17-Apr-97	706.86	U	2.54
18-Apr-97	721.29	F	2.02
21-Apr-97	747.77	M	3.61
23-Apr-97	745.61	W	-0.29
24-Apr-97	730.32	U	-2.07
25-Apr-97	716.22	F	-1.95
28-Apr-97	717.92	M	0.24
29-Apr-97	727.32	T	1.30
30-Apr-97	739.58	W	1.67
02-May-97	746.11	F	0.88
05-May-97	746.42	M	0.04
06-May-97	739.81	T	-0.89
07-May-97	734.20	W	-0.76
08-May-97	733.12	U	-0.15
09-May-97	731.14	F	-0.27



University of Moratuwa, Sri Lanka.
Electronic Theses & Dissertations
www.lib.mrt.ac.lk

12-May-97	729.17	M	-0.27
13-May-97	726.75	T	-0.33
14-May-97	725.37	W	-0.19
15-May-97	727.86	U	0.34
16-May-97	730.22	F	0.32
19-May-97	729.45	M	-0.11
20-May-97	728.01	T	-0.20
23-May-97	727.32	F	-0.09
26-May-97	727.45	M	0.02
27-May-97	726.81	T	-0.09
28-May-97	728.33	W	0.21
29-May-97	728.82	U	0.07
30-May-97	731.97	F	0.43
02-Jun-97	731.75	M	-0.03
03-Jun-97	730.12	T	-0.22
04-Jun-97	728.51	W	-0.22
05-Jun-97	733.76	U	0.72
06-Jun-97	739.31	F	0.75
09-Jun-97	741.91	M	0.35
10-Jun-97	747.16	T	0.71
11-Jun-97	763.53	W	2.17
12-Jun-97	773.57	U	1.31
13-Jun-97	773.84	F	0.03
16-Jun-97	771.82	M	-0.26
17-Jun-97	774.56	T	0.35
18-Jun-97	776.64	W	0.27
19-Jun-97	787.40	U	1.38
23-Jun-97	795.97	M	1.08
24-Jun-97	804.17	T	1.02
25-Jun-97	806.16	W	0.25
26-Jun-97	795.99	U	-1.27
27-Jun-97	793.28	F	-0.34
30-Jun-97	791.87	M	-0.18
01-Jul-97	798.54	T	0.84
02-Jul-97	805.25	W	0.84
03-Jul-97	810.78	U	0.68
04-Jul-97	819.67	F	1.09
07-Jul-97	828.16	M	1.03
08-Jul-97	821.40	T	-0.82
09-Jul-97	816.72	W	-0.57
10-Jul-97	820.72	U	0.49
11-Jul-97	823.39	F	0.32
14-Jul-97	824.83	M	0.17
15-Jul-97	821.88	T	-0.36
16-Jul-97	819.97	W	-0.23
17-Jul-97	817.54	U	-0.30
21-Jul-97	820.60	M	0.37
22-Jul-97	827.20	T	0.80
23-Jul-97	829.70	W	0.30
24-Jul-97	839.23	U	1.14



University of Moratuwa, Sri Lanka.
 Electronic Theses & Dissertations
www.lib.mrt.ac.lk

25-Jul-97	841.31	F	0.25
28-Jul-97	844.15	M	0.34
29-Jul-97	849.31	T	0.61
30-Jul-97	860.12	W	1.26
31-Jul-97	869.72	U	1.11
01-Aug-97	865.79	F	-0.45
04-Aug-97	855.74	M	-1.17
05-Aug-97	862.47	T	0.78
06-Aug-97	857.14	W	-0.62
07-Aug-97	856.48	U	-0.08
08-Aug-97	850.64	F	-0.68
11-Aug-97	851.79	M	0.14
12-Aug-97	854.21	T	0.28
13-Aug-97	850.72	W	-0.41
14-Aug-97	848.85	U	-0.22
15-Aug-97	848.79	F	-0.01
19-Aug-97	846.16	T	-0.31
20-Aug-97	838.48	W	-0.91
21-Aug-97	832.86	U	-0.67
22-Aug-97	830.42	F	-0.29
25-Aug-97	833.54	M	0.38
26-Aug-97	840.02	T	0.77
27-Aug-97	834.98	W	-0.60
28-Aug-97	825.25	U	-1.17
29-Aug-97	814.85	F	-1.27
01-Sep-97	814.92	M	0.01
02-Sep-97	808.62	T	-0.78
03-Sep-97	793.78	W	-1.85
04-Sep-97	791.51	U	-0.29
05-Sep-97	801.61	F	1.27
08-Sep-97	809.94	M	1.03
09-Sep-97	802.69	T	-0.90
10-Sep-97	800.70	W	-0.25
11-Sep-97	796.63	U	-0.51
12-Sep-97	792.54	F	-0.51
15-Sep-97	786.07	M	-0.82
17-Sep-97	776.82	W	-1.18
18-Sep-97	782.60	U	0.74
19-Sep-97	790.01	F	0.94
22-Sep-97	793.24	M	0.41
23-Sep-97	788.80	T	-0.56
24-Sep-97	787.61	W	-0.15
25-Sep-97	782.58	U	-0.64
26-Sep-97	782.61	F	0.00
29-Sep-97	777.98	M	-0.59
30-Sep-97	779.86	T	0.24
01-Oct-97	776.62	W	-0.42
02-Oct-97	775.61	U	-0.13
03-Oct-97	777.67	F	0.27
06-Oct-97	777.00	M	-0.09



University of Moratuwa, Sri Lanka.
 Electronic Theses & Dissertations
www.lib.mrt.ac.lk

07-Oct-97	780.74	T	0.48
08-Oct-97	781.03	W	0.04
09-Oct-97	783.15	U	0.27
10-Oct-97	785.41	F	0.29
13-Oct-97	786.51	M	0.14
14-Oct-97	790.44	T	0.50
16-Oct-97	775.63	U	-1.89
17-Oct-97	771.58	F	-0.52
20-Oct-97	769.23	M	-0.31
21-Oct-97	769.70	T	0.06
22-Oct-97	768.61	W	-0.14
23-Oct-97	766.67	U	-0.25
24-Oct-97	760.14	F	-0.86
27-Oct-97	758.57	M	-0.21
28-Oct-97	739.90	T	-2.49
29-Oct-97	733.14	W	-0.92
30-Oct-97	734.01	U	0.12
31-Oct-97	728.49	F	-0.75
03-Nov-97	729.75	M	0.17
04-Nov-97	730.32	T	0.08
05-Nov-97	734.63	W	0.59
06-Nov-97	737.84	U	0.44
07-Nov-97	737.45	F	-0.05
10-Nov-97	732.22	M	-0.71
11-Nov-97	723.99	T	-1.13
12-Nov-97	712.44	W	-1.61
13-Nov-97	705.13	U	-1.03
17-Nov-97	696.46	M	-1.24
18-Nov-97	681.34	T	-2.19
19-Nov-97	684.80	W	0.51
20-Nov-97	686.12	U	0.19
21-Nov-97	680.10	F	-0.88
24-Nov-97	678.08	M	-0.30
25-Nov-97	670.44	T	-1.13
26-Nov-97	666.10	W	-0.65
27-Nov-97	667.57	U	0.22
28-Nov-97	671.45	F	0.58
01-Dec-97	676.03	M	0.68
02-Dec-97	675.16	T	-0.13
03-Dec-97	676.89	W	0.26
04-Dec-97	676.09	U	-0.12
05-Dec-97	678.80	F	0.40
08-Dec-97	680.20	M	0.21
09-Dec-97	685.74	T	0.81
10-Dec-97	698.16	W	1.79
11-Dec-97	701.12	U	0.42
12-Dec-97	700.82	F	-0.04
15-Dec-97	700.03	M	-0.11
16-Dec-97	692.66	T	-1.06
17-Dec-97	690.60	W	-0.30



University of Moratuwa, Sri Lanka.
 Electronic Theses & Dissertations
www.lib.mrt.ac.lk

18-Dec-97	688.67	U	-0.28
19-Dec-97	687.91	F	-0.11
22-Dec-97	688.41	M	0.07
23-Dec-97	688.32	T	-0.01
24-Dec-97	693.85	W	0.80
29-Dec-97	697.70	M	0.55
30-Dec-97	695.96	T	-0.25
31-Dec-97	702.17	W	0.89
02-Jan-98	707.74	F	0.79
05-Jan-98	713.33	M	0.79
06-Jan-98	712.94	T	-0.05
07-Jan-98	710.52	W	-0.34
08-Jan-98	701.34	U	-1.30
09-Jan-98	705.02	F	0.52
13-Jan-98	699.15	T	-0.84
15-Jan-98	693.95	U	-0.75
16-Jan-98	685.09	F	-1.28
19-Jan-98	680.37	M	-0.69
20-Jan-98	676.77	T	-0.53
21-Jan-98	669.21	W	-1.12
22-Jan-98	666.07	U	-0.47
23-Jan-98	662.50	F	-0.54
26-Jan-98	655.91	M	-1.00
27-Jan-98	656.29	T	0.06
28-Jan-98	657.80	W	0.23
29-Jan-98	661.78	U	0.60
30-Jan-98	662.12	F	0.05
02-Feb-98	665.12	M	0.45
03-Feb-98	665.94	T	0.12
06-Feb-98	666.57	F	0.09
09-Feb-98	669.31	M	0.41
11-Feb-98	668.70	W	-0.09
12-Feb-98	672.47	U	0.56
13-Feb-98	679.89	F	1.10
16-Feb-98	680.74	M	0.12
17-Feb-98	684.56	T	0.56
18-Feb-98	690.03	W	0.80
19-Feb-98	698.40	U	1.21
20-Feb-98	701.44	F	0.43
23-Feb-98	699.88	M	-0.22
24-Feb-98	695.75	T	-0.59
25-Feb-98	689.26	W	-0.94
26-Feb-98	693.48	U	0.61
27-Feb-98	694.91	F	0.21
02-Mar-98	697.57	M	0.38
03-Mar-98	700.45	T	0.41
04-Mar-98	701.15	W	0.10
05-Mar-98	704.15	U	0.43
06-Mar-98	704.31	F	0.02
09-Mar-98	702.19	M	-0.30



University of Moratuwa, Sri Lanka.
 Electronic Theses & Dissertations
www.lib.mrt.ac.lk

10-Mar-98	704.17	T	0.28
11-Mar-98	706.97	W	0.40
13-Mar-98	707.23	F	0.04
16-Mar-98	708.42	M	0.17
17-Mar-98	710.29	T	0.26
18-Mar-98	707.99	W	-0.32
19-Mar-98	715.98	U	1.12
20-Mar-98	717.28	F	0.18
23-Mar-98	711.89	M	-0.75
24-Mar-98	713.30	T	0.20
25-Mar-98	715.76	W	0.34
26-Mar-98	715.50	U	-0.04
27-Mar-98	714.77	F	-0.10
30-Mar-98	715.43	M	0.09
31-Mar-98	712.77	T	-0.37
01-Apr-98	711.23	W	-0.22
02-Apr-98	707.13	U	-0.58
03-Apr-98	705.01	F	-0.30
06-Apr-98	704.13	M	-0.12
07-Apr-98	705.31	T	0.17
08-Apr-98	706.43	W	0.16
09-Apr-98	710.69	U	0.60
15-Apr-98	710.85	W	0.02
16-Apr-98	723.17	U	1.72
17-Apr-98	729.67	F	0.89
20-Apr-98	734.26	M	0.63
21-Apr-98	742.71	T	1.14
22-Apr-98	762.22	W	2.59
23-Apr-98	775.39	U	1.71
24-Apr-98	778.92	F	0.45
27-Apr-98	772.02	T	-0.89
28-Apr-98	767.93	W	-0.53
29-Apr-98	773.52	U	0.73
30-Apr-98	782.05	F	1.10
04-May-98	789.65	M	0.97
05-May-98	787.96	T	-0.21
06-May-98	777.61	W	-1.32
07-May-98	772.78	U	-0.62
08-May-98	777.71	F	0.64
13-May-98	777.27	W	-0.06
14-May-98	754.84	U	-2.93
15-May-98	742.08	F	-1.70
18-May-98	746.64	M	0.61
19-May-98	736.06	T	-1.43
20-May-98	717.45	W	-2.56
21-May-98	719.79	U	0.33
22-May-98	727.54	F	1.07
25-May-98	730.60	M	0.42
26-May-98	726.35	T	-0.58
27-May-98	718.80	W	-1.04



University of Moratuwa, Sri Lanka.
Electronic Theses & Dissertations
www.lib.mrt.ac.lk

28-May-98	700.08	U	-2.64
29-May-98	682.32	F	-2.57
01-Jun-98	668.17	M	-2.10
02-Jun-98	682.56	T	2.13
03-Jun-98	685.88	W	0.49
04-Jun-98	677.37	U	-1.25
05-Jun-98	667.92	F	-1.40
08-Jun-98	668.58	M	0.10
10-Jun-98	667.93	W	-0.10
11-Jun-98	659.93	U	-1.20
12-Jun-98	639.77	F	-3.10
15-Jun-98	606.38	M	-5.36
16-Jun-98	613.02	T	1.09
17-Jun-98	607.55	W	-0.90
18-Jun-98	616.55	U	1.47
19-Jun-98	619.89	F	0.54
22-Jun-98	608.57	M	-1.84
23-Jun-98	602.37	T	-1.02
24-Jun-98	584.16	W	-3.07
25-Jun-98	568.84	U	-2.66
26-Jun-98	578.86	F	1.75
29-Jun-98	580.76	M	0.33
30-Jun-98	580.92	T	0.03
01-Jul-98	584.71	W	0.65
02-Jul-98	589.56	U	0.83
03-Jul-98	598.43	F	1.49
06-Jul-98	598.77	M	0.06
08-Jul-98	605.03	W	1.04
10-Jul-98	612.64	F	1.25
13-Jul-98	611.58	M	-0.17
14-Jul-98	604.63	T	-1.14
15-Jul-98	599.34	W	-0.88
16-Jul-98	595.42	U	-0.66
17-Jul-98	595.56	F	0.02
20-Jul-98	591.71	M	-0.65
21-Jul-98	588.18	T	-0.60
22-Jul-98	586.91	W	-0.22
23-Jul-98	581.06	U	-1.00
24-Jul-98	587.87	F	1.17
27-Jul-98	588.97	M	0.19
28-Jul-98	590.58	T	0.27
29-Jul-98	590.86	W	0.05
30-Jul-98	597.98	U	1.20
31-Jul-98	596.27	F	-0.29
03-Aug-98	593.22	M	-0.51
04-Aug-98	588.96	T	-0.72
05-Aug-98	590.30	W	0.23
06-Aug-98	592.11	U	0.31
10-Aug-98	587.11	M	-0.85
11-Aug-98	584.48	T	-0.45

12-Aug-98	581.58	W	-0.50
13-Aug-98	575.43	U	-1.06
14-Aug-98	561.30	F	-2.49
17-Aug-98	559.41	M	-0.34
18-Aug-98	554.75	T	-0.84
19-Aug-98	552.13	W	-0.47
20-Aug-98	540.68	U	-2.10
21-Aug-98	533.08	F	-1.42
24-Aug-98	518.24	M	-2.82
25-Aug-98	505.23	T	-2.54
26-Aug-98	515.67	W	2.05
27-Aug-98	518.85	U	0.61
28-Aug-98	506.99	F	-2.31
31-Aug-98	496.00	M	-2.19
01-Sep-98	476.27	T	-4.06
02-Sep-98	464.43	W	-2.52
03-Sep-98	460.95	U	-0.75
04-Sep-98	463.64	F	0.58
07-Sep-98	465.85	M	0.48
08-Sep-98	473.68	T	1.67
09-Sep-98	476.23	W	0.54
10-Sep-98	482.24	U	1.25
11-Sep-98	488.87	F	1.37
14-Sep-98	490.82	M	0.40
15-Sep-98	500.25	T	1.90
16-Sep-98	506.97	W	1.33
17-Sep-98	499.46	U	-1.49
18-Sep-98	490.51	F	-1.81
21-Sep-98	493.41	M	0.59
22-Sep-98	498.49	T	1.02
23-Sep-98	499.98	W	0.30
24-Sep-98	504.94	U	0.99
25-Sep-98	511.59	F	1.31
28-Sep-98	512.37	M	0.15
29-Sep-98	503.75	T	-1.70
30-Sep-98	499.13	W	-0.92
01-Oct-98	500.18	U	0.21
02-Oct-98	497.45	F	-0.55
06-Oct-98	494.14	T	-0.67
07-Oct-98	495.91	W	0.36
08-Oct-98	493.00	U	-0.59
09-Oct-98	491.03	F	-0.40
12-Oct-98	489.78	M	-0.25
13-Oct-98	488.12	T	-0.34
14-Oct-98	483.55	W	-0.94
15-Oct-98	485.81	U	0.47
16-Oct-98	489.94	F	0.85
19-Oct-98	493.03	M	0.63
20-Oct-98	498.41	T	1.09
21-Oct-98	494.83	W	-0.72



University of Moratuwa, Sri Lanka.
 Electronic Theses & Dissertations
www.lib.mrt.ac.lk

22-Oct-98	491.97	U	-0.58
23-Oct-98	489.51	F	-0.50
26-Oct-98	494.45	M	1.00
27-Oct-98	496.04	T	0.32
28-Oct-98	498.57	W	0.51
29-Oct-98	498.18	U	-0.08
30-Oct-98	498.90	F	0.14
02-Nov-98	499.73	M	0.17
04-Nov-98	505.46	W	1.14
05-Nov-98	509.88	U	0.87
06-Nov-98	510.46	F	0.11
09-Nov-98	511.09	M	0.12
10-Nov-98	513.91	T	0.55
11-Nov-98	514.90	W	0.19
12-Nov-98	513.70	U	-0.23
13-Nov-98	517.89	F	0.81
16-Nov-98	528.86	M	2.10
17-Nov-98	535.26	T	1.20
18-Nov-98	550.79	W	2.86
19-Nov-98	542.69	U	-1.48
20-Nov-98	541.30	F	-0.26
23-Nov-98	548.05	M	1.24
24-Nov-98	554.77	T	1.22
25-Nov-98	572.21	W	3.10
26-Nov-98	569.39	U	-0.49
27-Nov-98	571.21	F	0.32
30-Nov-98	575.25	M	0.70
01-Dec-98	574.52	T	-0.13
02-Dec-98	570.38	W	-0.72
04-Dec-98	566.96	F	-0.60
07-Dec-98	563.72	M	-0.57
08-Dec-98	556.70	T	-1.25
09-Dec-98	555.10	W	-0.29
10-Dec-98	556.48	U	0.25
11-Dec-98	557.27	F	0.14
14-Dec-98	561.49	M	0.75
15-Dec-98	553.20	T	-1.49
16-Dec-98	554.67	W	0.27
17-Dec-98	552.11	U	-0.46
18-Dec-98	555.35	F	0.59
21-Dec-98	557.64	M	0.41
22-Dec-98	560.40	T	0.49
23-Dec-98	567.58	W	1.27
24-Dec-98	572.90	U	0.93
28-Dec-98	575.68	M	0.48
29-Dec-98	583.66	T	1.38
30-Dec-98	584.94	W	0.22
31-Dec-98	597.31	U	2.09
04-Jan-99	582.41	M	-2.53
05-Jan-99	576.78	T	-0.97



University of Moratuwa, Sri Lanka.
Electronic Theses & Dissertations
www.lib.mrt.ac.lk

06-Jan-99	580.34	W	0.62
07-Jan-99	582.65	U	0.40
08-Jan-99	583.68	F	0.18
11-Jan-99	583.85	M	0.03
12-Jan-99	584.12	T	0.05
13-Jan-99	587.79	W	0.63
14-Jan-99	578.62	U	-1.57
18-Jan-99	576.99	M	-0.28
19-Jan-99	580.84	T	0.67
20-Jan-99	580.16	W	-0.12
21-Jan-99	582.02	U	0.32
22-Jan-99	583.95	F	0.33
25-Jan-99	585.51	M	0.27
26-Jan-99	580.12	T	-0.92
27-Jan-99	572.61	W	-1.30
28-Jan-99	570.72	U	-0.33
29-Jan-99	572.70	F	0.35
01-Feb-99	570.25	M	-0.43
02-Feb-99	566.89	T	-0.59
03-Feb-99	565.96	W	-0.16
05-Feb-99	565.00	F	-0.17
08-Feb-99	564.65	M	-0.06
09-Feb-99	566.17	T	0.27
10-Feb-99	567.32	W	0.20
11-Feb-99	569.72	U	0.42
12-Feb-99	571.66	F	0.34
15-Feb-99	574.41	M	0.48
16-Feb-99	577.53	T	0.54
17-Feb-99	579.45	W	0.33
18-Feb-99	578.11	U	-0.23
19-Feb-99	577.29	F	-0.14
22-Feb-99	576.51	M	-0.14
23-Feb-99	571.68	T	-0.84
24-Feb-99	562.58	W	-1.60
25-Feb-99	565.95	U	0.60
26-Feb-99	569.12	F	0.56
02-Mar-99	566.40	T	-0.48
03-Mar-99	560.76	W	-1.00
04-Mar-99	557.79	U	-0.53
05-Mar-99	551.28	F	-1.17
08-Mar-99	536.93	M	-2.64
09-Mar-99	536.75	T	-0.03
10-Mar-99	535.51	W	-0.23
11-Mar-99	536.70	U	0.22
12-Mar-99	533.05	F	-0.68
15-Mar-99	530.12	M	-0.55
16-Mar-99	529.94	T	-0.03
17-Mar-99	532.36	W	0.46
18-Mar-99	529.91	U	-0.46
19-Mar-99	531.93	F	0.38



University of Moratuwa, Sri Lanka.
Electronic Theses & Dissertations
www.lib.mrt.ac.lk

22-Mar-99	533.74	M	0.34
23-Mar-99	533.91	T	0.03
24-Mar-99	533.82	W	-0.02
25-Mar-99	532.31	U	-0.28
26-Mar-99	530.64	F	-0.31
29-Mar-99	534.62	M	0.75
30-Mar-99	534.64	T	0.00
01-Apr-99	535.49	W	0.16
05-Apr-99	534.98	M	-0.10
06-Apr-99	536.13	T	0.21
07-Apr-99	539.78	W	0.68
08-Apr-99	549.12	U	1.72
09-Apr-99	549.53	F	0.07
12-Apr-99	549.28	M	-0.05
15-Apr-99	549.03	U	-0.05
16-Apr-99	549.77	F	0.13
19-Apr-99	547.13	M	-0.48
20-Apr-99	543.58	T	-0.65
21-Apr-99	542.89	W	-0.13
22-Apr-99	542.30	U	-0.11
23-Apr-99	541.01	F	-0.24
26-Apr-99	543.76	M	0.51
27-Apr-99	546.55	T	0.51
28-Apr-99	548.75	W	0.40
03-May-99	549.69	M	0.17
04-May-99	547.49	T	-0.40
05-May-99	547.62	W	0.02
06-May-99	545.89	U	-0.32
07-May-99	542.27	F	-0.67
10-May-99	542.52	M	0.05
11-May-99	542.32	T	-0.04
12-May-99	541.18	W	-0.21
13-May-99	541.96	U	0.14
14-May-99	543.02	F	0.20
17-May-99	545.33	M	0.42
18-May-99	545.72	T	0.07
19-May-99	545.72	W	0.00
20-May-99	550.10	U	0.80
21-May-99	558.12	F	1.45
24-May-99	562.36	M	0.76
25-May-99	554.81	T	-1.35
26-May-99	547.41	W	-1.34
27-May-99	543.17	U	-0.78
28-May-99	546.79	F	0.66
01-Jun-99	542.39	T	-0.81
02-Jun-99	542.19	W	-0.04
03-Jun-99	537.14	U	-0.94
04-Jun-99	536.32	F	-0.15
07-Jun-99	533.02	M	-0.62
08-Jun-99	528.60	T	-0.83



University of Moratuwa, Sri Lanka.
 Electronic Theses & Dissertations
www.lib.mrt.ac.lk

09-Jun-99	527.04	W	-0.30
10-Jun-99	524.68	U	-0.45
11-Jun-99	525.47	F	0.15
14-Jun-99	526.03	M	0.11
15-Jun-99	525.57	T	-0.09
16-Jun-99	522.76	W	-0.54
17-Jun-99	520.36	U	-0.46
18-Jun-99	516.31	F	-0.78
21-Jun-99	513.83	M	-0.48
22-Jun-99	513.01	T	-0.16
23-Jun-99	512.24	W	-0.15
24-Jun-99	513.88	U	0.32
25-Jun-99	515.25	F	0.27
30-Jun-99	517.63	W	0.46
01-Jul-99	520.50	U	0.55
02-Jul-99	522.30	F	0.35
05-Jul-99	523.60	M	0.25
06-Jul-99	522.70	T	-0.17
07-Jul-99	522.30	W	-0.08
08-Jul-99	519.90	U	-0.46
09-Jul-99	521.00	F	0.21
12-Jul-99	521.90	M	0.17
13-Jul-99	522.30	T	0.08
14-Jul-99	523.00	W	0.13
15-Jul-99	528.10	U	0.97
16-Jul-99	532.70	F	0.87
19-Jul-99	534.20	M	0.28
20-Jul-99	541.30	T	1.32
21-Jul-99	546.70	W	0.99
22-Jul-99	561.20	U	2.62
23-Jul-99	572.40	F	1.98
26-Jul-99	569.90	M	-0.44
27-Jul-99	568.00	T	-0.33
29-Jul-99	569.30	U	0.23
30-Jul-99	571.10	F	0.32
02-Aug-99	574.50	M	0.59
03-Aug-99	582.30	T	1.35
04-Aug-99	587.60	W	0.91
05-Aug-99	585.00	U	-0.44
06-Aug-99	584.90	F	-0.02
09-Aug-99	585.40	M	0.09
10-Aug-99	584.90	T	-0.09
11-Aug-99	584.00	W	-0.15
12-Aug-99	580.30	U	-0.64
13-Aug-99	583.20	F	0.50
16-Aug-99	577.80	M	-0.93
17-Aug-99	570.60	T	-1.25
18-Aug-99	561.40	W	-1.63
19-Aug-99	563.00	U	0.28
20-Aug-99	564.70	F	0.30



University of Moratuwa, Sri Lanka.
 Electronic Theses & Dissertations
 www.lib.mrt.ac.lk

23-Aug-99	562.10	M	-0.46
24-Aug-99	564.90	T	0.50
25-Aug-99	564.60	W	-0.05
30-Aug-99	564.20	M	-0.07
31-Aug-99	561.40	T	-0.50
01-Sep-99	557.60	W	-0.68
02-Sep-99	557.90	U	0.05
03-Sep-99	559.40	F	0.27
06-Sep-99	559.80	M	0.07
07-Sep-99	560.20	T	0.07
08-Sep-99	560.40	W	0.04
09-Sep-99	560.30	U	-0.02
10-Sep-99	563.40	F	0.55
13-Sep-99	562.90	M	-0.09
14-Sep-99	561.80	T	-0.20
15-Sep-99	562.80	W	0.18
16-Sep-99	562.10	U	-0.12
17-Sep-99	564.40	F	0.41
20-Sep-99	566.10	M	0.30
21-Sep-99	567.70	T	0.28
22-Sep-99	569.30	W	0.28
23-Sep-99	569.20	U	-0.02
24-Sep-99	567.30	F	-0.33
27-Sep-99	570.40	M	0.54
28-Sep-99	573.00	T	0.45
29-Sep-99	569.00	W	-0.70
30-Sep-99	568.70	U	-0.05
01-Oct-99	568.60	F	-0.02
04-Oct-99	569.20	M	0.11
05-Oct-99	567.20	T	-0.35
06-Oct-99	564.30	W	-0.51
07-Oct-99	559.80	U	-0.80
08-Oct-99	561.80	F	0.36
11-Oct-99	558.50	M	-0.59
12-Oct-99	556.00	T	-0.45
13-Oct-99	549.00	W	-1.27
14-Oct-99	546.00	U	-0.55
15-Oct-99	544.90	F	-0.20
18-Oct-99	545.00	M	0.02
19-Oct-99	543.10	T	-0.35
20-Oct-99	541.80	W	-0.24
21-Oct-99	539.20	U	-0.48
22-Oct-99	540.40	F	0.22
25-Oct-99	537.30	M	-0.58
26-Oct-99	533.40	T	-0.73
27-Oct-99	528.10	W	-1.00
28-Oct-99	520.40	U	-1.47
29-Oct-99	531.30	F	2.07
01-Nov-99	530.20	M	-0.21
02-Nov-99	528.70	T	-0.28



University of Moratuwa, Sri Lanka.
Electronic Theses & Dissertations
www.lib.mrt.ac.lk

03-Nov-99	533.30	W	0.87
04-Nov-99	536.50	U	0.60
05-Nov-99	539.50	F	0.56
08-Nov-99	540.40	M	0.17
09-Nov-99	542.60	T	0.41
10-Nov-99	547.30	W	0.86
11-Nov-99	548.00	U	0.13
12-Nov-99	548.40	F	0.07
15-Nov-99	545.20	M	-0.59
16-Nov-99	541.60	T	-0.66
17-Nov-99	539.40	W	-0.41
18-Nov-99	540.70	U	0.24
19-Nov-99	544.20	F	0.65
23-Nov-99	547.30	M	0.57
24-Nov-99	550.30	T	0.55
25-Nov-99	551.10	W	0.15
26-Nov-99	552.20	U	0.20
29-Nov-99	552.60	M	0.07
30-Nov-99	554.50	T	0.34
01-Dec-99	554.50	W	0.00
02-Dec-99	556.50	U	0.36
03-Dec-99	561.50	F	0.89
06-Dec-99	564.60	M	0.55
07-Dec-99	570.50	T	1.04
08-Dec-99	580.00	W	1.65
09-Dec-99	581.60	U	0.28
10-Dec-99	586.60	F	0.86
13-Dec-99	600.10	M	2.28
14-Dec-99	602.60	T	0.42
15-Dec-99	596.50	W	-1.02
16-Dec-99	595.30	U	-0.20
17-Dec-99	599.00	F	0.62
20-Dec-99	593.60	M	-0.91
21-Dec-99	596.40	T	0.47
23-Dec-99	589.40	U	-1.18
27-Dec-99	578.70	M	-1.83
28-Dec-99	573.10	T	-0.97
29-Dec-99	570.70	W	-0.42
30-Dec-99	572.50	U	0.31
03-Jan-00	574.20	M	0.30
04-Jan-00	571.20	T	-0.52
05-Jan-00	562.20	W	-1.59
06-Jan-00	556.50	U	-1.02
10-Jan-00	547.70	M	-1.59
11-Jan-00	543.50	T	-0.77
12-Jan-00	552.70	W	1.68
13-Jan-00	551.00	U	-0.31
14-Jan-00	549.60	F	-0.25
17-Jan-00	551.50	M	0.35
18-Jan-00	554.10	T	0.47



University of Moratuwa, Sri Lanka.
 Electronic Theses & Dissertations
www.lib.mrt.ac.lk

19-Jan-00	552.70	W	-0.25
24-Jan-00	552.80	M	0.02
25-Jan-00	552.90	T	0.02
26-Jan-00	552.60	W	-0.05
27-Jan-00	553.80	U	0.22
28-Jan-00	554.90	F	0.20
31-Jan-00	555.50	M	0.11
01-Feb-00	556.00	T	0.09
02-Feb-00	564.30	W	1.48
03-Feb-00	561.80	U	-0.44
07-Feb-00	563.60	M	0.32
08-Feb-00	562.60	T	-0.18
09-Feb-00	562.60	W	0.00
10-Feb-00	561.00	U	-0.28
11-Feb-00	557.80	F	-0.57
14-Feb-00	558.90	M	0.20
15-Feb-00	562.40	T	0.62
16-Feb-00	562.00	W	-0.07
17-Feb-00	560.90	U	-0.20
18-Feb-00	558.30	F	-0.46
21-Feb-00	557.10	M	-0.22
22-Feb-00	553.70	T	-0.61
23-Feb-00	552.80	W	-0.16
24-Feb-00	549.80	U	-0.54
25-Feb-00	548.50	F	-0.24
28-Feb-00	544.80	M	-0.68
29-Feb-00	541.50	T	-0.61
01-Mar-00	537.10	W	-0.82
02-Mar-00	534.30	U	-0.52
03-Mar-00	535.90	F	0.30
06-Mar-00	533.90	M	-0.37
07-Mar-00	532.60	T	-0.24
08-Mar-00	528.50	W	-0.77
09-Mar-00	524.60	U	-0.74
10-Mar-00	521.50	F	-0.59
13-Mar-00	515.10	M	-1.23
14-Mar-00	512.40	T	-0.53
15-Mar-00	519.00	W	1.28
16-Mar-00	519.80	U	0.15
17-Mar-00	519.80	F	0.00
20-Mar-00	518.90	M	-0.17
21-Mar-00	516.40	T	-0.48
22-Mar-00	514.30	W	-0.41
23-Mar-00	513.10	U	-0.23
24-Mar-00	515.80	F	0.52
27-Mar-00	512.20	M	-0.70
28-Mar-00	506.70	T	-1.08
29-Mar-00	503.70	W	-0.59
30-Mar-00	498.40	U	-1.06
31-Mar-00	494.50	F	-0.79



University of Moratuwa, Sri Lanka.
 Electronic Theses & Dissertations
www.lib.mrt.ac.lk

03-Apr-00	489.70	M	-0.98
04-Apr-00	491.80	T	0.43
05-Apr-00	495.80	W	0.81
06-Apr-00	494.20	U	-0.32
07-Apr-00	494.80	F	0.12
10-Apr-00	495.50	M	0.14
11-Apr-00	495.10	T	-0.08
17-Apr-00	492.90	M	-0.45
19-Apr-00	492.60	W	-0.06
20-Apr-00	489.60	U	-0.61
24-Apr-00	487.30	M	-0.47
25-Apr-00	486.70	T	-0.12
26-Apr-00	481.90	W	-0.99
27-Apr-00	477.70	U	-0.88
28-Apr-00	476.50	F	-0.25
02-May-00	471.40	T	-1.08
03-May-00	460.60	W	-2.32
04-May-00	454.60	U	-1.31
05-May-00	446.80	F	-1.73
08-May-00	430.60	M	-3.69
09-May-00	439.50	T	2.05
10-May-00	447.50	W	1.80
11-May-00	443.40	U	-0.92
12-May-00	444.90	F	0.34
15-May-00	450.40	M	1.23
16-May-00	462.10	T	2.56
19-May-00	468.80	F	1.44
22-May-00	462.60	M	-1.33
23-May-00	464.10	T	0.32
24-May-00	467.50	W	0.73
25-May-00	468.20	U	0.15
26-May-00	468.60	F	0.09
29-May-00	473.10	M	0.96
30-May-00	476.10	T	0.63
31-May-00	478.50	W	0.50
01-Jun-00	477.50	U	-0.21
02-Jun-00	478.90	F	0.29
05-Jun-00	478.60	M	-0.06
06-Jun-00	477.30	T	-0.27
07-Jun-00	477.10	W	-0.04
08-Jun-00	475.70	U	-0.29
09-Jun-00	472.40	F	-0.70
12-Jun-00	473.10	M	0.15
13-Jun-00	477.30	T	0.88
14-Jun-00	478.80	W	0.31
19-Jun-00	480.00	M	0.25
20-Jun-00	484.40	T	0.91
21-Jun-00	493.70	W	1.90
22-Jun-00	497.30	U	0.73
23-Jun-00	497.60	F	0.06



University of Moratuwa, Sri Lanka.
Electronic Theses & Dissertations
www.lib.mrt.ac.lk

26-Jun-00	496.40	M	-0.24
27-Jun-00	497.20	T	0.16
28-Jun-00	499.32	W	0.43
29-Jun-00	498.70	U	-0.12
30-Jun-00	513.60	F	2.94
03-Jul-00	507.80	M	-1.14
04-Jul-00	507.00	T	-0.16
05-Jul-00	507.60	W	0.12
06-Jul-00	508.50	U	0.18
07-Jul-00	513.50	F	0.98
10-Jul-00	520.20	M	1.30
11-Jul-00	518.10	T	-0.40
12-Jul-00	516.10	W	-0.39
13-Jul-00	512.40	U	-0.72
14-Jul-00	512.10	F	-0.06
17-Jul-00	512.40	M	0.06
18-Jul-00	512.50	T	0.02
19-Jul-00	511.30	W	-0.23
20-Jul-00	508.30	U	-0.59
21-Jul-00	508.20	F	-0.02
24-Jul-00	508.80	M	0.12
25-Jul-00	507.60	T	-0.24
26-Jul-00	508.40	W	0.16
27-Jul-00	509.80	U	0.27
28-Jul-00	512.40	F	0.51
31-Jul-00	510.70	M	-0.33
01-Aug-00	510.30	T	-0.08
02-Aug-00	511.60	W	0.25
03-Aug-00	508.10	U	-0.69
04-Aug-00	506.40	F	-0.34
07-Aug-00	505.90	M	-0.10
08-Aug-00	504.60	T	-0.26
09-Aug-00	505.60	W	0.20
10-Aug-00	505.60	U	0.00
11-Aug-00	505.80	F	0.04
15-Aug-00	503.20	T	-0.52
16-Aug-00	498.00	W	-1.04
17-Aug-00	495.60	U	-0.48
18-Aug-00	495.50	F	-0.02
21-Aug-00	495.80	M	0.06
22-Aug-00	495.00	T	-0.16
23-Aug-00	497.10	W	0.42
24-Aug-00	498.30	U	0.24
25-Aug-00	504.60	F	1.26
28-Aug-00	503.70	M	-0.18
29-Aug-00	501.80	T	-0.38
30-Aug-00	497.80	W	-0.80
31-Aug-00	496.70	U	-0.22
01-Sep-00	496.90	F	0.04
04-Sep-00	496.20	M	-0.14



University of Moratuwa, Sri Lanka.
 Electronic Theses & Dissertations
www.lib.mrt.ac.lk

05-Sep-00	498.00	T	0.36
06-Sep-00	499.10	W	0.22
07-Sep-00	501.40	U	0.46
08-Sep-00	500.70	F	-0.14
11-Sep-00	500.50	M	-0.04
12-Sep-00	497.70	T	-0.56
14-Sep-00	497.10	W	-0.12
15-Sep-00	496.80	U	-0.06
18-Sep-00	495.10	M	-0.34
19-Sep-00	496.10	T	0.20
20-Sep-00	497.70	W	0.32
21-Sep-00	507.00	U	1.85
22-Sep-00	510.40	F	0.67
25-Sep-00	509.00	M	-0.27
26-Sep-00	508.80	T	-0.04
27-Sep-00	509.90	W	0.22
28-Sep-00	515.40	U	1.07
29-Sep-00	523.30	F	1.52
02-Oct-00	525.90	M	0.50
03-Oct-00	521.50	T	-0.84
04-Oct-00	520.60	W	-0.17
05-Oct-00	521.10	U	0.10
06-Oct-00	519.90	F	-0.23
09-Oct-00	525.40	M	1.05
10-Oct-00	523.00	T	-0.46
11-Oct-00	511.70	W	-2.18
13-Oct-00	509.00	F	-0.53
16-Oct-00	507.00	M	-0.39
17-Oct-00	507.30	T	0.06
18-Oct-00	510.90	W	0.71
19-Oct-00	511.40	U	0.10
20-Oct-00	511.60	F	0.04
23-Oct-00	509.70	M	-0.37
24-Oct-00	508.70	T	-0.20
25-Oct-00	504.90	W	-0.75
26-Oct-00	502.90	U	-0.40
27-Oct-00	499.40	F	-0.70
30-Oct-00	496.90	M	-0.50
31-Oct-00	494.00	T	-0.59
01-Nov-00	496.50	W	0.50
02-Nov-00	492.90	U	-0.73
03-Nov-00	493.10	F	0.04
06-Nov-00	493.80	M	0.14
07-Nov-00	493.30	T	-0.10
08-Nov-00	492.60	W	-0.14
09-Nov-00	493.90	U	0.26
10-Nov-00	491.80	F	-0.43
13-Nov-00	491.10	M	-0.14
14-Nov-00	488.40	T	-0.55
15-Nov-00	487.50	W	-0.18



University of Moratuwa, Sri Lanka.
 Electronic Theses & Dissertations
www.lib.mrt.ac.lk

16-Nov-00	484.90	U	-0.53
17-Nov-00	477.70	F	-1.50
20-Nov-00	475.20	M	-0.52
21-Nov-00	475.30	T	0.02
22-Nov-00	470.60	W	-0.99
23-Nov-00	464.50	U	-1.30
24-Nov-00	459.80	F	-1.02
27-Nov-00	444.50	M	-3.38
28-Nov-00	443.80	T	-0.16
29-Nov-00	436.50	W	-1.66
30-Nov-00	434.40	U	-0.48
01-Dec-00	437.60	F	0.73
04-Dec-00	434.70	M	-0.66
05-Dec-00	439.30	T	1.05
06-Dec-00	437.30	W	-0.46
07-Dec-00	438.00	U	0.16
08-Dec-00	438.40	F	0.09
11-Dec-00	438.00	M	-0.09
12-Dec-00	441.80	T	0.86
13-Dec-00	445.50	W	0.83
14-Dec-00	448.50	U	0.67
15-Dec-00	453.70	F	1.15
18-Dec-00	447.80	M	-1.31
19-Dec-00	444.40	T	-0.76
20-Dec-00	446.20	W	0.40
21-Dec-00	444.20	U	-0.45
22-Dec-00	449.30	F	1.14
27-Dec-00	447.60	W	-0.38
28-Dec-00	445.50	U	-0.47
29-Dec-00	447.60	F	0.47
02-Jan-01	447.70	T	0.02
03-Jan-01	446.80	W	-0.20
04-Jan-01	449.10	U	0.51
05-Jan-01	449.60	F	0.11
08-Jan-01	448.90	M	-0.16
10-Jan-01	448.90	W	0.00
11-Jan-01	449.70	U	0.18
12-Jan-01	453.80	F	0.91
16-Jan-01	450.00	T	-0.84
17-Jan-01	450.00	W	0.00
18-Jan-01	451.30	U	0.29
19-Jan-01	451.50	F	0.04
22-Jan-01	446.40	M	-1.14
23-Jan-01	446.50	T	0.02
24-Jan-01	446.70	W	0.04
25-Jan-01	441.80	U	-1.10
26-Jan-01	439.60	F	-0.50
29-Jan-01	438.30	M	-0.30
30-Jan-01	439.50	T	0.27
31-Jan-01	439.50	W	0.00



University of Moratuwa, Sri Lanka.
 Electronic Theses & Dissertations
www.lib.mrt.ac.lk

01-Feb-01	440.40	U	0.20
02-Feb-01	441.50	F	0.25
06-Feb-01	440.50	T	-0.23
08-Feb-01	440.00	U	-0.11
09-Feb-01	443.40	F	0.77
12-Feb-01	442.00	M	-0.32
13-Feb-01	444.30	T	0.52
14-Feb-01	442.70	W	-0.36
15-Feb-01	440.90	U	-0.41
16-Feb-01	440.10	F	-0.18
19-Feb-01	439.30	M	-0.18
20-Feb-01	439.80	T	0.11
21-Feb-01	441.30	W	0.34
22-Feb-01	442.20	U	0.20
23-Feb-01	442.40	F	0.05
26-Feb-01	442.10	M	-0.07
27-Feb-01	440.80	T	-0.29
28-Feb-01	445.60	W	1.08
01-Mar-01	441.20	U	-0.99
02-Mar-01	441.80	F	0.14
05-Mar-01	439.40	M	-0.54
06-Mar-01	439.70	T	0.07
07-Mar-01	438.60	W	-0.25
08-Mar-01	440.60	U	0.45
12-Mar-01	437.50	M	-0.71
13-Mar-01	436.60	T	-0.21
14-Mar-01	435.40	W	-0.28
15-Mar-01	435.20	U	-0.05
16-Mar-01	433.90	F	-0.30
19-Mar-01	432.80	M	-0.25
20-Mar-01	432.60	T	-0.05
21-Mar-01	430.40	W	-0.51
22-Mar-01	428.90	U	-0.35
23-Mar-01	428.40	F	-0.12
26-Mar-01	425.80	M	-0.61
27-Mar-01	422.90	T	-0.68
28-Mar-01	421.20	W	-0.40
29-Mar-01	421.50	U	0.07
30-Mar-01	423.60	F	0.50
02-Apr-01	423.10	M	-0.12
03-Apr-01	420.70	T	-0.57
04-Apr-01	419.20	W	-0.36
05-Apr-01	419.80	U	0.14
06-Apr-01	421.00	F	0.29
09-Apr-01	420.10	M	-0.21
10-Apr-01	420.60	T	0.12
11-Apr-01	421.10	W	0.12
16-Apr-01	424.00	M	0.69
17-Apr-01	422.90	T	-0.26
18-Apr-01	424.00	W	0.26



University of Moratuwa, Sri Lanka.
Electronic Theses & Dissertations
www.lib.mrt.ac.lk

19-Apr-01	419.04	U	-1.18
20-Apr-01	416.50	F	-0.61
23-Apr-01	416.90	M	0.10
24-Apr-01	417.10	T	0.05
25-Apr-01	417.10	W	0.00
26-Apr-01	417.20	U	0.02
27-Apr-01	416.80	F	-0.10
30-Apr-01	416.40	M	-0.10
2-May-01	416.80	W	0.10
3-May-01	415.80	U	-0.24
4-May-01	417.50	F	0.41
9-May-01	417.60	W	0.02
10-May-01	417.20	U	-0.10
11-May-01	417.70	F	0.12
14-May-01	416.30	M	-0.34
15-May-01	416.30	T	0.00
16-May-01	416.20	W	-0.02
17-May-01	417.70	U	0.36
18-May-01	415.90	F	-0.43
21-May-01	415.90	M	0.00
22-May-01	418.60	T	0.65
23-May-01	418.80	W	0.05
24-May-01	420.00	U	0.29
25-May-01	419.30	F	-0.17
28-May-01	420.50	M	0.29
29-May-01	421.40	T	0.21
30-May-01	423.00	W	0.38
31-May-01	420.80	U	-0.52
1-Jun-01	421.70	F	0.21
4-Jun-01	421.10	M	-0.14
6-Jun-01	419.70	W	-0.33
7-Jun-01	419.40	U	-0.07
8-Jun-01	420.60	F	0.29
11-Jun-01	420.10	M	-0.12
12-Jun-01	418.60	T	-0.36
13-Jun-01	418.50	W	-0.02
14-Jun-01	418.50	U	0.00
15-Jun-01	416.20	F	-0.55
18-Jun-01	416.10	M	-0.02
19-Jun-01	416.70	T	0.14
20-Jun-01	419.50	W	0.67
21-Jun-01	428.90	U	2.22
22-Jun-01	430.90	F	0.47
25-Jun-01	428.20	M	-0.63
26-Jun-01	426.30	T	-0.44
27-Jun-01	426.40	W	0.02
28-Jun-01	424.60	U	-0.42
29-Jun-01	428.00	F	0.80

2-Jul-01	426.80	M	-0.28
3-Jul-01	426.90	T	0.02
4-Jul-01	429.60	W	0.63
6-Jul-01	427.70	F	-0.44
9-Jul-01	429.00	M	0.30
10-Jul-01	430.30	T	0.30
11-Jul-01	421.60	W	-2.04
12-Jul-01	422.00	U	0.09
13-Jul-01	422.90	F	0.21
16-Jul-01	424.10	M	0.28
17-Jul-01	421.40	T	-0.64
18-Jul-01	421.80	W	0.09
19-Jul-01	423.51	U	0.40
20-Jul-01	423.10	F	-0.10
23-Jul-01	421.80	M	-0.31
24-Jul-01	417.90	T	-0.93
25-Jul-01	417.90	W	0.00
26-Jul-01	417.70	U	-0.05
27-Jul-01	418.40	F	0.17
30-Jul-01	419.40	M	0.24
31-Jul-01	418.80	T	-0.14
1-Aug-01	418.20	W	-0.14
2-Aug-01	418.30	U	0.02
6-Aug-01	416.40	M	-0.46
7-Aug-01	411.20	T	-1.26
8-Aug-01	413.10	W	0.46
9-Aug-01	410.70	U	-0.58
10-Aug-01	409.20	F	-0.37
13-Aug-01	404.00	M	-1.28
14-Aug-01	396.50	T	-1.87
15-Aug-01	390.90	W	-1.42
16-Aug-01	385.00	U	-1.52
17-Aug-01	383.40	F	-0.42
20-Aug-01	385.40	M	0.52
21-Aug-01	388.30	T	0.75
22-Aug-01	384.70	W	-0.93
23-Aug-01	386.70	U	0.52
24-Aug-01	388.60	F	0.49
27-Aug-01	390.10	M	0.39
28-Aug-01	391.50	T	0.36
29-Aug-01	399.10	W	1.92
30-Aug-01	402.40	U	0.82
31-Aug-01	407.30	F	1.21
3-Sep-01	398.50	M	-2.18
4-Sep-01	397.30	T	-0.30
5-Sep-01	401.30	W	1.00
6-Sep-01	403.10	U	0.45
7-Sep-01	408.10	F	1.23
10-Sep-01	407.80	M	-0.07
11-Sep-01	410.40	T	0.64



University of Moratuwa, Sri Lanka.
Electronic Theses & Dissertations
www.lib.mrt.ac.lk

12-Sep-01	410.80	W	0.10
13-Sep-01	408.80	U	-0.49
14-Sep-01	409.90	F	0.27
17-Sep-01	408.60	M	-0.32
18-Sep-01	402.70	T	-1.45
19-Sep-01	399.30	W	-0.85
20-Sep-01	398.40	U	-0.23
21-Sep-01	397.30	F	-0.28
24-Sep-01	398.80	M	0.38
25-Sep-01	400.80	T	0.50
26-Sep-01	403.70	W	0.72
27-Sep-01	402.80	U	-0.22
28-Sep-01	403.60	F	0.20
1-Oct-01	403.20	M	-0.10
3-Oct-01	402.70	W	-0.12
4-Oct-01	401.20	U	-0.37
5-Oct-01	401.90	F	0.17
8-Oct-01	401.50	M	-0.10
9-Oct-01	411.00	T	2.34
10-Oct-01	430.80	W	4.71
11-Oct-01	459.10	U	6.36
12-Oct-01	477.30	F	3.89
15-Oct-01	469.50	M	-1.65
16-Oct-01	459.00	T	-2.26
17-Oct-01	464.90	W	1.28
18-Oct-01	469.00	U	0.88
19-Oct-01	473.60	F	0.98
22-Oct-01	488.40	M	3.08
23-Oct-01	499.20	T	2.19
24-Oct-01	501.90	W	0.54
25-Oct-01	499.10	U	-0.56
26-Oct-01	501.50	F	0.48
29-Oct-01	504.80	M	0.66
30-Oct-01	505.60	T	0.16
1-Nov-01	497.20	U	-1.68
2-Nov-01	490.30	F	-1.40
5-Nov-01	490.70	M	0.08
6-Nov-01	485.60	T	-1.04
7-Nov-01	485.40	W	-0.04
8-Nov-01	488.30	U	0.60
9-Nov-01	493.00	F	0.96
12-Nov-01	493.50	M	0.10
13-Nov-01	490.10	T	-0.69
14-Nov-01	497.60	W	1.52
15-Nov-01	503.40	U	1.16
16-Nov-01	520.10	F	3.26
19-Nov-01	531.30	M	2.13
20-Nov-01	529.00	T	-0.43
21-Nov-01	532.10	W	0.58
22-Nov-01	535.70	U	0.67



University of Moratuwa, Sri Lanka.
Electronic Theses & Dissertations
www.lib.mrt.ac.lk

23-Nov-01	533.40	F	-0.43
26-Nov-01	530.30	M	-0.58
27-Nov-01	526.60	T	-0.70
28-Nov-01	537.20	W	1.99
29-Nov-01	537.50	U	0.06
3-Dec-01	536.00	T	-0.28
4-Dec-01	526.60	W	-1.77
5-Dec-01	535.70	U	1.71
7-Dec-01	643.20	F	18.29
10-Dec-01	678.20	M	5.30
11-Dec-01	661.60	T	-2.48
12-Dec-01	636.60	W	-3.85
13-Dec-01	607.30	U	-4.71
14-Dec-01	621.60	F	2.33
17-Dec-01	620.10	M	-0.24
18-Dec-01	600.80	T	-3.16
19-Dec-01	580.20	W	-3.49
20-Dec-01	591.00	U	1.84
21-Dec-01	593.50	F	0.42
27-Dec-01	607.00	U	2.25
28-Dec-01	618.10	F	1.81
31-Dec-01	621.00	M	0.47
2-Jan-02	610.70	W	-1.67
3-Jan-02	611.90	U	0.20
4-Jan-02	609.60	F	-0.38
7-Jan-02	603.50	M	-1.01
8-Jan-02	596.60	T	-1.15
9-Jan-02	592.20	W	-0.74
10-Jan-02	585.10	U	-1.21
11-Jan-02	577.70	F	-1.27
15-Jan-02	566.50	T	-1.96
16-Jan-02	563.50	W	-0.53
17-Jan-02	549.50	U	-2.52
18-Jan-02	566.70	F	3.08
21-Jan-02	570.10	M	0.60
22-Jan-02	561.90	T	-1.45
23-Jan-02	558.20	W	-0.66
24-Jan-02	567.50	U	1.65
25-Jan-02	571.10	F	0.63
29-Jan-02	563.90	T	-1.27
30-Jan-02	564.60	W	0.12
31-Jan-02	562.20	U	-0.43
1-Feb-02	564.30	F	0.37
5-Feb-02	565.10	T	0.14
6-Feb-02	568.60	W	0.62
7-Feb-02	566.90	U	-0.30
8-Feb-02	568.20	F	0.23
11-Feb-02	571.70	M	0.61
12-Feb-02	577.10	T	0.94
13-Feb-02	579.10	W	0.35



14-Feb-02	582.10	U	0.52
15-Feb-02	589.30	F	1.23
18-Feb-02	588.80	M	-0.08
19-Feb-02	586.50	T	-0.39
20-Feb-02	583.10	W	-0.58
21-Feb-02	583.00	U	-0.02
22-Feb-02	602.20	F	3.24
25-Feb-02	608.50	M	1.04
26-Feb-02	604.00	T	-0.74
28-Feb-02	603.80	U	-0.03
1-Mar-02	604.10	F	0.05
4-Mar-02	602.50	M	-0.27
5-Mar-02	601.70	T	-0.13
6-Mar-02	603.20	W	0.25
7-Mar-02	605.90	U	0.45
8-Mar-02	607.60	F	0.28
11-Mar-02	608.10	M	0.08
13-Mar-02	615.00	W	1.13
14-Mar-02	613.20	U	-0.29
15-Mar-02	609.00	F	-0.69
18-Mar-02	612.40	M	0.56
19-Mar-02	614.40	T	0.33
20-Mar-02	625.50	W	1.79
21-Mar-02	629.90	U	0.70
22-Mar-02	645.10	F	2.38
25-Mar-02	637.80	M	-1.14
26-Mar-02	626.00	T	-1.87
27-Mar-02	617.60	W	-1.35
1-Apr-02	611.20	M	-1.04
2-Apr-02	608.80	T	-0.39
3-Apr-02	607.10	W	-0.28
4-Apr-02	610.80	U	0.61
5-Apr-02	611.10	F	0.05
8-Apr-02	607.60	M	-0.57
9-Apr-02	608.60	T	0.16
10-Apr-02	609.60	W	0.16
11-Apr-02	609.70	U	0.02
16-Apr-02	608.20	T	-0.25
17-Apr-02	610.50	W	0.38
18-Apr-02	616.40	U	0.96
19-Apr-02	614.50	F	-0.31
22-Apr-02	613.50	M	-0.16
23-Apr-02	614.00	T	0.08
24-Apr-02	613.80	W	-0.03
25-Apr-02	610.00	U	-0.62
29-Apr-02	613.50	M	0.57
30-Apr-02	617.20	T	0.60
2-May-02	616.10	U	-0.18
3-May-02	613.50	F	-0.42
6-May-02	617.90	M	0.71



University of Moratuwa, Sri Lanka.
Electronic Theses & Dissertations
www.lib.mrt.ac.lk

7-May-02	618.30	T	0.06
8-May-02	617.10	W	-0.19
9-May-02	616.20	U	-0.15
10-May-02	622.60	F	1.03
13-May-02	627.80	M	0.83
14-May-02	642.70	T	2.35
15-May-02	645.60	W	0.45
16-May-02	642.60	U	-0.47
17-May-02	642.60	F	0.00
20-May-02	642.00	M	-0.09
21-May-02	647.20	T	0.81
22-May-02	657.80	W	1.62
23-May-02	665.70	U	1.19
28-May-02	682.60	T	2.51
29-May-02	685.10	W	0.37
30-May-02	683.20	U	-0.28
31-May-02	684.70	F	0.22
3-Jun-02	693.10	M	1.22
4-Jun-02	701.50	T	1.20
5-Jun-02	719.50	W	2.53
6-Jun-02	739.10	U	2.69
7-Jun-02	731.20	F	-1.07
10-Jun-02	734.50	M	0.45
11-Jun-02	722.90	T	-1.59
12-Jun-02	720.90	W	-0.28
13-Jun-02	727.80	U	0.95
14-Jun-02	726.70	F	-0.15
17-Jun-02	725.90	M	-0.11
18-Jun-02	718.70	T	-1.00
19-Jun-02	714.90	W	-0.53
20-Jun-02	716.10	U	0.17
21-Jun-02	719.10	F	0.42
25-Jun-02	721.40	T	0.32
26-Jun-02	713.90	W	-1.05
27-Jun-02	703.70	U	-1.44
28-Jun-02	711.40	F	1.09
1-Jul-02	716.90	M	0.77
2-Jul-02	721.90	T	0.70
3-Jul-02	724.00	W	0.29
4-Jul-02	728.40	U	0.61
5-Jul-02	724.60	F	-0.52
8-Jul-02	721.20	M	-0.47
9-Jul-02	718.70	T	-0.35
10-Jul-02	720.30	W	0.22
11-Jul-02	722.30	U	0.28
12-Jul-02	720.40	F	-0.26
15-Jul-02	715.20	M	-0.72
16-Jul-02	714.90	T	-0.04
17-Jul-02	714.40	W	-0.07
18-Jul-02	713.40	U	-0.14



19-Jul-02	716.10	F	0.38
22-Jul-02	719.50	M	0.47
24-Jul-02	719.80	W	0.04
25-Jul-02	720.00	U	0.03
26-Jul-02	713.00	F	-0.98
29-Jul-02	708.50	M	-0.63
30-Jul-02	697.70	T	-1.54
31-Jul-02	700.00	W	0.33
1-Aug-02	698.90	U	-0.16
2-Aug-02	687.30	F	-1.67
5-Aug-02	666.90	M	-3.01
6-Aug-02	646.50	T	-3.11
7-Aug-02	665.00	W	2.82
8-Aug-02	654.60	U	-1.58
9-Aug-02	671.20	F	2.50
12-Aug-02	671.10	M	-0.01
13-Aug-02	671.90	T	0.12
14-Aug-02	689.40	W	2.57
15-Aug-02	700.00	U	1.53
16-Aug-02	703.50	F	0.50
19-Aug-02	707.10	M	0.51
20-Aug-02	725.70	T	2.60
21-Aug-02	729.40	W	0.51
23-Aug-02	732.50	F	0.42
26-Aug-02	737.90	M	0.73
27-Aug-02	736.00	T	-0.26
28-Aug-02	732.10	W	-0.53
29-Aug-02	730.40	U	-0.23
30-Aug-02	752.10	F	2.93
2-Sep-02	746.70	M	-0.72
3-Sep-02	744.20	T	-0.34
4-Sep-02	760.50	W	2.17
5-Sep-02	776.50	U	2.08
6-Sep-02	772.00	F	-0.58
9-Sep-02	779.30	M	0.94
10-Sep-02	784.90	T	0.72
11-Sep-02	778.10	W	-0.87
12-Sep-02	785.80	U	0.98
13-Sep-02	796.30	F	1.33
16-Sep-02	807.30	M	1.37
17-Sep-02	818.40	T	1.37
18-Sep-02	830.10	W	1.42
19-Sep-02	838.90	U	1.05
23-Sep-02	836.50	M	-0.29
24-Sep-02	847.60	T	1.32
25-Sep-02	860.00	W	1.45
26-Sep-02	860.30	U	0.03
27-Sep-02	857.00	F	-0.38
30-Sep-02	856.50	M	-0.06
1-Oct-02	842.50	T	-1.65



University of Moratuwa, Sri Lanka.
Electronic Theses & Dissertations
www.lib.mrt.ac.lk

2-Oct-02	824.50	W	-2.16
3-Oct-02	840.60	U	1.93
4-Oct-02	834.40	F	-0.74
7-Oct-02	818.90	M	-1.88
8-Oct-02	824.80	T	0.72
9-Oct-02	828.90	W	0.50
10-Oct-02	822.10	U	-0.82
11-Oct-02	822.70	F	0.07
14-Oct-02	813.50	M	-1.12
15-Oct-02	816.30	T	0.34
16-Oct-02	810.20	W	-0.75
17-Oct-02	796.50	U	-1.71
18-Oct-02	768.60	F	-3.57
21-Oct-02	744.20	M	-3.23
22-Oct-02	779.50	T	4.63
23-Oct-02	786.40	W	0.88
24-Oct-02	785.20	U	-0.15
25-Oct-02	795.10	F	1.25
28-Oct-02	805.60	M	1.31
29-Oct-02	812.90	T	0.90
30-Oct-02	822.00	W	1.11
31-Oct-02	820.30	U	-0.21
1-Nov-02	817.20	F	-0.38
5-Nov-02	827.90	T	1.30
6-Nov-02	831.60	W	0.45
7-Nov-02	818.70	U	-1.56
8-Nov-02	810.60	F	-0.99
11-Nov-02	805.80	M	-0.59
12-Nov-02	805.40	T	-0.05
13-Nov-02	795.70	W	-1.21
14-Nov-02	801.30	U	0.70
15-Nov-02	798.90	F	-0.30
18-Nov-02	794.30	M	-0.58
20-Nov-02	785.80	T	-1.08
21-Nov-02	792.30	W	0.82
22-Nov-02	803.90	U	1.45
25-Nov-02	805.10	M	0.15
26-Nov-02	805.80	T	0.09
27-Nov-02	807.40	W	0.20
28-Nov-02	805.30	U	-0.26
29-Nov-02	802.40	F	-0.36
2-Dec-02	793.30	M	-1.14
3-Dec-02	789.80	T	-0.44
4-Dec-02	791.50	W	0.22
5-Dec-02	789.70	U	-0.23
9-Dec-02	788.80	M	-0.11
10-Dec-02	787.60	T	-0.15
11-Dec-02	785.60	W	-0.25
12-Dec-02	784.10	U	-0.19
13-Dec-02	781.30	F	-0.36



University of Moratuwa, Sri Lanka.
 Electronic Theses & Dissertations
www.lib.mrt.ac.lk

16-Dec-02	781.30	M	0.00
17-Dec-02	780.40	T	-0.12
18-Dec-02	786.50	W	0.78
20-Dec-02	791.50	F	0.63
23-Dec-02	798.20	M	0.84
24-Dec-02	800.90	T	0.34
26-Dec-02	805.80	U	0.61
27-Dec-02	810.80	F	0.62
30-Dec-02	814.00	M	0.39
31-Dec-02	815.10	T	0.14
2-Jan-03	817.30	U	0.27
3-Jan-03	812.30	F	-0.61
6-Jan-03	811.70	M	-0.07
7-Jan-03	816.50	T	0.59
8-Jan-03	823.70	W	0.88
9-Jan-03	833.50	U	1.18
10-Jan-03	840.10	F	0.79
13-Jan-03	841.60	M	0.18
14-Jan-03	843.90	T	0.27
16-Jan-03	838.70	U	-0.62
20-Jan-03	837.90	M	-0.10
21-Jan-03	828.80	T	-1.09
22-Jan-03	820.20	W	-1.04
23-Jan-03	822.10	U	0.23
24-Jan-03	813.20	F	-1.09
27-Jan-03	807.70	M	-0.68
28-Jan-03	793.50	T	-1.77
29-Jan-03	782.20	W	-1.43
30-Jan-03	790.60	U	1.07
31-Jan-03	793.50	F	0.37
3-Feb-03	801.20	M	0.97
5-Feb-03	804.80	W	0.45
6-Feb-03	795.30	U	-1.19
7-Feb-03	793.60	F	-0.21
10-Feb-03	785.20	M	-1.06
11-Feb-03	782.90	T	-0.29
13-Feb-03	775.30	U	-0.98
14-Feb-03	772.10	F	-0.41
17-Feb-03	769.90	M	-0.29
18-Feb-03	765.30	T	-0.60
19-Feb-03	766.60	W	0.17
20-Feb-03	769.40	U	0.36
21-Feb-03	768.50	F	-0.12
24-Feb-03	765.10	M	-0.44
25-Feb-03	754.00	T	-1.46
26-Feb-03	740.30	W	-1.83
27-Feb-03	746.30	U	0.81
28-Feb-03	748.50	F	0.29
3-Mar-03	746.10	M	-0.32
4-Mar-03	743.90	T	-0.30



5-Mar-03	741.20	W	-0.36
6-Mar-03	737.20	U	-0.54
7-Mar-03	730.50	F	-0.91
10-Mar-03	720.30	M	-1.41
11-Mar-03	707.20	T	-1.84
12-Mar-03	696.70	W	-1.50
13-Mar-03	710.20	U	1.92
14-Mar-03	717.30	F	0.99
17-Mar-03	709.90	M	-1.04
19-Mar-03	703.80	W	-0.86
20-Mar-03	716.40	U	1.77
21-Mar-03	715.60	F	-0.11
24-Mar-03	713.70	M	-0.27
25-Mar-03	712.60	T	-0.15
26-Mar-03	718.90	W	0.88
27-Mar-03	734.10	U	2.09
28-Mar-03	731.30	F	-0.38
31-Mar-03	739.00	M	1.05
1-Apr-03	731.60	T	-1.01
2-Apr-03	735.60	W	0.55
3-Apr-03	754.20	U	2.50
4-Apr-03	774.80	F	2.69
7-Apr-03	767.90	M	-0.89
8-Apr-03	780.10	T	1.58
9-Apr-03	787.60	W	0.96
10-Apr-03	793.40	U	0.73
11-Apr-03	793.30	F	-0.01
15-Apr-03	795.70	T	0.30
17-Apr-03	813.60	U	2.22
22-Apr-03	805.10	T	-1.05
23-Apr-03	815.00	W	1.22
24-Apr-03	814.60	U	-0.05
25-Apr-03	817.80	F	0.39
28-Apr-03	823.10	M	0.65
29-Apr-03	826.20	T	0.38
30-Apr-03	824.40	W	-0.22
2-May-03	820.40	F	-0.49
5-May-03	829.30	M	1.08
6-May-03	839.30	T	1.20
7-May-03	847.80	W	1.01
8-May-03	852.40	U	0.54
9-May-03	852.30	F	-0.01
12-May-03	844.30	M	-0.94
13-May-03	844.80	T	0.06
19-May-03	844.70	M	-0.01
20-May-03	847.60	T	0.34
21-May-03	848.10	W	0.06
22-May-03	845.30	U	-0.33
23-May-03	836.40	F	-1.06
26-May-03	835.50	M	-0.11



27-May-03	840.00	T	0.54
28-May-03	848.20	W	0.97
29-May-03	853.70	U	0.65
30-May-03	858.70	F	0.58
2-Jun-03	854.40	M	-0.50
3-Jun-03	860.40	T	0.70
4-Jun-03	877.20	W	1.93
5-Jun-03	896.50	U	2.18
6-Jun-03	903.10	F	0.73
9-Jun-03	915.50	M	1.36
10-Jun-03	918.20	T	0.29
11-Jun-03	906.10	W	-1.33
12-Jun-03	919.10	U	1.42
13-Jun-03	934.70	F	1.68
16-Jun-03	935.00	M	0.03
17-Jun-03	957.90	T	2.42
18-Jun-03	968.50	W	1.10
19-Jun-03	971.30	U	0.29
20-Jun-03	995.00	F	2.41
23-Jun-03	1036.20	M	4.06
24-Jun-03	1058.40	T	2.12
25-Jun-03	1100.10	W	3.86
26-Jun-03	1069.90	U	-2.78
27-Jun-03	1051.40	F	-1.74
30-Jun-03	1048.90	M	-0.24
1-Jul-03	1035.00	T	-1.33
2-Jul-03	1011.80	W	-2.27
3-Jul-03	998.90	U	-1.28
4-Jul-03	992.30	F	-0.66
7-Jul-03	987.80	M	-0.45
8-Jul-03	963.90	T	-2.45
9-Jul-03	939.50	W	-2.56
10-Jul-03	958.60	U	2.01
11-Jul-03	987.50	F	2.97
14-Jul-03	983.70	M	-0.39
15-Jul-03	996.90	T	1.33
16-Jul-03	1019.50	W	2.24
17-Jul-03	1015.90	U	-0.35
18-Jul-03	1014.90	F	-0.10
21-Jul-03	1020.40	M	0.54
22-Jul-03	1029.50	T	0.89
23-Jul-03	1024.50	W	-0.49
24-Jul-03	1026.40	U	0.19
25-Jul-03	1039.50	F	1.27
28-Jul-03	1042.80	M	0.32
29-Jul-03	1048.30	T	0.53
30-Jul-03	1051.10	W	0.27
31-Jul-03	1045.80	U	-0.51
1-Aug-03	1050.10	F	0.41
4-Aug-03	1046.10	M	-0.38



University of Moratuwa, Sri Lanka.
Electronic Theses & Dissertations
www.lib.mrt.ac.lk

5-Aug-03	1041.30	T	-0.46
6-Aug-03	1034.50	W	-0.66
7-Aug-03	1038.90	U	0.42
8-Aug-03	1052.10	F	1.26
12-Aug-03	1053.20	M	0.10
13-Aug-03	1064.70	T	1.09
14-Aug-03	1071.90	W	0.67
15-Aug-03	1080.80	U	0.83
18-Aug-03	1090.10	M	0.86
19-Aug-03	1085.60	T	-0.41
20-Aug-03	1085.80	W	0.02
21-Aug-03	1091.40	U	0.51
22-Aug-03	1088.10	F	-0.30
25-Aug-03	1085.70	M	-0.22
26-Aug-03	1080.80	T	-0.45
27-Aug-03	1077.60	W	-0.30
28-Aug-03	1081.10	U	0.32
29-Aug-03	1082.60	F	0.14
1-Sep-03	1091.90	M	0.86
2-Sep-03	1100.20	T	0.76
3-Sep-03	1111.40	W	1.01
4-Sep-03	1117.90	U	0.58
5-Sep-03	1116.60	F	-0.12
8-Sep-03	1119.60	T	0.27
9-Sep-03	1127.60	W	0.71
11-Sep-03	1140.10	U	1.10
12-Sep-03	1142.30	F	0.19
15-Sep-03	1140.40	M	-0.17
16-Sep-03	1143.10	T	0.24
17-Sep-03	1161.20	W	1.57
18-Sep-03	1167.70	U	0.56
19-Sep-03	1212.50	F	3.76
22-Sep-03	1252.00	M	3.21
23-Sep-03	1254.40	T	0.19
24-Sep-03	1281.40	W	2.13
25-Sep-03	1274.20	U	-0.56
26-Sep-03	1275.80	F	0.13
29-Sep-03	1291.90	M	1.25
30-Sep-03	1292.40	T	0.04
1-Oct-03	1297.20	W	0.37
2-Oct-03	1300.40	U	0.25
3-Oct-03	1326.40	F	1.98
6-Oct-03	1354.80	M	2.12
7-Oct-03	1353.10	T	-0.13
8-Oct-03	1353.20	W	0.01
10-Oct-03	1357.80	F	0.34
13-Oct-03	1343.90	M	-1.03
14-Oct-03	1355.50	T	0.86
15-Oct-03	1370.70	W	1.12
16-Oct-03	1386.80	U	1.17



University of Moratuwa, Sri Lanka.
Electronic Theses & Dissertations
www.lib.mrt.ac.lk

17-Oct-03	1390.00	F	0.23
20-Oct-03	1388.20	M	-0.13
21-Oct-03	1392.40	T	0.30
22-Oct-03	1392.60	W	0.01
23-Oct-03	1423.50	U	2.19
27-Oct-03	1421.40	M	-0.15
28-Oct-03	1417.50	T	-0.27
29-Oct-03	1405.70	W	-0.84
30-Oct-03	1417.10	U	0.81
31-Oct-03	1416.40	F	-0.05
3-Nov-03	1405.10	M	-0.80
4-Nov-03	1334.50	T	-5.16
5-Nov-03	1161.40	W	-13.89
6-Nov-03	1156.10	U	-0.46
7-Nov-03	1298.50	F	11.62
10-Nov-03	1217.40	M	-6.45
11-Nov-03	1184.70	T	-2.72
12-Nov-03	1221.10	W	3.03
13-Nov-03	1255.60	U	2.79
14-Nov-03	1169.90	F	-7.07
17-Nov-03	1209.40	M	3.32
18-Nov-03	1186.70	T	-1.89
19-Nov-03	1257.30	W	5.78
20-Nov-03	1234.70	U	-1.81
21-Nov-03	1241.30	F	0.53
24-Nov-03	1213.00	M	-2.31
25-Nov-03	1184.20	T	-2.40
27-Nov-03	1192.30	W	0.68
28-Nov-03	1206.30	U	1.17
1-Dec-03	1172.50	M	-2.84
2-Dec-03	1166.60	T	-0.50
3-Dec-03	1138.90	W	-2.40
4-Dec-03	1111.50	U	-2.44
5-Dec-03	1142.90	F	2.79
9-Dec-03	1151.90	T	0.78
10-Dec-03	1150.40	W	-0.13
11-Dec-03	1120.00	U	-2.68
12-Dec-03	1125.90	F	0.53
15-Dec-03	1106.00	M	-1.78
16-Dec-03	1076.10	T	-2.74
17-Dec-03	1040.30	W	-3.38
18-Dec-03	1030.50	U	-0.95
19-Dec-03	1052.20	F	2.08
22-Dec-03	1050.80	M	-0.13
23-Dec-03	1078.40	T	2.59
24-Dec-03	1083.80	W	0.50
26-Dec-03	1094.20	F	0.96
29-Dec-03	1076.20	M	-1.66
30-Dec-03	1068.10	T	-0.76
31-Dec-03	1062.10	W	-0.56



University of Moratuwa, Sri Lanka.
Electronic Theses & Dissertations
www.lib.mrt.ac.lk

List of References

Abesekera S.P. (1997) Efficient Market Hypothesis and Emerging Capital Market in Sri Lanka: Evidence from Colombo Stock Exchange, Research Paper.

Aggarwal, R., Rao, P. and Hiraki, T. (1989) Skewness and Kurtosis in Japanese equity Returns: empirical evidence, *The Journal of financial returns*, **12**,253-260.

Aggarwal, R and Rivoli P. (1989) Seasonal and Day of the week effect in four emerging stock markets, *Financial Review* **24**,541-550.

Agarwal, R. and Tandon, K. (1994) "On the relationship between the United States and four Asian equity markets" *Asian Economic Bulletin*, **6**,110-117.

Aggarwal, R. and Perry, M. (2003) "The Day of the Week Effects in Future Markets" *American Business Review* 2003.

Agarwal, R. and Tandon, K. (1994)"Anomalies or illusions? Evidence from the markets in eighteen countries, *Journal of International Money and Finance*', **13**, 83-106.

Alexakis, P. and Xanthakis (1995) M." Day of the Week Effect on the Greek Stock Market" *Applied Financial Economics*, **5**, 43-50.

Ajayi, R. and Friedman, J. (1998) "On the Relationship between Stock Returns and Exchange Rates: Test of Granger Causality" *Global Finance Journal*. Vol.9, No.2, 1998.

An Introduction to the Stock Market, Colombo Stock Exchange.

Arsad, Z. and Coutts, J.A. (1997) Security price anomalies in the London international stock exchange: A 60 year perspective, *Applied Financial Economics*, 7,455-464.

Ash B. and Ozgur B. K. (1999) "Day of the Week Effects: Recent Evidence from Nineteen Stock Markets" *Central Bank Review* 2 (2002) 77-90.

Asli, B. and Kan A.B.(2002)"Day of the Week Effects : Recent Evidence from Nineteen Stock Markets" *Central Bank Review* ,2,77-90.

Athanassakos, G.and Robbinson, M.J. (1994)"The Day of the Week Anomaly: The Toronto Stock Exchange Experience" *Journal of Business Finance & Accounting*, 21,833-56.

Barrone, E. (1990)" The Italian stock market: Efficiency and Calendar anomalies, *Journal of Banking and Finance*, 14,483-510.

Balaban, E (1994) "Day of the Week Effects: New Evidence from an Emerging Stock Market", Discussion Paper No; 9410, Reserch Department, The Central Bank of Republic of Turkey.

Balaban, E. (1995)"Day of the Week Effects: New Evidence from an Emerging Stock Market, *Applied Economics Letters*", 2,139,143.

Battacharya, K., Sarkar N., and Mukhopadhyay, D. (2001) "Stability of the Day of the Week Effect in Return and In Volatility at the Indian Capital Market" Research Paper.

- Bildik, R. (1997) "Hisse Senedi Priyasalarinda Aykiriliklar: IMKB'NDA Gun Etkisi" Working Paper at Finance Department of Istambul University"
- Board, J.L. and Sutcliffe, C.M. (1988) "The Weekend Effect in UK Stock Market Returns" Journal of Business and Finance & Accounting, **15**,199-213.
- Bowers, J. and Dimson, E. (1988) Introduction, in stock market anomalies (Ed.) E. Dimson, Cambridge University Press, Cambridge, pp.3-15.
- Cannolly, R.A. (1991), A posterior odds analysis of the weekend effect, Journal of Econometrics, 49, 51-104
- Chang, E., Pinegar, M., and Ravichandran, R. (1993) "International Evidence on the Robustness of the Day of the Week Effect" Journal of Financial and Quantitative Analysis, 28:497-513.
- Cheung, K.C. and Coutts, J.A. (1999)"The January effect and monthly seasonality in the Hang Seng index: 1985-1997" Applied Economics Letters, 6,121-123
- Coutts, J.A. and Hayes, P.A. (1999) "The weekend effect, the Stock Exchange Account and the Financial Times Industrial Ordinary Shares Index" Applied Financial Economics, 9, 67-71
- Colombo Stock Exchange Automated Trading System.
- Corhay, A, and Rad, A.T. (1994)"Statistical Properties of Daily Returns: Evidence from European Stock Markets" Journal of Business Finance and Accounting, 21,271-282.

Cross, F. (1973) "The behavior of stock prices on Mondays and Friday, Financial Analysts Journal, Nov-Dec., 67-69.

Damodar, G. (1999) "Essentials of Econometrics"60-120,240-302.

Dubois, M. and Louvet, P. (1996)"The Day of the week effect: International Evidence" Journal of Banking and Finance, 20, 1463-1484.

Data Library (2004) "Colombo Stock Exchange-ASPI daily"

Fact Book, 2002, Colombo Stock Exchange.

Fama, E.F. (1965),"The behavior of stock market prices, Journal of Business, **38**,161-176.

Ferhan, S. (1999) "Risk-return-volume relationship in an emerging stock market", Central Bank of the Republic of Turkey, Research Paper.

Fields, M.J., (1931)"Stock Prices: Problem Verification "Journal of Business, 7,415-418.

French, K.R. (1980) stock Returns and weekend effects, Journal of Financial Economics, **8**, 55-69.

French, K.R., Schwert, G.W. and Stambaugh, R.F. (1987),"Expected Stock Returns and Volatility," Journal of Financial Economics, 19, 3-29.

Jacobs, B.J. and Levy, K.N. (1988) Calendar Anomalies: Abnormal Returns at Calendar Turning Points, Financial Analyst Journal, 28-39.

Jaffe, J. and Westerfield, R. (1985a) “The weekend effect in common stock returns: the international evidence” *Journal of Finance*, 40,433-54.

Jaffe, J. and Westerfield, R. (1985b) “Patterns in Japanese Common Stock Returns: Day of the Week and Turn of the year effects, *Journal of Financial and Quantitative Analysis*, 20,2,261-272.

Gibbons, M.R. and Hess, P. (1981), Day of the week effects, *Journal of Business*, **54**, 579-596.

Gregoriou, A. and Kontonikas A. and Tsitsianis, N. (2002) “Does the Day of the Week Effect Exist Once Transactions Cost are Accounts For? Evidence from the UK, Research Paper.

Halil, K. and Hakan, B. (1999) “The day of the Week Effect and Stock Market Volatility: Evidence from Developed Markets”, Research Paper.

Harris, L. (1986) “A Transaction Data Study of Weekly and Intradaily patterns in Stock Returns” *The Journal of Financial Economics*, **16**, 99-117.

Hassan, A. and Perry, M. (2003) “An Analysis of the Week Effects in the Egyptian Stock Market” *Journal of International Business*.

Hawawini, G. (ed) (1984) “European Equity Markets: Price Behavior and Efficiency, Salomon Brothers Center/NYU Monograph 4/5.

Hirsch, Y. (1986) “Don’t sell stock on Monday” (Fact on File, New York)

Ho, Y.K. (1990) "Stock Return Seasonal ties in Asia and Pacific Markets, Journal. Of International Financial Management Accounting, **2**, 44-27.

Ho R. and Cheung, Y. (1994) "Seasonal Pattern in volatility in Asian Stock Markets" Applied Financial Economics, 4, 61-67.

Jaffe, J. and Westerfield, R. (1985a) "The Weekend effects in Common Stock Returns: The International Evidence, Journal of Finance, **40**,433-454.

Jaffe, J. and Westerfield, R. (1985b) Pattern in Japanese Common Stock Returns: Day of the Week and Turn of the Year Effects, Journal of Financial and Quantitative Analysis, 261-272.

Kaushik, B., Nityananda, S. and Debarata, M. (2001) "Stability of the Day of the Week Effect in Return and in Volatility at the Indian Capital Market: A GARCH Approach with proper mean specification" Journal of Economic Literature Classification, 12.

Ken, H., John, T. and Yuplin, R. (2002) "The Asian Crisis and Calendar Effects on Stock Returns in Thailand", C.I.B.E.F., Liverpool Business School, England and Bank of Thailand Research Paper.

Keim, D, "Size-Related Anomalies and Stock Return Seasonality: Further Empirical Evidence" Journal of Financial Economics, 12, (June 1983), 13-32.

Keim, D.B. and Stambough, R.F. (1984), A further investigation of the weekend effect in stock returns, Journal of Finance, **39**,(July 1984), 819-835.

Kim, S.W. (1988) "Capitalizing on the Weekend Effect" *Journal of Portfolio Management*, 15, 61-64.

Kohers, T. and Kohers, G. (1995) "The impact of Firm Size Differences on the Day of the Week effect: A Comparison of Major Stock Exchanges" *Applied Financial Economics*, 5, 151-60.

Lyroudi, K. and Angelidis, D. (2003) "Seasonality's in the French Stock Market: The day of the Week Anomaly". Presentation at 11 Th Annual Conferences of the Multinational Financial Society, July 3-8, 2004, Constantinople, Turkey.

Lyroudi, k., Subeniotis, D. and Komisopoulos G. (June 2002) "Market Anomalies in the A.S.E.: The Day of the Week Effect" Presentation at the 2002 European Finance Management Association, Annual Conference, London, UK.

Laonoshock, J. and Levi, M. (1982), "Weekend effect on stock Returns: a note, *Journal of Finance*, **39**, 883-889.

Laonoshock, J. and Smidt, S. (1988), "Are seasonal anomalies real? A 90 year perspective, *Review of Financial Studies*, **1**, 403-425.

Levy, M. "The Weekend Game: Clearing House vs. Federal Funds." *Canadian Journal of Economics*, 11, (November 1978) 750-757.

Linn, S.C. and Lockwood, L.J. (1988), "Short-term stock price patterns: NYSE, AMEX, OTC, *Journal of Portfolio Management*, **15**, 30-54.

Lyroudi, K. and Angelidis, D. (2003) "The Day of the Week Effect Phenomenon in the European Union Stock Markets. Presentation at the International Conference of the Black Sea Economic Community and GUUAM, 17-22 September 2003, Albena, Bulgaria.

Ozmen, T. (1997) "Dunya Borsalarinda Gozlemlenen Anomalier ve IMKB Uzerine Bir Deneme", Publication of the Capital Market Board of Turkey, 61.

Mills, T.C. and Coutts, J.A. (1995), "Calendar effects in the London Stock Exchange FTSC indices, The European Journal of Finance, 1, 79-93.

Panayotis, A. and Manolis, X. (1985) "Day of the week Effect on the Greek Stock Market" Applied Financial Economics, 5, 43-50.

Peioro, A. (1994) "Daily Seasonality in stock returns: Further International Evidence" Economics Letters, 45, 227-332.

Perry, M.J. (2001) "Market Efficiency and the reversal of the Monday Effect: New evidence from US Equity Markets" Journal of Business Financial and Accounting. VOL.28, (7) & (8) Sept./Oct.2001.

Perry, M.J. (2002) "Anomalies in US Equity Markets: Reexamining January Effects" Applied Financial Economics 12, 2002

Raimund, A., Ines, F. and, Silmon, W. (2002) "The Day of the Week Effect Revisited: An Alternative Testing Approach" Reihe Okonomie Economic Series 127, <http://www.ihs.ac.at>

Rogalski, R. (1984) “New findings regarding Day of the Week Returns over Trading and Non Trading Periods.” Unpublished Manuscript, Dartmouth Collage.

Smirlock, M. and Starks, L. (1986) “Day of the Week and Intra day Effects in the Stock Returns” Journal of Financial Economics, 197-210.

Solnik, B. and Bousquet, L. (1990) “Day of the Week Effect on the Parris Bourse
“Journal of Banking and Finance, **14**,461-468.

Tang, G.Y.N. and Kwok, K. (1997) “Day of the Week Effect in International Portfolio Diversification: January vs Non –January”, Japan World Economics, 9,335-352

Theobald, M. and Price, V. (1984) “Seasonality Estimation in Thin Markets” Journal of Finance, 39,377-392.

Theodossiou, P. and Lee, U. (1993) “Mean and Volatility Spillovers across major national stocks markets: Further Empirical Evidence” Journal of Financial Research, 16,337-350.

Thomas, H. (2002) “Trends and the Calendar Effects in Stock Returns” Research Paper.

Wang, L. and Erickson “A New Look at the Monday Effect” Journal of Finance, 1997, 52, 2171-2186.

Wong, K.A., Hui, T.K. and Chan, C.Y. (1992) “Day of the Week Effects: Evidence from Developing Stock Markets” Applied Financial Economics, 2, 49-56.