

**BUDDHIST ARCHITECTURE:
STUDY OF CONTEMPORARY SRI LANKAN BUDDHIST TEMPLE ARCHITECTURE AND
IT'S COMPATIBILITY WITH BUDDHIST PHILOSOPHY
WITH SPECIAL REFERENCE TO AWASAGE**



University of Moratuwa, Sri Lanka.
Electronic Theses & Dissertations
www.lib.mrt.ac.lk

The dissertation submitted to the Faculty of Architecture,
University of Moratuwa, Sri Lanka,
For the Final Examination of M.Sc. [Architecture], 2000
and Part Two of the
Royal Institute of British Architects


074117



University of Moratuwa

පුස්තකාලය
මොරටුව විශ්ව විද්‍යාලය, ශ්‍රී ලංකාව
මොරටුව.

J. P. Ajith Nihal
Faculty of Architecture
University of Moratuwa
Sri Lanka
May-2000




74117

TH

CONTENTS.

Page No.

ACKNOWLEDGEMENT.	vii
LIST OF ILLUSTRATIONS.	viii
INTRODUCTION.	01
0.1 Topic explanation.	01-02
0.2 Intellectual basis.	03-
0.3 Scope and limitation.	04
0.4 Methodology.	03
	
CHAPTER ONE.	
BUDDHIST PHILOSOPHY AND IT'S INFLUENCE ON BUILT ENVIRONMENT.	
1.1 Rise of Buddhism.	05-06
1.2 Buddhism as a religion and a philosophy.	06
1.2.1 Buddhism as a religion.	06-07
1.2.2 Buddhism as a philosophy.	07-
1.2.3 Components of preachings of Buddha.	07
1.2.3.1 Vinaya.	07
1.2.3.2 Sutra.	08
1.2.3.3 Abhidharma.	
1.3 Buddhist philosophy.	09
1.3.1 Uniqueness of Buddhist philosophy.	09
1.3.2 Essentials of Buddhist philosophy.	10-11
1.3.3 Attainment of truth Realization of Buddhist philosophy.	11-13

1.4 Life of Buddhist monks.	15-18
1.5 Survival / Propagation of Buddhism and philosophy.	16-18
1.6 Implications of Buddhist philosophy in relation to built environment.	18-21

CHAPTER TWO.

BUDDHIST TEMPLE ARCHITECTURE.


2.1 An introduction.	22-
2.2 Buddhist temple Buddhist order and lay society.	22-23
2.3 Evolution of Buddhist temple.	23-26
2.4 Types of Buddhist temple architecture.	26 -
2.4.1 Organic monastery.	27-32
2.4.2 Pabbatha vihara- Systematic monastery.	32-33
2.4.3 Paddhanaghara.	33-39
2.5 Essential components of Buddhist temple.	39-40
2.5.1 Shrines and sanctuaries.	40 -
2.5.1.1 Stupa or dagabha.	40-41
2.5.1.2 Bo-maluwa, Bo tree.	41-42
2.5.1.3 Pathimagara or image house.	42-43
2.5.2 Ecclesiastical building.	44 -
2.5.2.1 Chapter house. (Uposathaghara.)	44-45
2.5.2.2 Padhanaghara.	45-
2.5.2.3 Library/Potthacalaya.	45-



2.5.2.4	Preaching hall or Dhamma shalawa.	45-
2.5.3	Residential buildings.	45
2.5.3.1	Sangawasa.	46
2.5.3.2	Refectories.	46
2.6	Architecture housing the Buddhist order.	46-47

CHAPTER THREE.


BUDDHIST TEMPLE ARCHITECTURE ACCORDING TO BUDDHIST PHILOSOPHY AND IDENTIFY A MODEL OF IDEAL FORM FOR BUDDHIST TEMPLE.

3.1.	The need of compatibility of built environment of monk with Buddhist philosophy.	
3.1.1	Propagation of Buddhism.	48-
3.1.2	Place of Buddhist monk in society.	48-
3.1.3	Built environment of Buddhist monk.	49-
3.1.4	Need of compatibility between Buddhist philosophy and built environment of monks.	49-
 University of Moratuwa, Sri Lanka Electronic Theses & Dissertations www.lib.mrt.ac.lk		
3.2	Compatibility of built environment of monk with Buddhist philosophy.	50-
3.2.1	Qualitative and quantitative aspects.	50-
3.2.1.1	Qualitative aspects.	50-
3.2.1.2	Quantitative aspects.	50-51
3.2.2	Generators and modifiers.	51-52
3.2.2.1	Context/ topography location.	52-55
3.2.2.2	Layout.	55-63
3.2.2.3	Form.	63-64
3.2.2.4	Shape.	64
3.2.2.5	Spatial progression.	65-68
3.2.2.6	Details.	69-
3.2.2.7	Summary.	69-

CHAPTER FOUR.

EXAMINE THE PRESENT DAY TEMPLE WITH BUDDHIST PHILOSOPHY.

4.1 Case study 01- Maligathenna Raja Senasanaya.	70-
4.1.1 Introduction.	70-
4.1.2 Context/ location.	70-71
4.1.3 Layout.	72-73
4.1.4 Form and shape.	74-76
4.1.5 Spatial progression.	74-76
4.1.6 Details.	76-77
4.1.7 Summery.	78-
4.2 Case study 02- Sambuddhaloka Viharaya, Fort, Colombo.	
4.2.1 Introduction.	79-
4.2.2 Context/ location.	79-80
4.2.3 Layout.	80-81
4.2.4 Form and shape.	81-
4.2.5 Spatial progression.	81-86
4.2.6 Details.	86-88
4.2.7 Summery.	88
4.3 Case study 03- Sri Jethavanarama Viharaya, Prince of Wales Mawatha, Colombo.	
4.3.1 Introduction.	88-
4.3.2 Context/ location.	88-89
4.3.3 Layout.	89-90
4.3.4 Form and shape.	90-91
4.3.5 Spatial progression.	91-93
4.3.6 Details.	93-95
4.3.7 Summery.	95-



4.4 Case study 04- Kelaniya Rajamaha Viharaya. Kelaniya

4.4.1	Introduction.	96-
4.4.2	Context/ location.	96-
4.4.3	Layout.	97-99
4.4.4	Form and shape.	99-100
4.4.5	Spatial progression.	100-102
4.4.6	Details.	102-103
4.4.7	Summery.	

-- CONCLUSION.

104-107



University of Moratuwa, Sri Lanka.
Electronic Theses & Dissertations
www.lib.mrt.ac.lk

ACKNOWLEDGEMENT.

This dissertation would never have been possible without the invaluable support given by many, to which I am indebted and sincerely acknowledge-

My tutor, Dr. Dayananda Waduge Senior Lecturer, Dept. Architecture for the inspiration & guidance.

Prof. Nimal De Silva, head of the department of architecture

Prof. Chandrawickrama Gamage Sri Jayawrdanapura University, for inspiring discussions,

Dr. L.S.R. Perera, Dr. Ranjith Dayarathne, inspiring discussions and comments.

Chief incumbents of the temples I visited for their valuable co-ordination.

Navimbala Dhammadhassi, there, for giving information regarding the subject



My friends, Keerthy, Thanuja, Priyani, Jayalath, Hewamadduma, Lakkana, Kolin, Munamalpe, Sandiligama, Sarath, Hemantha Prasad for the encouragement they gave me all through out.

Anil Kumarage & Nimal Senarathna for their support.

Specially my friend Srinika for giving information regarding the subject, and correcting my draft patiently

Finally to my friends for their enormous encouragement and support.

